



IMMEDIATE RESPONSE ACTION PLAN Status Report 5

Barnstable Municipal Airport
Hyannis, Massachusetts

RTN 4-26347

April 2019



Prepared for:
Barnstable Municipal Airport
480 Barnstable Road
Hyannis, MA 02840

Prepared by:
Horsley Witten Group, Inc.
90 Route 6A
Sandwich, MA 02563

IMMEDIATE RESPONSE ACTION PLAN STATUS REPORT 5

BARNSTABLE MUNICIPAL AIRPORT
HYANNIS, MASSACHUSETTS
RTN 4-26347

Table of Contents

1.0 INTRODUCTION 2

2.0 SUMMARY OF IRA PLAN 2

 2.1 Background 3

 2.2 Actions Under the IRA Plan 3

3.0 APPLICABLE MCP STANDARDS 3

4.0 HISTORIC FIELD INVESTIGATIONS 4

5.0 FIELD INVESTIGATIONS CONDUCTED DURING THE CURRENT REPORTING PERIOD 5

6.0 GROUND WATER MODELING AND CONTAMINANT TRANSPORT ANALYSIS 7

7.0 MANAGEMENT OF REMEDIAL WASTE 7

9.0 PLANS FOR NEXT REPORTING PERIOD 7

FIGURES

- 1- Locus Map
- 2- Results for PFAS in Soil from ARFF/SRE Building
- 3- Results for PFAS in Soil from the Deployment Area
- 4- Results for PFAS in Groundwater
- 5- Results for 1,4-dioxane in Groundwater

TABLES

- 1- Soil Results for PFAS Compounds from ARFF/SRE Building
- 2- Soil Results for PFAS Compounds from Deployment Area
- 3- Groundwater Results for PFAS Compounds
- 4- Isotopic Analysis Results
- 5- Groundwater Results for 1,4-dioxane
- 6- Soil Results for PFAS Compounds from the 1991 Drill Location

APPENDICES

- Appendix A: Laboratory Analysis Reports
- Appendix B: Soil Boring and Monitoring Well Installation Logs

1.0 INTRODUCTION

The Horsley Witten Group, Inc. (HW) has been retained by the Barnstable Municipal Airport (the Airport) to develop this fifth Immediate Response Action (IRA) Plan Status Report for its property at 480 Barnstable Road, Hyannis, Massachusetts (Figure 1). HW has prepared this report in accordance with the Massachusetts Contingency Plan 310 CMR 40.0000 (MCP) on behalf of:

Ms. Katie Servis, Airport Manager
Barnstable Municipal Airport
Hyannis, Massachusetts 02601
(508) 775-2020

The report describes IRA related activities conducted from October 2018 to April 2019 in the context of previous soil and groundwater sampling and analysis.

2.0 SUMMARY OF IRA PLAN

An IRA was initiated in response to a Notice of Responsibility (NOR) for Release Tracking Number (RTN) 4-26347 dated November 10, 2016, issued to the Airport by the Massachusetts Department of Environmental Protection (DEP). The NOR requested that the Airport conduct additional field investigations to evaluate sources of two types of contaminants previously detected at the Airport and on adjacent properties and to identify potential impacts to public water supply wells operated by the Hyannis Water District at the Mary Dunn and Maher wellfields.

The NOR specifically requests that the Airport investigate perfluoroalkyl substances (PFAS) including perfluorooctanesulfonic acid (PFOS) and perfluorooctanoic acid (PFOA) previously detected in groundwater at the Airport and several adjacent properties. DEP also requested further evaluation of 1,4-dioxane, previously detected in a monitoring well downgradient of the Airport on the Maher wellfield property.

A proposed IRA plan was submitted for approval in response to the NOR. Subsequently, a meeting was held by DEP at the Airport that included other stakeholders including the Barnstable Department of Public Works, the Hyannis Water District and Barnstable County representatives (representing the Fire Training Academy). At the meeting, IRA plans were coordinated between the Airport and Fire Training Academy including sampling locations, type of analysis, groundwater modeling, goals and next steps. The IRA plan served as the guide for the soil and groundwater testing conducted since November 2016 to follow up on the results of the previous analyses.

2.1 Background

Prior to issuance of the NOR, the Airport had conducted investigations on both PFAS and 1,4-dioxane and provided results to DEP. In July 2015, HW sampled groundwater from seven wells for analysis of 1,4-dioxane. The contaminant was detected in well OW-9DD located in the Maher wellfield at a concentration of 0.93 ug/L, above the 0.30 ug/L groundwater standard for 1,4-dioxane. This well is screened from 77 to 87 feet below the ground surface. Samples taken from wells on Airport property did not contain 1,4-dioxane above laboratory reporting levels.

A potential source of 1,4-dioxane at the Airport is a historic release of 1,1,1-trichloroethane (1,1,1-TCA) from an oil/water separator associated with a floor drain in the former Provincetown Boston Airlines hangar (currently leased to Cape Air). Given the screen depth of monitoring well OW-9DD, the 1,4-dioxane may also be from an off-airport source.

On August 4, 2016, DEP issued a Request for Information (RFI) to the Airport requiring investigation of PFAS. On July 1 and 5, 2016, HW collected samples from six monitoring wells and submitted samples for laboratory analysis for the presence of PFOS and PFOA. These compounds were detected in each of the wells tested. At monitoring wells HW-3 and HW-5, the sum of PFOS and PFOA concentrations were 0.084 and 0.12 ug/L respectively, above the EPA health advisory limit and DEP standard of 0.07 ug/L. Because of the extremely low detection requirements, HW collected confirmatory samples from these two wells. Results showed 0.16 ug/L in HW-3 and 0.12 ug/L in HW-5. The concentrations detected in all the other wells were below the standard. It should be noted that these compounds were also detected above the standard in monitoring well HW-1, located at the upgradient, western boundary of the Airport.

2.2 Actions Under the IRA Plan

A summary of the groundwater and soil sampling and analyses conducted to date for both 1,4-dioxane and the PFAS compounds is provided below. This includes activities conducted between October 2018 and April 2019 which included soil and groundwater sampling for PFAS at the Airport to delineate the source and extent of the groundwater contaminants. Soil and groundwater sampling results collected during this time period including those samples that were pending review as documented in the October 2018 IRA Status Report are set forth below.

3.0 APPLICABLE MCP STANDARDS

In accordance with MCP Section 310 CMR 40.0900, the characterization of risk of harm to health, safety, public welfare, and the environment must be evaluated at each disposal site. This characterization includes the determination of site-specific soil and groundwater categories based on site location and use, and the comparison of laboratory results to these standards (310 CMR 40.0930).

Groundwater located within a Current Drinking Water Source Area is considered category GW-1. The Airport is located within several zones of contribution (Zone II) for Barnstable Fire District Water Department, the Hyannis Water District and the Town of Yarmouth. Zone IIs are considered current drinking water sources as defined in 310 CMR 40.0006; thus, category GW-1 is applicable.

Groundwater located within 30 feet of an occupied building that has an average annual depth of less than 15 feet is categorized as GW-2. This is primarily a concern because of the possibility of vapor impacts to indoor air. The average annual depth to groundwater at the site is greater than 15 feet; therefore GW-2 Standards do not apply. Also, all disposal sites shall be considered a potential source of discharge to surface water, and therefore categorized as GW-3. Based on these criteria, categories GW-1 and GW-3 are applicable to this site.

Currently, there are no DEP soil standards for PFAS compounds.

4.0 HISTORIC FIELD INVESTIGATIONS

Historic field investigations conducted since the November 2016 NOR and documented in prior status reports are summarized below:

- Groundwater monitoring wells were installed at six locations in April 2017: in the vicinity of potential sources of PFOA at the Airport Rescue and Fire Fighting (ARFF) Building, at the firefighting training deployment area adjacent to the East Ramp, and at upgradient locations to evaluate potential off-site sources of PFAS and 1,4-dioxane. Groundwater flows from the northwest to southeast across the airport, approximately parallel to Runway 15/33.
- The first round of groundwater samples for PFAS and 1,4-dioxane were collected on April 5-7 and April 11, 2017. Additional groundwater samples and one surface water sample were collected for analysis of PFAS on June 20, 2017.
- An initial round of three soil samples was taken on December 6, 2016 as reported in the first status report. One sample was taken from each location where it was determined that aircraft fire fighting foam (AFFF) had been used at the Airport, including the site of an airplane crash in 1991, the deployment area, and the drill location located along the dirt road adjacent to the deployment area.
- A second round of soil samples was taken on June 20, 2017 adjacent to the ARFF building and within the deployment area to begin to determine the extent of PFAS within the surface soils. Based on the results of these analyses, a third round of samples from these two locations was collected on September 26, 2017. The third round of sampling was designed to further delineate the extent of PFAS in soils both horizontally and vertically, with samples taken at the ground surface and at two and four feet below grade.

- In October 2017, three composite soil samples were taken from piles of sediment and topsoil associated with the redevelopment of Runway 15/33. These piles were located on Airport property at the site of the former Mildred’s Restaurant and were analyzed for PFAS compounds to evaluate if sediment removed from the airport as part of this redevelopment contained PFAS. In November 2017, five additional composite samples of soils from the runway redevelopment were taken from the storage location at Cape Cod Aggregates.
- On October 26, 2017, ten PFAS samples were taken to evaluate background conditions in surficial soils on the Airport and in nearby locations in Hyannis. Ten additional background samples from locations across the Town of Barnstable were taken on December 14, 2017.
- Six PFAS soil samples were also analyzed for leaching potential using an SPLP test. The chosen samples included four samples from within the boundaries of the PFAS sites at the airport and two samples from runway reconstruction soils stockpiled at the airport. Results of these tests were provided to HW by the Laboratory in early January 2018.

5.0 FIELD INVESTIGATIONS CONDUCTED DURING THE CURRENT REPORTING PERIOD

As indicated in IRA Status Report 4, soil and groundwater investigations were completed at the end of the previous reporting period. Details regarding the results of these investigations including the results of soil and groundwater testing conducted during the current reporting period are detailed below.

- On August 14, 2018, 24 PFAS surface soil samples were collected in proximity to the ARFF building and the Deployment Area. PFAS compounds were previously detected in these areas and additional samples were collected to determine the vertical extent of PFAS impacts in soil and to refine the Disposal Site boundary at the Airport. Analytical results are set forth on Tables 1 and 2 and the location of the soil samples are indicated on Figures 2 and 3. Analytical data reports for the samples are included in Appendix A.
- In October 2018, three soil borings (DL11, DL14 and HW-F) were installed in the deployment area. One soil boring (ARFF3) was installed and one surface soil sample (HW-3) was collected near the ARFF Building in order to further delineate the extent of PFAS in soils both horizontally and vertically. All soil borings were advanced using direct push methods. Analytical results are set forth on Tables 1 and 2 and the location of the soil samples are indicated on Figures 2 and 3. Analytical data reports for the samples are included in Appendix A and soil boring logs are located in Appendix B.
- In October 2018, six (6) monitoring wells were installed at the Airport. A cluster of three wells (HW-G(s), HW-G(m), and HW-G(d)) was installed at an upgradient location to evaluate potential off-site sources of PFAS. Three (3) additional wells (HW-H, HW-I, and

HW-J) were installed southeast of the deployment area adjacent to the East Ramp. Groundwater flows from the northwest to southeast across the Airport, approximately parallel to Runway 15/33. Monitoring well construction logs are included in Appendix B.

- In November 2018, six (6) groundwater samples were collected to evaluate PFAS concentrations in the Deployment area. Four (4) groundwater samples and one surface water sample from Mary Dunn Pond were also collected for analysis of oxygen and hydrogen isotopes to determine the contribution of pond water from Mary Dunn Pond to the four downgradient wells. Analytical results are indicated on Tables 3 and 4 and the location of the monitoring wells are indicated on Figure 4. Analytical data reports for the samples are included in Appendix A.
- In December 2018, 12 groundwater samples were collected for analysis of PFAS and 13 groundwater samples were collected for analysis of oxygen and hydrogen isotopes to determine the contribution of pond water from Mary Dunn Pond to the 13 downgradient wells. Groundwater samples were also collected from four (4) monitoring wells in the Maher Wellfield for analysis of 1,4-dioxane. Analytical results are indicated on Table 5 and the location of the monitoring wells are indicated on Figure 5. Analytical data reports for the samples are included in Appendix A.
- In December 2018, two soil samples were collected from the 1991 Drill Location to determine if PFAS detected in the area are related to background conditions. Analytical results are indicated on Table 6 and the location of the borings are indicated on Figure 4. Analytical data reports for the samples are included in Appendix A.
- In February 2019, three additional surface soil samples were collected to further delineate the Disposal Site boundary around the ARFF building. Analytical results are indicated on Table 1 and the location of the soil borings are indicated on Figure 2. Analytical data reports for the samples are included in Appendix A.

Groundwater samples were collected consistent with the Massachusetts Department of Environmental Protection Guidance on Sampling and Analysis for PFAS at Disposal Sites Regulated under the MCP, dated January 2017. A submersible pump was utilized to develop each monitoring well prior to sample collection. During well purging, a properly calibrated InSitu smarTroll MP multi-parameter meter was utilized to measure temperature, pH, conductivity, DO, and oxidation reduction potential. Groundwater samples were submitted to ESS Laboratory in Cranston, Rhode Island for 1,4-dioxane analyses and to Maxim Laboratory for the PFAS compounds. Soil samples from 2019 were submitted to Con-Test Analytical Laboratory.

Surface soil samples were taken directly with the sampling bottle. If necessary, a gloved hand was used to remove any surface vegetation and to place the sample directly into the bottle. In addition, if needed, soil was loosened with a stainless-steel spade that was decontaminated

using Liquinox, and rinsed using Type II De-ionized water, followed by PFAS-free water obtained from the laboratory.

Soil samples obtained from 2 to 5 feet below grade were collected using a hand auger that was decontaminated using Liquinox, and rinsed using Type II De-ionized water, followed by PFAS-free water obtained from the laboratory. Each boring was advanced to just above the desired depth of sample then the auger was decontaminated and rinsed again prior to sample collection, in order to minimize, to the greatest extent possible, cross contamination between samples/intervals. Each step was repeated in between each interval of sampling. Samples were collected by either shaking the sample directly from the hand auger into the bottle, or, if necessary, using a gloved hand to remove the sample from bottom of the auger and placing directly into bottle. Soil samples obtained deeper than 5 feet below grade were collected using direct push methods with an AMS Power Probe. A separate set of gloves was used for each sample.

6.0 GROUND WATER MODELING AND CONTAMINANT TRANSPORT ANALYSIS

DEP requested that the Airport evaluate if potential sources on the western portion of the Airport could be upgradient of the Mary Dunn Wellfield. To answer this question, HW is using and modifying an existing U.S. Geological Survey groundwater model to evaluate groundwater flow under current and recent historical pumping conditions. This work is ongoing and will be informed by the results of the groundwater sampling and water level data collected under this IRA plan. The model will be used to document what areas of the Airport are upgradient of the Mary Dunn Wellfield. It will also be used to evaluate groundwater flow and contaminant transport from potential source areas on Airport property, as well as groundwater flow from the Fire Training Academy across the Airport to the southeast.

7.0 MANAGEMENT OF REMEDIAL WASTE

No remedial waste has been generated to date as a result of the work conducted under the IRA Plan.

8.0 UPGRADES TO AFFF TESTING PROTOCOLS AT THE AIRPORT

The Airport has purchased two Ecologic Foam Test Systems to allow the Airport to test the AFFF delivery systems on its fire trucks without having to discharge the foam into the environment. These new systems meet the Federal Aviation Administration requirements for the regular testing of AFFF usage. Therefore, it is anticipated that no further foam will be deployed at the Airport except during an emergency situation when its use is required.

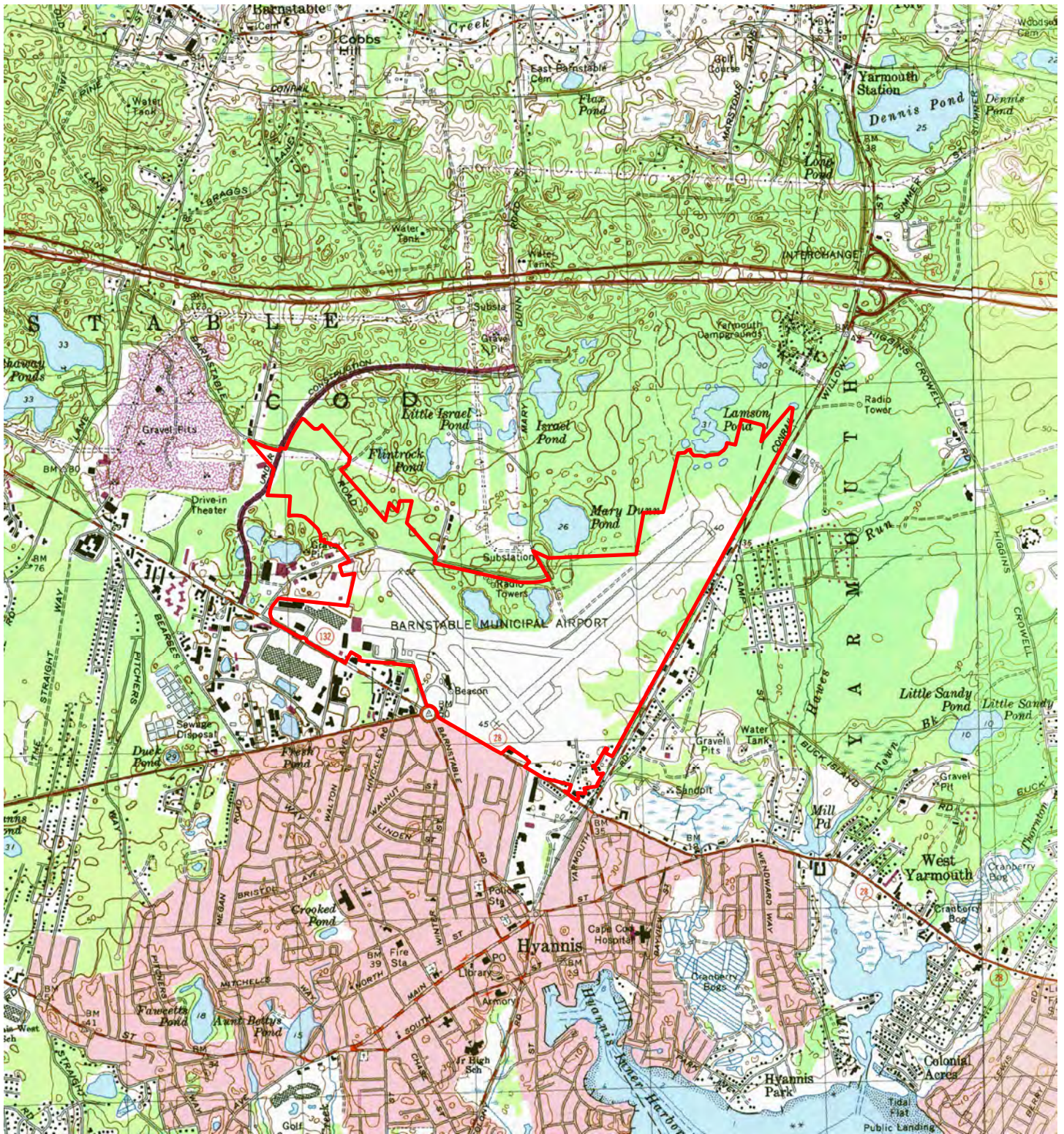
9.0 PLANS FOR NEXT REPORTING PERIOD

Further testing of soil and groundwater is planned to refine the boundaries of the PFAS soil contamination at the deployment area, and to evaluate groundwater quality in this vicinity.

DEP asked the Airport to investigate whether or not there are private wells downgradient of the Airport and potential source areas for 1,4-dioxane and PFAS compounds. In the IRA Plan, HW identified four properties in Yarmouth that, while connected to public water, also were identified as having an onsite well. Given that they are connected to public water it is likely that these wells are used for non-drinking water purposes and/or abandoned. In addition, upcoming actions include the installation of a new monitoring well for 1,4-dioxane and several new monitoring wells for PFAS. Groundwater sampling will be conducted at the new wells in 2019.

HW will continue this evaluation upon receipt of our groundwater sampling data and upon completion of our groundwater modeling analysis to determine if any additional areas need to be investigated for the presence of private wells. If any private wells are identified, further analysis will be conducted to determine if private well sampling is needed.

FIGURES



Document Path: H:\Projects\HYA\11072 (697 Barnstable Airport)\GIS_Maps\Waps\USGS_Locus_20130815.mxd

*Hyannis Topographic Quadrangle

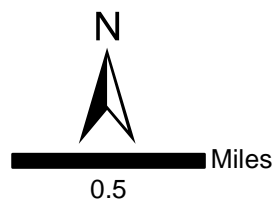
Legend

 Airport Property Line

Horsley Witten Group
Sustainable Environmental Solutions



30 Route 6A • Sandwich, MA • 02563
Tel: 508-833-8800 • Fax: 508-833-3150 • www.horsleywitten.com



USGS Locus
Barnstable Municipal Airport
Hyannis, MA

Date: 4/17/2018

Figure 1

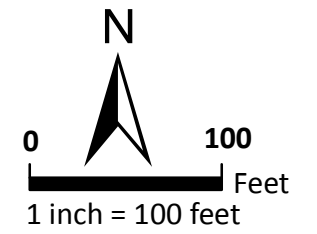


Legend

- 2017 PFAS Soil Samples
- 2018 PFAS Soil Samples
- 2019 PFAS Soil Samples
- Barnstable Municipal Airport Property Boundary
- Total PFAS Soil Concentration (ug/kg)

Notes:

1. Concentration shown is Total PFAS.
2. Total PFAS = Five (5) combined PFAS compounds (PFHpA + PFHxS + PFNA + PFOS+ PFOA) Non-detect concentrations are not included in total.
3. 2018 ARFF3 sample was moved further northwest to avoid utilities.
4. Unless otherwise specified, all soil results are 0-1' samples.
5. J = estimated concentration. Laboratory result reported is above the method detection limit and below the reporting limit.
6. Concentrations shown are in ug/kg.







Horsley Witten Group
 Sustainable Environmental Solutions
 90 Route 6A • Unit 1 • Sandwich, MA 02563
 508-833-6600 • horsleywitten.com

2017-2019 PFAS in Soil Results
 ARFF/SRE Building
 Barnstable Municipal Airport
 Hyannis, MA

Date: 3/20/2019 Figure 2




Legend

-  2017 PFAS Soil Samples
-  2018 PFAS Soil Samples
-  Barnstable Municipal Airport Property Boundary
-  2018 Total PFAS Soil Concentration (ug/kg)

Notes:

1. Concentration shown is Total PFAS.
2. Total PFAS = Five (5) combined PFAS compounds (PFHpA + PFHxS + PFNA + PFOS + PFOA). Non-detect concentrations are not included in total.
3. Unless otherwise specified, all soil results are 0-1' samples.
4. J = estimated concentration. Laboratory result reported is above the method detection limit and below the reporting limit.
5. Concentrations shown are in ug/kg.



2017-2018 PFAS in Soil Results
 Deployment Location
 Barnstable Municipal Airport
 Hyannis, MA

Date: 11/19/2018

Figure 3



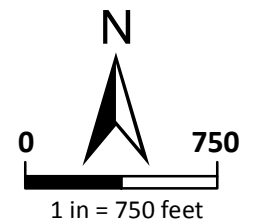
Legend

- ⊕ Monitoring Wells
- Soil Sample Locations
- ## 2018 Total PFAS Groundwater Concentration (ug/L)
- ⊖ Drinking Water Wells
- Barnstable Municipal Airport Property Boundary

Notes:

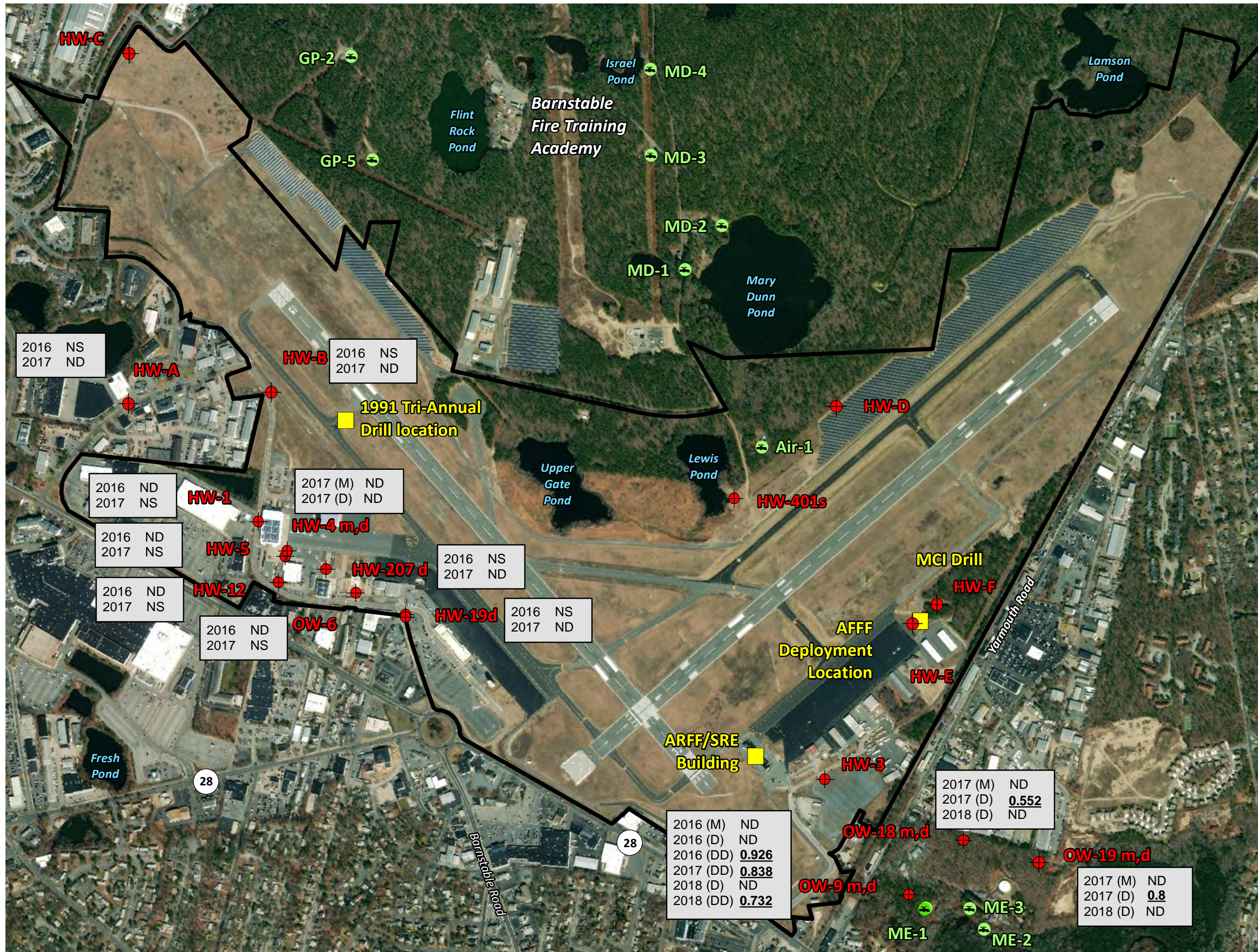
1. Concentration shown is Total PFAS for 2018.
2. Total PFAS = Five (5) combined PFAS compounds (PFHpA + PFHxS + PFNA + PFOS + PFOA)
3. J = estimated concentration. Laboratory result reported is above the method detection limit and below the reporting limit.
4. Concentrations shown are in ug/L.

* Higher detection limit



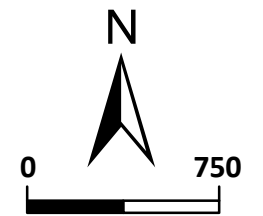
Horsley Witten Group
 Sustainable Environmental Solutions
 90 Route 8A • Unit 1 • Sandwich, MA 02563
 508-833-8600 • horsleywitten.com

**2018 PFAS Results
 in Groundwater
 Barnstable Municipal Airport
 Hyannis, MA**



Legend

- Monitoring Wells
- PFOS/PFOA Soil Samples
- ND No Detect
- NS No Sample Collected
- 0.2 1,4 Dioxane Below MassDEP Limit (0.3 ug/L)
- 0.8** 1,4 Dioxane Above MassDEP Limit (0.3 ug/L)
- Drinking Water Wells
- Barnstable Municipal Airport Property Boundary



Horsley Witten Group
 Sustainable Environmental Solutions
 90 Route 8A • Unit 1 • Sandwich, MA 02563
 508-833-8600 • horsleywitten.com

**1,4 Dioxane Results
 Barnstable Municipal Airport
 Hyannis, MA**

Path: H:\Projects\HYA\17027 BMA PFOS 1-4 IRA\GIS\Maps\190313_DioxaneMap.mxd

2016 (M)	ND
2016 (D)	ND
2016 (DD)	0.926
2017 (DD)	0.838
2018 (D)	ND
2018 (DD)	0.732

2017 (M)	ND
2017 (D)	0.552
2018 (D)	ND

2017 (M)	ND
2017 (D)	0.8
2018 (D)	ND

2016	NS
2017	ND

2016	NS
2017	ND

2016	ND
2017	NS

2017 (M)	ND
2017 (D)	ND

2016	ND
2017	NS

2016	NS
2017	ND

2016	ND
2017	NS

2016	NS
2017	ND

TABLES

Table 1. Total PFAS in Soil at ARFF Area

	ARFF1 (0-1') 6/20/2017	ARFF1 (2') 9/26/2017	ARFF1 (4') 9/26/2017	ARFF2 (0-1') 6/20/2017	ARFF3 (0-1') 9/26/2017	ARFF3 (10-12') 10/9/2018	ARFF4 (0-1') 9/26/2017	ARFFCB (0-1) 9/26/2017
Perfluoroheptanoic acid (PFHpA)	0.82 J	1.8	0.66 J	0.17 U	0.60 J	0.32 J	0.75 J	0.60 J
Perfluorohexanesulfonic acid (PFHxS)	0.23 U	0.23 U	0.23 U	0.23 U	0.64 J	0.24 U	0.23 U	0.23 U
Perfluorooctanoic acid (PFOA)	0.75 J	2.6	0.75 J	0.26 U	0.78 J	1.9	0.97 J	0.90 J
Perfluorononanoic acid (PFNA)	2.5	5.7	1.4	0.20 J	0.91 J	3.1	2.9	0.17 U
Perfluorooctane sulfonate (PFOS)	4.5	2.7	1.1	0.29J	4.4	1.1	1.0	1.1
Total PFAS	8.57 J	12.8	3.91 J	0.49 J	7.33 J	6.42 J	5.62 J	2.6 J
	A1 (0-1') 8/14/2018	A2 (0-1') 8/14/2018	A3 (0-1') 8/14/2018	A4 (0-1') 8/14/2018	A5 (0-1') 8/14/2018	A6 (0-1') 8/14/2018	A7 (0-1') 8/14/2018	A8 (0-1') 8/14/2018
Perfluoroheptanoic acid (PFHpA)	0.19 U	0.19 U	0.38 J	0.19 U	1.1	0.19 U	0.19 U	0.19 U
Perfluorohexanesulfonic acid (PFHxS)	0.24 U	0.24 U	0.24 U	0.24 U	0.24 U	0.24 U	0.24 U	0.24 U
Perfluorooctanoic acid (PFOA)	0.25 U	0.25 U	0.37 J	0.30 J	1.9	0.25 U	0.25 U	0.25 U
Perfluorononanoic acid (PFNA)	0.22 U	0.22 U	0.51 J	0.22 U	0.87 J	0.22 U	0.22 U	0.22 U
Perfluorooctane sulfonate (PFOS)	0.26 U	0.26 U	0.29 J	0.26 U	0.26 U	0.26 U	0.38 J	0.26 U
Total PFAS	0.26 U	0.26 U	1.55 J	0.30 J	3.87 J	0.26 U	0.38 J	0.26 U
	A9 (0-1') 8/14/2018	A10 (0-1') 8/14/2018	A11 (0-1') 8/14/2018	A12 (0-1') 8/14/2018	A13 (0-1')	A14 (0-1')	A15 (0-1')	HW-3 (0-1') 10/9/2018
Perfluoroheptanoic acid (PFHpA)	0.19 U	0.19 U	0.19 U	0.19 U	2.0 U	1.9 U	2.0 U	0.19 U
Perfluorohexanesulfonic acid (PFHxS)	0.24 U	0.24 U	0.24 U	0.24 U	2.0 U	1.9 U	2.0 U	0.24 U
Perfluorooctanoic acid (PFOA)	0.34 J	0.25 U	0.25 U	0.25 U	2.0 U	1.9 U	2.0 U	0.25 U
Perfluorononanoic acid (PFNA)	0.22 U	0.22 U	0.22 U	0.22 U	2.0 U	1.9 U	2.0 U	0.22 U
Perfluorooctane sulfonate (PFOS)	0.85 J	0.26 U	0.26 U	0.26 U	2.0 U	1.9 U	2.0 U	0.26 U
Total PFAS	1.19 J	0.26 U	0.26 U	0.26 U	2.0 U	1.9 U	2.0 U	0.26 U

Results in ug/kg = micrograms per kilogram

Maxxim Laboratory analysis

U - Not detected above method detection limit

J = Estimated value, result between laboratory reporting limit and method detection limit

Total = Five (5) combined PFAS compounds (PFHpA + PFHxS + PFNA + PFOS +PFOA)

Note: Totals include estimated values.

Table 2. Total PFAS in Soil at Deployment Area

	DL1(0-1') 6/20/2017	DL2 (0-1') 6/20/2017	DL2 (2') 9/26/2017	DL2 (4') 9/26/2017	DL3 (0-1') 6/20/2017	DL3 (2') 9/26/2017	DL3 (4') 9/26/2017	DL4 (0-1') 6/20/2017
Perfluoroheptanoic acid (PFHpA)	0.30 J	1.9	1.2	0.48 J	0.84 J	0.17 U	0.17 U	0.31 J
Perfluorohexanesulfonic acid (PFHxS)	0.23 U	1.8	1.3	0.59 J	0.34 J	0.23 U	0.23 U	0.23 U
Perfluorooctanoic acid (PFOA)	0.26 U	1.6	4.1	0.74 J	0.80 J	0.26 U	0.26 U	0.83 J
Perfluorononanoic acid (PFNA)	0.17 U	0.81 J	2.5	0.17 U	0.55 J	0.17 U	0.17 U	2.7
Perfluorooctane sulfonate (PFOS)	0.40 J	12	1.5	0.21 U	0.51 J	0.21 U	0.21 U	2.0
Total PFAS	0.7 J	18.11 J	10.6	1.81 J	3.04 J	0.26 U	0.26 U	5.84 J
	DL4 (2') 9/26/2017	DL4 (4') 9/26/2017	DL5 (0-1') 6/20/2017	DL5 (2') 9/26/2017	DL5 (4') 9/26/2017	DL6 (0-1') 6/20/2017	DL7 (0-1') 6/20/2017	DL8 (2') 6/20/2017
Perfluoroheptanoic acid (PFHpA)	0.17 U	0.17 U	2.5	0.40 J	0.50 J	5.0	2.5 J	2.9 J
Perfluorohexanesulfonic acid (PFHxS)	0.23 U	0.23 U	0.49 J	0.49 J	0.23 U	0.23 U	0.23 U	2.3 U
Perfluorooctanoic acid (PFOA)	0.26 U	0.26 U	3.7	1.6	0.26 U	0.26 U	4.2 J	25
Perfluorononanoic acid (PFNA)	0.17 U	3.7	0.19 J	0.17 U	0.17 U	0.19 J	9.6 J	46
Perfluorooctane sulfonate (PFOS)	0.21 U	0.50 J	0.21 U	0.21 U	0.21 U	0.21 U	3.9 J	14
Total PFAS	0.26 U	4.2 J	6.88 J	2.49 J	0.50 J	5.19 J	20.2 J	87.9 J
	DL8 (4') 9/26/2017	DL9 (0-1') 6/20/2017	DL10 (0-1') 6/20/2017	DL 11 (0-1') 9/26/2017	DL11 (4-6') 10/4/2018	DL11 (10-12') 10/4/2018	DL11 (14-16') 10/4/2018	DL12 (0-1') 9/26/2017
Perfluoroheptanoic acid (PFHpA)	4.7J	0.66 J	1.3	2.1	1.3	0.31 J	0.23 J	1.2
Perfluorohexanesulfonic acid (PFHxS)	2.3 U	0.35 J	0.94 J	0.82 J	0.24 U	0.24 U	0.24 U	0.23 U
Perfluorooctanoic acid (PFOA)	22	0.68 J	1.7	4.7	2.9	1.9	0.50 J	4.6
Perfluorononanoic acid (PFNA)	1.7 U	0.22 J	0.17 U	16	2.5	0.22 U	0.22 U	7.3
Perfluorooctane sulfonate (PFOS)	2.1 U	0.38 J	0.26 J	29	0.26 U	0.26 U	0.26 U	23
Total PFAS	26.7 J	2.29 J	4.2 J	52.62 J	6.7	2.21 J	0.73 J	36.1 J
	DL13 (0-1') 9/26/2017	DL14 (0-1') 9/26/2017	DL14 (4-6') 10/4/2018	DL14 (10-12') 10/4/2018	D1 (0-1') 8/14/2018	D2 (0-1') 8/14/2018	D3 (0-1') 8/14/2018	D4 (0-1') 8/14/2018
Perfluoroheptanoic acid (PFHpA)	1.6	4.9	0.36 J	0.19 U	0.19 U	0.21 J	0.19 U	0.95 J
Perfluorohexanesulfonic acid (PFHxS)	0.23 U	0.71J	0.24 U	0.24 U	0.24 U	0.24 U	0.24 U	0.24 U
Perfluorooctanoic acid (PFOA)	2.4	23	0.58 J	0.32 J	0.25 U	0.33 J	0.25 U	1.1
Perfluorononanoic acid (PFNA)	1.5	10	0.22 U	0.22 U	0.22 U	0.67 J	0.22 U	0.98 J
Perfluorooctane sulfonate (PFOS)	0.66 J	7.6	0.26 U	0.26 U	0.26 U	0.66 J	0.38 J	2.9
Total PFAS	6.16 J	46.21 J	0.94 J	0.32 J	0.26 U	1.87 J	0.38 J	5.93 J
	D5 (0-1') 8/14/2018	D6 (0-1') 8/14/2018	D7 (0-1') 8/14/2018	D8 (0-1') 8/14/2018	D9 (0-1') 8/14/2018	D10 (0-1') 8/14/2018	D11 (0-1') 8/14/2018	D12 (0-1') 8/14/2018
Perfluoroheptanoic acid (PFHpA)	0.22 J	0.25 J	7.8	1.0	2.7	0.19 U	0.19 U	0.19 U
Perfluorohexanesulfonic acid (PFHxS)	0.24 U	0.24 U	0.24 U	0.31 J	0.24 U	0.24 U	0.24 U	0.24 U
Perfluorooctanoic acid (PFOA)	0.25 U	0.28 J	14	2.2	3	0.25 U	0.25 U	0.25 U
Perfluorononanoic acid (PFNA)	0.22 U	0.22 U	10	0.59 J	0.83 J	0.22 U	0.22 U	0.32 J
Perfluorooctane sulfonate (PFOS)	0.26 U	0.26 U	3.4	2.1	0.67 J	0.54 J	0.91 J	0.44 J
Total PFAS	0.22 J	0.53 J	35.2	6.2 J	7.2 J	0.54 J	0.91 J	0.76 J
	HW-F (10-12') 10/4/2018	HW-F (14-16') 10/4/2018						
Perfluoroheptanoic acid (PFHpA)	0.32 J	1.3						
Perfluorohexanesulfonic acid (PFHxS)	0.24 U	0.24 U						
Perfluorooctanoic acid (PFOA)	0.25 U	1.4						
Perfluorononanoic acid (PFNA)	0.22 U	0.22 U						
Perfluorooctane sulfonate (PFOS)	0.26 U	0.26 U						
Total PFAS	0.32 J	2.7						

Results in ug/kg = micrograms per kilogram

Maxxim Laboratory analysis

U - Not detected above method detection limit

J = Estimated value, result between laboratory reporting limit and method detection limit

Total = Five (5) combined PFAS compounds (PFHpA + PFHxS + PFNA + PFOS +PFOA)

Note: Totals include estimated values.

Table 3. Groundwater Results for PFAS Compounds 2018

Sample ID Sample Date	North Ramp				Airport Road		Steamship Parking Lot	
	HW-1 10/26/2018	HW-5 10/26/2018	HW-23 10/26/2018	HW-19D 11/7/2018	HW-B(S) 10/26/2018	HW-B(D) 10/26/2018	HW-3 10/26/2018	HW-302 12/3/2018
Perfluorobutanesulfonic acid (PFBS)	0.0054 U	0.0054 U	0.0054 U	0.0054 U	0.0054 U	0.0054 U	0.0054 U	0.0054 U
Perfluoroheptanoic acid (PFHpA)	0.013 J	0.0074 U	0.0098 J	0.0080 J	0.012 J	0.0074 U	0.10	0.015 J
Perfluorohexanesulfonic acid (PFHxS)	0.018 J	0.0056 U	0.023	0.045	0.047	0.0056 U	0.012 J	0.016 J
Perfluorononanoic acid (PFNA)	0.0087 U	0.0088 J	0.0087 U	0.0087 U	0.0087 U	0.0087 U	0.023	0.0097 J
Perfluorooctanoic acid (PFOA)	0.031	0.011 J	0.011 J	0.014 J	0.020 J	0.012 J	0.057	0.03
Perfluorooctane sulfonate (PFOS)	0.028	0.12	0.015 J	0.069	0.019 J	0.010 J	0.053	0.031
Total	0.09	0.1398	0.0588	0.136	0.098	0.022	0.245	0.1017
Sample ID Sample Date	Solar Field			Deployment Area				
	HW-G(S) 12/3/2018	HW-G(M) 12/3/2018	HW-G(D) 12/3/2018	HW-H 11/7/2018	HW-I * 11/7/2018	HW-J 11/7/2018	HW-E 11/7/2018	HW-F 11/7/2018
Perfluorobutanesulfonic acid (PFBS)	0.0054 U	0.0054 U	0.0054 U	0.0054 U	0.011 U	0.0054 U	0.0054 U	0.0054 U
Perfluoroheptanoic acid (PFHpA)	0.0074 U	0.0074 U	0.0074 U	0.077	0.2	0.025	0.0074 U	0.0074 U
Perfluorohexanesulfonic acid (PFHxS)	0.0056 U	0.012 J	0.0056 U	0.0056 U	0.18	0.0056 U	0.0056 U	0.0056 U
Perfluorononanoic acid (PFNA)	0.0087 U	0.011 J	0.0087 U	0.0087 U	0.16	0.028	0.0087 U	0.0087 U
Perfluorooctanoic acid (PFOA)	0.0033 U	0.0033 U	0.0033 U	0.0050 J	0.26	0.026	0.0033 U	0.0033 U
Perfluorooctane sulfonate (PFOS)	0.0060 U	0.036	0.0060 U	0.0060 U	0.066	0.13	0.0060 U	0.0060 U
Total	0.0087 U	0.059	0.0087 U	0.082	0.866	0.209	0.0087 U	0.0087 U
Sample ID Sample Date	Maher Wells							
	OW-9S 12/3/2018	OW-9M 12/3/2018	OW-9D 12/3/2018	OW-9DD 12/3/2018	OW-18S 12/7/2018	OW-18M 12/7/2018	OW-18D 12/7/2018	OW-19D 12/7/2018
Perfluorobutanesulfonic acid (PFBS)	0.0054 U	0.0054 U	0.0054 U	0.0054 U	0.0054 U	0.0054 U	0.0054 U	NS
Perfluoroheptanoic acid (PFHpA)	0.048	0.11	0.033	0.015 J	0.0074 U	0.0074 U	0.014 J	NS
Perfluorohexanesulfonic acid (PFHxS)	0.023	0.0056 U	0.12	0.042	0.0056 U	0.073	0.13	NS
Perfluorononanoic acid (PFNA)	0.0087 U	0.044	0.1	0.038	0.0087 U	0.0087 U	0.0087 U	NS
Perfluorooctanoic acid (PFOA)	0.032	0.052	0.057	0.020 J	0.012 J	0.0060 J	0.019 J	NS
Perfluorooctane sulfonate (PFOS)	0.024	0.0081 J	0.52	0.14	0.028	0.24	0.32	NS
Total	0.127	0.2141	0.83	0.255	0.04	0.319	0.483	NS

J = Estimated concentration between the EDL and RDL.

Results in ug/kg, micrograms per kilogram

U= Undetected at the limit of quantitation.

EDL = Estimated Detection Limit

RDL = Reportable Detection Limit

MDL= Method Detection Limit

NS = Not Sampled

Shaded/ Bold results above DEP GW-1 standard (0.07 ug/L)

Total PFAS = Five (5) combined PFAS compounds (PFHpA + PFHxS + PFNA + PFOA +PFOS)

Note: Totals include estimated values. Totals do not include PFBS.

* HIGHER DETECTION LIMIT

Table 4: Ratio of Stable Isotopes Oxygen-18 and Hydrogen-2 Laboratory Results

Sample Date	Lab Sample ID	HW Sample ID	Stable Isotope Oxygen-18			Stable Isotope Hydrogen-2		
			$\delta^{18}\text{O}$ (V-SMOW)	Atm %	Expected Values	$\delta^{18}\text{O}$ (V-SMOW)	Atm %	Expected Values
11/7/2018	1811299-2	HW-I	-6.92	0.20	-	-40.41	0.01494	-
			-6.77	0.20	-	-40.17	0.01495	-
	1811299-4	HW-E	-6.79	0.20	-	-38.56	0.01497	-
			-6.85	0.20	-	-38.87	0.01497	-
	1811299-5	HW-F	-6.9	0.20	-	-38.28	0.01498	-
			-6.88	0.20	-	-38.15	0.01498	-
			-2.67	0.20	-	-18.65	0.01528	-
1811299-7	SW-2	-2.61	0.20	-	-20.42	0.01526	-	
					-23.04	0.01521	-	
12/3/2018	1812198-1	HW-G(S)	-6.74	0.20	-	-38.19	0.01498	-
			-6.93	0.20	-	-37.87	0.01498	-
	1812198-2	HW-G(M)	-7.53	0.20	-	-44.34	0.01498	-
			-7.57	0.20	-	-44.39	0.01498	-
	1812198-3	HW-G(D)	-7.18	0.20	-	-44.15	0.01489	-
			-7.45	0.20	-	-44.56	0.01488	-
	1812198-4	OW-9S	-7.29	0.20	-	-41.86	0.01492	-
			-7.41	0.20	-	-42.94	0.0149	-
	1812198-5	OW-9D	-7.76	0.20	-	-47.91	0.01483	-
			-7.71	0.20	-	-46.82	0.01484	-
	1812198-6	OW-9DD	-7.52	0.20	-	-45.58	0.01486	-
			-7.57	0.20	-	-45.48	0.01487	-
	1812198-7	OW-9M	-7.13	0.20	-	-41.44	0.01493	-
			-7.24	0.20	-	-43.40	0.0149	-
12/7/2018	1812232-1	OW-18S	-7.58	0.20	-	-49.29	0.01481	-
			-7.54	0.20	-	-49.66	0.0148	-
	1812232-2	OW-18M	-6.95	0.20	-	-42.64	0.01491	-
			-6.89	0.20	-	-42.57	0.01491	-
	1812232-3	OW-18D	-7.28	0.20	-	-44.76	0.01488	*
-7.36			0.20	-	-41.61	0.01493	*	
QA/QC	IAEA OH-14	-	-5.64	0.20	-5.6	-37.45	0.01499	-37.70
	IAEA OH-15	-	-9.59	0.20	-9.41	-77.89	0.01436	-78
	IAEA OH-16	-	-15.72	0.20	-15.41	-	-	-113.8
	Antarc IC	-	-29.83	0.19	-30	-	-	-239.69

Table 5. 1,4 Dioxane Groundwater Results 2018

Sample ID		GW-1	OW-9D	OW-9DD	OW-18D	OW-19D
Sample Date			12/3/2018	12/3/2018	12/17/2018	12/17/2018
1,4-Dioxane	ug/L	0.3	<0.25	0.732	<0.25	<0.25

Results in ug/L, micrograms per liter

Laboratory Reporting Limit = 0.25 ug/L

Shaded/ Bold results above DEP GW-1 standard (0.3 ug/L)

Table 6. Total PFAS in Soil at 1991 Drill Location

	1991A (0-1') 8/14/2018	1991B (0-1') 8/14/2018	1991C (0-1') 8/14/2018	1991D (0-1') 8/14/2018	1991A-B (3-4') 12/14/2018	1991C-D (2-3') 12/14/2018
Perfluoroheptanoic acid (PFHpA)	0.19 U	0.19 U	0.19 U	0.19 U	0.19 U	0.19 U
Perfluorohexanesulfonic acid (PFHxS)	0.24 U	0.66 J	0.24 U	0.24 U	0.24 U	0.24 U
Perfluorooctanoic acid (PFOA)	0.25 U	0.26 J	0.25 U	0.25 U	0.25 U	0.25 U
Perfluorononanoic acid (PFNA)	0.22 U	0.22 U	0.22 U	0.30 J	0.22 U	0.22 U
Perfluorooctane sulfonate (PFOS)	0.49 J	1.1	0.55 J	0.36 J	0.30 J	0.42 J
Total PFAS	0.49 J	2.02	0.55 J	0.66	0.30 J	0.42 J

Results in ug/kg = micrograms per kilogram

Maxxim Laboratory analysis

U - Not detected above method detection limit

J = Estimated value, result between laboratory reporting limit and method detection limit

Total = Five (5) combined PFAS compounds (PFHpA + PFHxS + PFNA + PFOS +PFOA)

Note: Totals include estimated values.

APPENDIX A

CERTIFICATE OF ANALYSIS

Josphine Ibanez
Horsley & Witten
90 Route 6A
Sandwich, MA 02563

RE: Barn. On-Call No. 4 (17027)
ESS Laboratory Work Order Number: 1808548

This signed Certificate of Analysis is our approved release of your analytical results. These results are only representative of sample aliquots received at the laboratory. ESS Laboratory expects its clients to follow all regulatory sampling guidelines. Beginning with this page, the entire report has been paginated. This report should not be copied except in full without the approval of the laboratory. Samples will be disposed of thirty days after the final report has been delivered. If you have any questions or concerns, please feel free to call our Customer Service Department.



Laurel Stoddard
Laboratory Director

REVIEWED

By ESS Laboratory at 11:42 am, Sep 10, 2018

Analytical Summary

The project as described above has been analyzed in accordance with the ESS Quality Assurance Plan. This plan utilizes the following methodologies: US EPA SW-846, US EPA Methods for Chemical Analysis of Water and Wastes per 40 CFR Part 136, APHA Standard Methods for the Examination of Water and Wastewater, American Society for Testing and Materials (ASTM), and other recognized methodologies. The analyses with these noted observations are in conformance to the Quality Assurance Plan. In chromatographic analysis, manual integration is frequently used instead of automated integration because it produces more accurate results.

The test results present in this report are in compliance with TNI and relative state standards, and/or client Quality Assurance Project Plans (QAPP). The laboratory has reviewed the following: Sample Preservations, Hold Times, Initial Calibrations, Continuing Calibrations, Method Blanks, Blank Spikes, Blank Spike Duplicates, Duplicates, Matrix Spikes, Matrix Spike Duplicates, Surrogates and Internal Standards. Any results which were found to be outside of the recommended ranges stated in our SOPs will be noted in the Project Narrative.

Subcontracted Analyses

Maxxam Analytics - Cheektowaga, NY

PFOA



CERTIFICATE OF ANALYSIS

Client Name: Horsley & Witten
Client Project ID: Barn. On-Call No. 4

ESS Laboratory Work Order: 1808548

SAMPLE RECEIPT

The following samples were received on August 21, 2018 for the analyses specified on the enclosed Chain of Custody Record.

Lab Number	Sample Name	Matrix	Analysis
1808548-01	A1	Soil	SUB
1808548-02	A2	Soil	SUB
1808548-03	A3	Soil	SUB
1808548-04	A4	Soil	SUB
1808548-05	A5	Soil	SUB
1808548-06	A6	Soil	SUB
1808548-07	A7	Soil	SUB
1808548-08	A8	Soil	SUB
1808548-09	A9	Soil	SUB
1808548-10	A10	Soil	SUB
1808548-11	A11	Soil	SUB
1808548-12	A12	Soil	SUB
1808548-13	D1	Soil	SUB
1808548-14	D2	Soil	SUB
1808548-15	D3	Soil	SUB
1808548-16	D4	Soil	SUB
1808548-17	D5	Soil	SUB
1808548-18	D6	Soil	SUB
1808548-19	D7	Soil	SUB
1808548-20	D8	Soil	SUB



CERTIFICATE OF ANALYSIS

Client Name: Horsley & Witten
Client Project ID: Barn. On-Call No. 4

ESS Laboratory Work Order: 1808548

PROJECT NARRATIVE

No unusual observations noted.

End of Project Narrative.

DATA USABILITY LINKS

To ensure you are viewing the most current version of the documents below, please clear your internet cookies for www.ESSLaboratory.com. Consult your IT Support personnel for information on how to clear your internet cookies.

[Definitions of Quality Control Parameters](#)

[Semivolatile Organics Internal Standard Information](#)

[Semivolatile Organics Surrogate Information](#)

[Volatile Organics Internal Standard Information](#)

[Volatile Organics Surrogate Information](#)

[EPH and VPH Alkane Lists](#)



CERTIFICATE OF ANALYSIS

Client Name: Horsley & Witten
Client Project ID: Barn. On-Call No. 4

ESS Laboratory Work Order: 1808548

CURRENT SW-846 METHODOLOGY VERSIONS

Analytical Methods

- 1010A - Flashpoint
- 6010C - ICP
- 6020A - ICP MS
- 7010 - Graphite Furnace
- 7196A - Hexavalent Chromium
- 7470A - Aqueous Mercury
- 7471B - Solid Mercury
- 8011 - EDB/DBCP/TCP
- 8015C - GRO/DRO
- 8081B - Pesticides
- 8082A - PCB
- 8100M - TPH
- 8151A - Herbicides
- 8260B - VOA
- 8270D - SVOA
- 8270D SIM - SVOA Low Level
- 9014 - Cyanide
- 9038 - Sulfate
- 9040C - Aqueous pH
- 9045D - Solid pH (Corrosivity)
- 9050A - Specific Conductance
- 9056A - Anions (IC)
- 9060A - TOC
- 9095B - Paint Filter
- MADEP 04-1.1 - EPH
- MADEP 04-2.1 - VPH

Prep Methods

- 3005A - Aqueous ICP Digestion
- 3020A - Aqueous Graphite Furnace / ICP MS Digestion
- 3050B - Solid ICP / Graphite Furnace / ICP MS Digestion
- 3060A - Solid Hexavalent Chromium Digestion
- 3510C - Separatory Funnel Extraction
- 3520C - Liquid / Liquid Extraction
- 3540C - Manual Soxhlet Extraction
- 3541 - Automated Soxhlet Extraction
- 3546 - Microwave Extraction
- 3580A - Waste Dilution
- 5030B - Aqueous Purge and Trap
- 5030C - Aqueous Purge and Trap
- 5035 - Solid Purge and Trap

SW846 Reactivity Methods 7.3.3.2 (Reactive Cyanide) and 7.3.4.1 (Reactive Sulfide) have been withdrawn by EPA. These methods are reported per client request and are not NELAP accredited.



CERTIFICATE OF ANALYSIS

Client Name: Horsley & Witten
 Client Project ID: Barn. On-Call No. 4

ESS Laboratory Work Order: 1808548

Subcontracted Analysis

Client Sample ID: A1
 Date Sampled: 08/14/18 13:54

ESS Laboratory Sample ID: 1808548-01
 Sample Matrix: Soil

<u>Analyte</u>	<u>Results</u>	<u>Units</u>	<u>MRL</u>	<u>Method</u>	<u>DF</u>	<u>Analyst</u>	<u>Analyzed</u>	<u>I/V</u>	<u>F/V</u>
PFOA	See Attached								

Client Sample ID: A2
 Date Sampled: 08/14/18 14:56

ESS Laboratory Sample ID: 1808548-02
 Sample Matrix: Soil

<u>Analyte</u>	<u>Results</u>	<u>Units</u>	<u>MRL</u>	<u>Method</u>	<u>DF</u>	<u>Analyst</u>	<u>Analyzed</u>	<u>I/V</u>	<u>F/V</u>
PFOA	See Attached								

Client Sample ID: A3
 Date Sampled: 08/14/18 13:32

ESS Laboratory Sample ID: 1808548-03
 Sample Matrix: Soil

<u>Analyte</u>	<u>Results</u>	<u>Units</u>	<u>MRL</u>	<u>Method</u>	<u>DF</u>	<u>Analyst</u>	<u>Analyzed</u>	<u>I/V</u>	<u>F/V</u>
PFOA	See Attached								

Client Sample ID: A4
 Date Sampled: 08/14/18 13:37

ESS Laboratory Sample ID: 1808548-04
 Sample Matrix: Soil

<u>Analyte</u>	<u>Results</u>	<u>Units</u>	<u>MRL</u>	<u>Method</u>	<u>DF</u>	<u>Analyst</u>	<u>Analyzed</u>	<u>I/V</u>	<u>F/V</u>
PFOA	See Attached								

Client Sample ID: A5
 Date Sampled: 08/14/18 13:32

ESS Laboratory Sample ID: 1808548-05
 Sample Matrix: Soil

<u>Analyte</u>	<u>Results</u>	<u>Units</u>	<u>MRL</u>	<u>Method</u>	<u>DF</u>	<u>Analyst</u>	<u>Analyzed</u>	<u>I/V</u>	<u>F/V</u>
PFOA	See Attached								



CERTIFICATE OF ANALYSIS

Client Name: Horsley & Witten
 Client Project ID: Barn. On-Call No. 4

ESS Laboratory Work Order: 1808548

Subcontracted Analysis

Client Sample ID: A6
 Date Sampled: 08/14/18 13:27

ESS Laboratory Sample ID: 1808548-06
 Sample Matrix: Soil

<u>Analyte</u>	<u>Results</u>	<u>Units</u>	<u>MRL</u>	<u>Method</u>	<u>DF</u>	<u>Analyst</u>	<u>Analyzed</u>	<u>I/V</u>	<u>F/V</u>
PFOA	See Attached								

Client Sample ID: A7
 Date Sampled: 08/14/18 13:20

ESS Laboratory Sample ID: 1808548-07
 Sample Matrix: Soil

<u>Analyte</u>	<u>Results</u>	<u>Units</u>	<u>MRL</u>	<u>Method</u>	<u>DF</u>	<u>Analyst</u>	<u>Analyzed</u>	<u>I/V</u>	<u>F/V</u>
PFOA	See Attached								

Client Sample ID: A8
 Date Sampled: 08/14/18 13:20

ESS Laboratory Sample ID: 1808548-08
 Sample Matrix: Soil

<u>Analyte</u>	<u>Results</u>	<u>Units</u>	<u>MRL</u>	<u>Method</u>	<u>DF</u>	<u>Analyst</u>	<u>Analyzed</u>	<u>I/V</u>	<u>F/V</u>
PFOA	See Attached								

Client Sample ID: A9
 Date Sampled: 08/14/18 16:06

ESS Laboratory Sample ID: 1808548-09
 Sample Matrix: Soil

<u>Analyte</u>	<u>Results</u>	<u>Units</u>	<u>MRL</u>	<u>Method</u>	<u>DF</u>	<u>Analyst</u>	<u>Analyzed</u>	<u>I/V</u>	<u>F/V</u>
PFOA	See Attached								

Client Sample ID: A10
 Date Sampled: 08/14/18 16:22

ESS Laboratory Sample ID: 1808548-10
 Sample Matrix: Soil

<u>Analyte</u>	<u>Results</u>	<u>Units</u>	<u>MRL</u>	<u>Method</u>	<u>DF</u>	<u>Analyst</u>	<u>Analyzed</u>	<u>I/V</u>	<u>F/V</u>
PFOA	See Attached								



CERTIFICATE OF ANALYSIS

Client Name: Horsley & Witten
 Client Project ID: Barn. On-Call No. 4

ESS Laboratory Work Order: 1808548

Subcontracted Analysis

Client Sample ID: A11
 Date Sampled: 08/14/18 16:06

ESS Laboratory Sample ID: 1808548-11
 Sample Matrix: Soil

<u>Analyte</u>	<u>Results</u>	<u>Units</u>	<u>MRL</u>	<u>Method</u>	<u>DF</u>	<u>Analyst</u>	<u>Analyzed</u>	<u>I/V</u>	<u>F/V</u>
PFOA	See Attached								

Client Sample ID: A12
 Date Sampled: 08/14/18 16:30

ESS Laboratory Sample ID: 1808548-12
 Sample Matrix: Soil

<u>Analyte</u>	<u>Results</u>	<u>Units</u>	<u>MRL</u>	<u>Method</u>	<u>DF</u>	<u>Analyst</u>	<u>Analyzed</u>	<u>I/V</u>	<u>F/V</u>
PFOA	See Attached								

Client Sample ID: D1
 Date Sampled: 08/14/18 15:05

ESS Laboratory Sample ID: 1808548-13
 Sample Matrix: Soil

<u>Analyte</u>	<u>Results</u>	<u>Units</u>	<u>MRL</u>	<u>Method</u>	<u>DF</u>	<u>Analyst</u>	<u>Analyzed</u>	<u>I/V</u>	<u>F/V</u>
PFOA	See Attached								

Client Sample ID: D2
 Date Sampled: 08/14/18 15:10

ESS Laboratory Sample ID: 1808548-14
 Sample Matrix: Soil

<u>Analyte</u>	<u>Results</u>	<u>Units</u>	<u>MRL</u>	<u>Method</u>	<u>DF</u>	<u>Analyst</u>	<u>Analyzed</u>	<u>I/V</u>	<u>F/V</u>
PFOA	See Attached								

Client Sample ID: D3
 Date Sampled: 08/14/18 15:07

ESS Laboratory Sample ID: 1808548-15
 Sample Matrix: Soil

<u>Analyte</u>	<u>Results</u>	<u>Units</u>	<u>MRL</u>	<u>Method</u>	<u>DF</u>	<u>Analyst</u>	<u>Analyzed</u>	<u>I/V</u>	<u>F/V</u>
PFOA	See Attached								



CERTIFICATE OF ANALYSIS

Client Name: Horsley & Witten
 Client Project ID: Barn. On-Call No. 4

ESS Laboratory Work Order: 1808548

Subcontracted Analysis

Client Sample ID: D4
 Date Sampled: 08/14/18 15:12

ESS Laboratory Sample ID: 1808548-16
 Sample Matrix: Soil

<u>Analyte</u>	<u>Results</u>	<u>Units</u>	<u>MRL</u>	<u>Method</u>	<u>DF</u>	<u>Analyst</u>	<u>Analyzed</u>	<u>I/V</u>	<u>F/V</u>
PFOA	See Attached								

Client Sample ID: D5
 Date Sampled: 08/14/18 14:20

ESS Laboratory Sample ID: 1808548-17
 Sample Matrix: Soil

<u>Analyte</u>	<u>Results</u>	<u>Units</u>	<u>MRL</u>	<u>Method</u>	<u>DF</u>	<u>Analyst</u>	<u>Analyzed</u>	<u>I/V</u>	<u>F/V</u>
PFOA	See Attached								

Client Sample ID: D6
 Date Sampled: 08/14/18 14:18

ESS Laboratory Sample ID: 1808548-18
 Sample Matrix: Soil

<u>Analyte</u>	<u>Results</u>	<u>Units</u>	<u>MRL</u>	<u>Method</u>	<u>DF</u>	<u>Analyst</u>	<u>Analyzed</u>	<u>I/V</u>	<u>F/V</u>
PFOA	See Attached								

Client Sample ID: D7
 Date Sampled: 08/14/18 14:30

ESS Laboratory Sample ID: 1808548-19
 Sample Matrix: Soil

<u>Analyte</u>	<u>Results</u>	<u>Units</u>	<u>MRL</u>	<u>Method</u>	<u>DF</u>	<u>Analyst</u>	<u>Analyzed</u>	<u>I/V</u>	<u>F/V</u>
PFOA	See Attached								

Client Sample ID: D8
 Date Sampled: 08/14/18 14:35

ESS Laboratory Sample ID: 1808548-20
 Sample Matrix: Soil

<u>Analyte</u>	<u>Results</u>	<u>Units</u>	<u>MRL</u>	<u>Method</u>	<u>DF</u>	<u>Analyst</u>	<u>Analyzed</u>	<u>I/V</u>	<u>F/V</u>
PFOA	See Attached								



CERTIFICATE OF ANALYSIS

Client Name: Horsley & Witten
Client Project ID: Barn. On-Call No. 4

ESS Laboratory Work Order: 1808548

Notes and Definitions

- Z-08 See Attached
- ND Analyte NOT DETECTED at or above the MRL (LOQ), LOD for DoD Reports, MDL for J-Flagged Analytes
- dry Sample results reported on a dry weight basis
- RPD Relative Percent Difference
- MDL Method Detection Limit
- MRL Method Reporting Limit
- LOD Limit of Detection
- LOQ Limit of Quantitation
- DL Detection Limit
- I/V Initial Volume
- F/V Final Volume
- § Subcontracted analysis; see attached report
- 1 Range result excludes concentrations of surrogates and/or internal standards eluting in that range.
- 2 Range result excludes concentrations of target analytes eluting in that range.
- 3 Range result excludes the concentration of the C9-C10 aromatic range.
- Avg Results reported as a mathematical average.
- NR No Recovery
- [CALC] Calculated Analyte
- SUB Subcontracted analysis; see attached report
- RL Reporting Limit
- EDL Estimated Detection Limit



CERTIFICATE OF ANALYSIS

Client Name: Horsley & Witten
Client Project ID: Barn. On-Call No. 4

ESS Laboratory Work Order: 1808548

ESS LABORATORY CERTIFICATIONS AND ACCREDITATIONS

ENVIRONMENTAL

Rhode Island Potable and Non Potable Water: LAI00179

<http://www.health.ri.gov/find/labs/analytical/ESS.pdf>

Connecticut Potable and Non Potable Water, Solid and Hazardous Waste: PH-0750

http://www.ct.gov/dph/lib/dph/environmental_health/environmental_laboratories/pdf/OutofStateCommercialLaboratories.pdf

Maine Potable and Non Potable Water, and Solid and Hazardous Waste: RI00002

<http://www.maine.gov/dhhs/meecd/environmental-health/dwp/partners/labCert.shtml>

Massachusetts Potable and Non Potable Water: M-RI002

<http://public.dep.state.ma.us/Labcert/Labcert.aspx>

New Hampshire (NELAP accredited) Potable and Non Potable Water, Solid and Hazardous Waste: 2424

<http://des.nh.gov/organization/divisions/water/dwgb/nhelap/index.htm>

New York (NELAP accredited) Non Potable Water, Solid and Hazardous Waste: 11313

<http://www.wadsworth.org/labcert/elap/comm.html>

New Jersey (NELAP accredited) Non Potable Water, Solid and Hazardous Waste: RI006

http://datamine2.state.nj.us/DEP_OPRA/OpraMain/pi_main?mode=pi_by_site&sort_order=PI_NAMEA&Select+a+Site:=58715

United States Department of Agriculture Soil Permit: P330-12-00139

Pennsylvania: 68-01752

<http://www.dep.pa.gov/Business/OtherPrograms/Labs/Pages/Laboratory-Accreditation-Program.aspx>

Your P.O. #: B02815
Your Project #: 1808548
Your C.O.C. #: N/A

Attention: Shawn Morrell

ESS Laboratory
185 Frances Ave
Cranston, RI
USA 02910

Report Date: 2018/09/09
Report #: R5391900
Version: 1 - Final

CERTIFICATE OF ANALYSIS

MAXXAM JOB #: B8L6091

Received: 2018/08/22, 13:25

Sample Matrix: Soil
Samples Received: 20

Analyses	Date		Laboratory Method	Reference
	Quantity Extracted	Date Analyzed		
Moisture	20	N/A	2018/08/24 CAM SOP-00445	Carter 2nd ed 51.2 m
PFOS and PFOA in soil by SPE/LCMS (1)	20	2018/09/05	2018/09/06 CAM SOP-00894	EPA537 m

Remarks:

Maxxam Analytics' laboratories are accredited to ISO/IEC 17025:2005 for specific parameters on scopes of accreditation. Unless otherwise noted, procedures used by Maxxam are based upon recognized Provincial, Federal or US method compendia such as CCME, MDDELCC, EPA, APHA.

All work recorded herein has been done in accordance with procedures and practices ordinarily exercised by professionals in Maxxam's profession using accepted testing methodologies, quality assurance and quality control procedures (except where otherwise agreed by the client and Maxxam in writing). All data is in statistical control and has met quality control and method performance criteria unless otherwise noted. All method blanks are reported; unless indicated otherwise, associated sample data are not blank corrected. Where applicable, unless otherwise noted, Measurement Uncertainty has not been accounted for when stating conformity to the referenced standard.

Maxxam Analytics' liability is limited to the actual cost of the requested analyses, unless otherwise agreed in writing. There is no other warranty expressed or implied. Maxxam has been retained to provide analysis of samples provided by the Client using the testing methodology referenced in this report. Interpretation and use of test results are the sole responsibility of the Client and are not within the scope of services provided by Maxxam, unless otherwise agreed in writing. Maxxam is not responsible for the accuracy or any data impacts, that result from the information provided by the customer or their agent.

Solid sample results, except biota, are based on dry weight unless otherwise indicated. Organic analyses are not recovery corrected except for isotope dilution methods.

Results relate to samples tested. When sampling is not conducted by Maxxam, results relate to the supplied samples tested.

This Certificate shall not be reproduced except in full, without the written approval of the laboratory.

Reference Method suffix "m" indicates test methods incorporate validated modifications from specific reference methods to improve performance.

* RPDs calculated using raw data. The rounding of final results may result in the apparent difference.

(1) Per- and polyfluoroalkyl substances (PFAS) identified as surrogates on the certificate of analysis represent the extracted internal standard.

U = Undetected at the limit of quantitation.

J = Estimated concentration between the EDL & RDL.

B = Blank Contamination.

Q = One or more quality control criteria failed.

E = Analyte concentration exceeds the maximum concentration level.

K = Estimated maximum possible concentration due to ion abundance ratio failure.

Your P.O. #: B02815
Your Project #: 1808548
Your C.O.C. #: N/A

Attention: Shawn Morrell

ESS Laboratory
185 Frances Ave
Cranston, RI
USA 02910

Report Date: 2018/09/09
Report #: R5391900
Version: 1 - Final

CERTIFICATE OF ANALYSIS

MAXXAM JOB #: B8L6091

Received: 2018/08/22, 13:25

Encryption Key

Please direct all questions regarding this Certificate of Analysis to your Project Manager.
Stephanie Pollen, Project Manager
Email: SPollen@maxxam.ca
Phone# (905) 817-5700

=====
Maxxam has procedures in place to guard against improper use of the electronic signature and have the required "signatories", as per section 5.10.2 of ISO/IEC 17025:2005(E), signing the reports. For Service Group specific validation please refer to the Validation Signature Page.

RESULTS OF ANALYSES OF SOIL

Maxxam ID		HNT805	HNT805	HNT806	HNT807	HNT808			
Sampling Date		2018/08/14 13:54	2018/08/14 13:54	2018/08/14 14:56	2018/08/14 13:32	2018/08/14 13:37			
	UNITS	1808548-01	1808548-01 Lab-Dup	1808548-02	1808548-03	1808548-04	RDL	MDL	QC Batch
Inorganics									
Moisture	%	12	13	11	8.6	17	1.0	0.50	5698089
Miscellaneous Parameters									
6:2 Fluorotelomer sulfonate	ug/kg	0.26 U	0.26 U	0.26 U	0.26 U	0.26 U	1.0	0.26	5714358
8:2 Fluorotelomer sulfonate	ug/kg	0.33 U	0.33 U	0.33 U	0.34 J	0.33 U	1.0	0.33	5714358
Perfluorobutane Sulfonate (PFBS)	ug/kg	0.17 U	0.17 U	0.17 U	0.17 U	0.17 U	1.0	0.17	5714358
Perfluorobutanoic acid	ug/kg	0.23 U	0.23 U	0.23 U	0.49 J	0.23 U	1.0	0.23	5714358
Perfluorodecane Sulfonate	ug/kg	0.39 U	0.39 U	0.39 U	0.39 U	0.39 U	1.0	0.39	5714358
Perfluorodecanoic Acid (PFDA)	ug/kg	0.28 U	0.28 U	0.28 U	0.42 J	0.28 U	1.0	0.28	5714358
Perfluorododecanoic Acid (PFDoA)	ug/kg	0.28 U	0.28 U	0.28 U	0.28 U	0.28 U	1.0	0.28	5714358
Perfluoroheptanoic Acid (PFHpA)	ug/kg	0.19 U	0.19 U	0.19 U	0.38 J	0.19 U	1.0	0.19	5714358
Perfluorohexane Sulfonate (PFHxS)	ug/kg	0.24 U	0.24 U	0.24 U	0.24 U	0.24 U	1.0	0.24	5714358
Perfluorohexanoic Acid (PFHxA)	ug/kg	0.14 U	0.14 U	0.14 U	0.60 J	0.14 U	1.0	0.14	5714358
Perfluoro-n-Octanoic Acid (PFOA)	ug/kg	0.25 U	0.25 U	0.25 U	0.37 J	0.30 J	1.0	0.25	5714358
Perfluorononanoic Acid (PFNA)	ug/kg	0.22 U	0.22 U	0.22 U	0.51 J	0.22 U	1.0	0.22	5714358
Perfluorooctane Sulfonamide (PFOSA)	ug/kg	0.14 U	0.14 U	0.14 U	0.14 U	0.14 U	1.0	0.14	5714358
Perfluorooctane Sulfonate (PFOS)	ug/kg	0.26 U	0.26 U	0.26 U	0.29 J	0.26 U	1.0	0.26	5714358
Perfluoropentanoic Acid (PFPeA)	ug/kg	0.25 U	0.25 U	0.25 U	1.6	0.37 J	1.0	0.25	5714358
Perfluorotetradecanoic Acid	ug/kg	0.31 U	0.31 U	0.31 U	0.31 U	0.31 U	1.0	0.31	5714358
Perfluorotridecanoic Acid	ug/kg	0.33 U	0.33 U	0.33 U	0.33 U	0.33 U	1.0	0.33	5714358
Perfluoroundecanoic Acid (PFUnA)	ug/kg	0.34 U	0.34 U	0.34 U	1.2	0.47 J	1.0	0.34	5714358
Surrogate Recovery (%)									
13C2-6:2 Fluorotelomer sulfonate	%	92	82	99	94	90	N/A	N/A	5714358
13C2-8:2 Fluorotelomer sulfonate	%	80	78	86	77	81	N/A	N/A	5714358
13C2-Perfluorodecanoic acid	%	85	81	80	80	88	N/A	N/A	5714358
13C2-Perfluorododecanoic acid	%	83	78	79	77	80	N/A	N/A	5714358
13C2-Perfluorohexanoic acid	%	93	84	93	87	90	N/A	N/A	5714358
13C2-perfluorotetradecanoic acid	%	75	73	73	73	67	N/A	N/A	5714358
13C2-Perfluoroundecanoic acid	%	82	75	87	86	84	N/A	N/A	5714358
13C4-Perfluorobutanoic acid	%	90	85	95	88	90	N/A	N/A	5714358
13C4-Perfluoroheptanoic acid	%	90	86	96	92	90	N/A	N/A	5714358
13C4-Perfluorooctanesulfonate	%	96	78	91	80	86	N/A	N/A	5714358
13C4-Perfluorooctanoic acid	%	90	83	92	83	90	N/A	N/A	5714358
13C5-Perfluorononanoic acid	%	90	79	95	90	86	N/A	N/A	5714358
13C5-Perfluoropentanoic acid	%	91	85	95	88	89	N/A	N/A	5714358
RDL = Reportable Detection Limit QC Batch = Quality Control Batch Lab-Dup = Laboratory Initiated Duplicate N/A = Not Applicable									

RESULTS OF ANALYSES OF SOIL

Maxxam ID		HNT805	HNT805	HNT806	HNT807	HNT808			
Sampling Date		2018/08/14 13:54	2018/08/14 13:54	2018/08/14 14:56	2018/08/14 13:32	2018/08/14 13:37			
	UNITS	1808548-01	1808548-01 Lab-Dup	1808548-02	1808548-03	1808548-04	RDL	MDL	QC Batch
13C8-Perfluorooctane Sulfonamide	%	75	72	82	73	77	N/A	N/A	5714358
18O2-Perfluorohexanesulfonate	%	87	86	93	87	87	N/A	N/A	5714358
RDL = Reportable Detection Limit QC Batch = Quality Control Batch Lab-Dup = Laboratory Initiated Duplicate N/A = Not Applicable									

RESULTS OF ANALYSES OF SOIL

Maxxam ID		HNT809			HNT810	HNT811	HNT812	HNT813			
Sampling Date		2018/08/14 13:32			2018/08/14 13:27	2018/08/14 13:20	2018/08/14 13:20	2018/08/14 16:06			
	UNITS	1808548-05	RDL	MDL	1808548-06	1808548-07	1808548-08	1808548-09	RDL	MDL	QC Batch
Inorganics											
Moisture	%	8.6	1.0	0.50	6.2	12	10	19	1.0	0.50	5698089
Miscellaneous Parameters											
6:2 Fluorotelomer sulfonate	ug/kg	18	1.0	0.26	0.26 U	0.26 U	0.26 U	0.26 U	1.0	0.26	5714358
8:2 Fluorotelomer sulfonate	ug/kg	21	1.0	0.33	0.33 U	0.33 U	0.33 U	0.33 U	1.0	0.33	5714358
Perfluorobutane Sulfonate (PFBS)	ug/kg	0.17 U	1.0	0.17	0.17 U	0.17 U	0.17 U	0.17 U	1.0	0.17	5714358
Perfluorobutanoic acid	ug/kg	1.5	1.0	0.23	0.23 U	0.23 U	0.23 U	0.23 U	1.0	0.23	5714358
Perfluorodecane Sulfonate	ug/kg	0.39 U	1.0	0.39	0.39 U	0.39 U	0.39 U	0.39 U	1.0	0.39	5714358
Perfluorodecanoic Acid (PFDA)	ug/kg	1.4	1.0	0.28	0.28 U	0.28 U	0.28 U	0.28 U	1.0	0.28	5714358
Perfluorododecanoic Acid (PFDoA)	ug/kg	2.5	1.0	0.28	0.28 U	0.28 U	0.28 U	0.28 U	1.0	0.28	5714358
Perfluoroheptanoic Acid (PFHpA)	ug/kg	1.1	1.0	0.19	0.19 U	0.19 U	0.19 U	0.19 U	1.0	0.19	5714358
Perfluorohexane Sulfonate (PFHxS)	ug/kg	0.24 U	1.0	0.24	0.24 U	0.24 U	0.24 U	0.24 U	1.0	0.24	5714358
Perfluorohexanoic Acid (PFHxA)	ug/kg	2.1	1.0	0.14	0.14 U	0.14 U	0.14 U	0.14 U	1.0	0.14	5714358
Perfluoro-n-Octanoic Acid (PFOA)	ug/kg	1.9	1.0	0.25	0.25 U	0.25 U	0.25 U	0.34 J	1.0	0.25	5714358
Perfluorononanoic Acid (PFNA)	ug/kg	0.87 J	1.0	0.22	0.22 U	0.22 U	0.22 U	0.22 U	1.0	0.22	5714358
Perfluorooctane Sulfonamide (PFOSA)	ug/kg	0.14 U	1.0	0.14	0.14 U	0.14 U	0.14 U	0.14 U	1.0	0.14	5714358
Perfluorooctane Sulfonate (PFOS)	ug/kg	0.26 U	1.0	0.26	0.26 U	0.38 J	0.26 U	0.85 J	1.0	0.26	5714358
Perfluoropentanoic Acid (PFPeA)	ug/kg	5.6	1.0	0.25	0.25 U	0.25 U	0.25 U	0.25 U	1.0	0.25	5714358
Perfluorotetradecanoic Acid	ug/kg	1.1	1.0	0.31	0.31 U	0.31 U	0.31 U	0.31 U	1.0	0.31	5714358
Perfluorotridecanoic Acid	ug/kg	60 (1)	10	3.3	0.77 J	0.33 U	0.33 U	0.33 U	1.0	0.33	5714358
Perfluoroundecanoic Acid (PFUnA)	ug/kg	44	1.0	0.34	0.73 J	0.97 J	0.48 J	0.73 J	1.0	0.34	5714358
Surrogate Recovery (%)											
13C2-6:2 Fluorotelomer sulfonate	%	81	N/A	N/A	91	95	86	88	N/A	N/A	5714358
13C2-8:2 Fluorotelomer sulfonate	%	77	N/A	N/A	84	89	72	77	N/A	N/A	5714358
13C2-Perfluorodecanoic acid	%	74	N/A	N/A	82	88	75	81	N/A	N/A	5714358
13C2-Perfluorododecanoic acid	%	69	N/A	N/A	75	86	70	71	N/A	N/A	5714358
13C2-Perfluorohexanoic acid	%	86	N/A	N/A	90	95	82	85	N/A	N/A	5714358
13C2-perfluorotetradecanoic acid	%	105	N/A	N/A	75	81	64	53	N/A	N/A	5714358
13C2-Perfluoroundecanoic acid	%	75	N/A	N/A	87	90	76	81	N/A	N/A	5714358
13C4-Perfluorobutanoic acid	%	84	N/A	N/A	92	97	82	87	N/A	N/A	5714358
13C4-Perfluoroheptanoic acid	%	81	N/A	N/A	93	95	81	88	N/A	N/A	5714358
13C4-Perfluorooctanesulfonate	%	78	N/A	N/A	95	93	77	84	N/A	N/A	5714358
13C4-Perfluorooctanoic acid	%	79	N/A	N/A	91	94	80	88	N/A	N/A	5714358
13C5-Perfluorononanoic acid	%	79	N/A	N/A	88	98	84	85	N/A	N/A	5714358
13C5-Perfluoropentanoic acid	%	84	N/A	N/A	90	96	81	84	N/A	N/A	5714358
RDL = Reportable Detection Limit											
QC Batch = Quality Control Batch											
N/A = Not Applicable											
(1) Due to high concentration of the target analyte, sample required dilution. Detection limit was adjusted accordingly.											

RESULTS OF ANALYSES OF SOIL

Maxxam ID		HNT809			HNT810	HNT811	HNT812	HNT813			
Sampling Date		2018/08/14 13:32			2018/08/14 13:27	2018/08/14 13:20	2018/08/14 13:20	2018/08/14 16:06			
	UNITS	1808548-05	RDL	MDL	1808548-06	1808548-07	1808548-08	1808548-09	RDL	MDL	QC Batch
13C8-Perfluorooctane Sulfonamide	%	73	N/A	N/A	71	82	65	66	N/A	N/A	5714358
18O2-Perfluorohexanesulfonate	%	75	N/A	N/A	91	96	77	85	N/A	N/A	5714358
RDL = Reportable Detection Limit QC Batch = Quality Control Batch N/A = Not Applicable											

RESULTS OF ANALYSES OF SOIL

Maxxam ID		HNT814	HNT815	HNT816	HNT817	HNT818	HNT819			
Sampling Date		2018/08/14 16:22	2018/08/14 16:06	2018/08/14 16:30	2018/08/14 15:05	2018/08/14 15:10	2018/08/14 15:07			
	UNITS	1808548-10	1808548-11	1808548-12	1808548-13	1808548-14	1808548-15	RDL	MDL	QC Batch
Inorganics										
Moisture	%	18	10	5.0	18	9.1	15	1.0	0.50	5698089
Miscellaneous Parameters										
6:2 Fluorotelomer sulfonate	ug/kg	0.26 U	0.26 U	0.26 U	0.26 U	0.26 U	0.26 U	1.0	0.26	5714358
8:2 Fluorotelomer sulfonate	ug/kg	0.33 U	0.33 U	0.33 U	0.33 U	0.33 U	0.33 U	1.0	0.33	5714358
Perfluorobutane Sulfonate (PFBS)	ug/kg	0.17 U	0.17 U	0.17 U	0.17 U	0.17 U	0.17 U	1.0	0.17	5714358
Perfluorobutanoic acid	ug/kg	0.23 U	0.23 U	0.23 U	0.23 U	0.23 U	0.23 U	1.0	0.23	5714358
Perfluorodecane Sulfonate	ug/kg	0.39 U	0.39 U	0.39 U	0.39 U	0.39 U	0.39 U	1.0	0.39	5714358
Perfluorodecanoic Acid (PFDA)	ug/kg	0.33 J	0.28 U	0.28 U	0.28 U	0.28 U	0.28 U	1.0	0.28	5714358
Perfluorododecanoic Acid (PFDoA)	ug/kg	0.35 J	0.28 U	0.28 U	0.28 U	0.28 U	0.28 U	1.0	0.28	5714358
Perfluoroheptanoic Acid (PFHpA)	ug/kg	0.19 U	0.19 U	0.19 U	0.19 U	0.21 J	0.19 U	1.0	0.19	5714358
Perfluorohexane Sulfonate (PFHxS)	ug/kg	0.24 U	0.24 U	0.24 U	0.24 U	0.24 U	0.24 U	1.0	0.24	5714358
Perfluorohexanoic Acid (PFHxA)	ug/kg	0.14 U	0.14 U	0.14 U	0.14 U	0.14 U	0.14 U	1.0	0.14	5714358
Perfluoro-n-Octanoic Acid (PFOA)	ug/kg	0.25 U	0.25 U	0.25 U	0.25 U	0.33 J	0.25 U	1.0	0.25	5714358
Perfluorononanoic Acid (PFNA)	ug/kg	0.22 U	0.22 U	0.22 U	0.22 U	0.67 J	0.22 U	1.0	0.22	5714358
Perfluorooctane Sulfonamide (PFOSA)	ug/kg	0.14 U	0.14 U	0.14 U	0.14 U	0.14 U	0.14 U	1.0	0.14	5714358
Perfluorooctane Sulfonate (PFOS)	ug/kg	0.26 U	0.26 U	0.26 U	0.26 U	0.66 J	0.38 J	1.0	0.26	5714358
Perfluoropentanoic Acid (PFPeA)	ug/kg	0.25 U	0.25 U	0.25 U	0.25 U	0.25 U	0.25 U	1.0	0.25	5714358
Perfluorotetradecanoic Acid	ug/kg	0.31 U	0.31 U	0.31 U	0.31 U	0.31 U	0.31 U	1.0	0.31	5714358
Perfluorotridecanoic Acid	ug/kg	0.33 U	0.33 U	0.33 U	0.33 U	0.33 U	0.33 U	1.0	0.33	5714358
Perfluoroundecanoic Acid (PFUnA)	ug/kg	0.42 J	0.43 J	0.34 U	0.74 J	0.34 U	0.56 J	1.0	0.34	5714358
Surrogate Recovery (%)										
13C2-6:2 Fluorotelomer sulfonate	%	90	90	97	84	97	92	N/A	N/A	5714358
13C2-8:2 Fluorotelomer sulfonate	%	85	84	90	77	71	87	N/A	N/A	5714358
13C2-Perfluorodecanoic acid	%	82	89	93	76	85	85	N/A	N/A	5714358
13C2-Perfluorododecanoic acid	%	78	81	85	67	80	82	N/A	N/A	5714358
13C2-Perfluorohexanoic acid	%	89	89	92	84	89	85	N/A	N/A	5714358
13C2-perfluorotetradecanoic acid	%	75	66	80	62	73	67	N/A	N/A	5714358
13C2-Perfluoroundecanoic acid	%	84	87	93	73	89	85	N/A	N/A	5714358
13C4-Perfluorobutanoic acid	%	89	92	94	84	90	90	N/A	N/A	5714358
13C4-Perfluoroheptanoic acid	%	90	93	93	85	88	87	N/A	N/A	5714358
13C4-Perfluorooctanesulfonate	%	92	85	88	84	87	80	N/A	N/A	5714358
13C4-Perfluorooctanoic acid	%	85	92	93	77	86	87	N/A	N/A	5714358
13C5-Perfluorononanoic acid	%	86	91	97	89	86	91	N/A	N/A	5714358
13C5-Perfluoropentanoic acid	%	86	93	93	81	88	89	N/A	N/A	5714358
13C8-Perfluorooctane Sulfonamide	%	72	77	82	61	75	75	N/A	N/A	5714358
RDL = Reportable Detection Limit										
QC Batch = Quality Control Batch										
N/A = Not Applicable										

RESULTS OF ANALYSES OF SOIL

Maxxam ID		HNT814	HNT815	HNT816	HNT817	HNT818	HNT819			
Sampling Date		2018/08/14 16:22	2018/08/14 16:06	2018/08/14 16:30	2018/08/14 15:05	2018/08/14 15:10	2018/08/14 15:07			
	UNITS	1808548-10	1808548-11	1808548-12	1808548-13	1808548-14	1808548-15	RDL	MDL	QC Batch
18O2-Perfluorohexanesulfonate	%	84	93	87	84	87	83	N/A	N/A	5714358
RDL = Reportable Detection Limit QC Batch = Quality Control Batch N/A = Not Applicable										

RESULTS OF ANALYSES OF SOIL

Maxxam ID		HNT820	HNT821	HNT822	HNT823	HNT824			
Sampling Date		2018/08/14 15:12	2018/08/14 14:20	2018/08/14 14:18	2018/08/14 14:30	2018/08/14 14:35			
	UNITS	1808548-16	1808548-17	1808548-18	1808548-19	1808548-20	RDL	MDL	QC Batch
Inorganics									
Moisture	%	13	3.0	4.4	21	29	1.0	0.50	5698089
Miscellaneous Parameters									
6:2 Fluorotelomer sulfonate	ug/kg	0.26 U	0.78 J	1.2	12	0.26 U	1.0	0.26	5714358
8:2 Fluorotelomer sulfonate	ug/kg	0.33 U	0.51 J	2.9	15	0.43 J	1.0	0.33	5714358
Perfluorobutane Sulfonate (PFBS)	ug/kg	0.17 U	0.17 U	0.17 U	0.17 U	0.17 U	1.0	0.17	5714358
Perfluorobutanoic acid	ug/kg	1.2	0.23 U	0.31 J	16	4.1	1.0	0.23	5714358
Perfluorodecane Sulfonate	ug/kg	0.39 U	0.39 U	0.39 U	0.39 U	0.39 U	1.0	0.39	5714358
Perfluorodecanoic Acid (PFDA)	ug/kg	0.40 J	0.28 U	0.66 J	8.6	1.3	1.0	0.28	5714358
Perfluorododecanoic Acid (PFDoA)	ug/kg	0.28 U	0.28 U	1.3	1.9	0.50 J	1.0	0.28	5714358
Perfluoroheptanoic Acid (PFHpA)	ug/kg	0.95 J	0.22 J	0.25 J	7.8	1.0	1.0	0.19	5714358
Perfluorohexane Sulfonate (PFHxS)	ug/kg	0.24 U	0.24 U	0.24 U	0.24 U	0.31 J	1.0	0.24	5714358
Perfluorohexanoic Acid (PFHxA)	ug/kg	1.4	0.50 J	0.40 J	11	2.9	1.0	0.14	5714358
Perfluoro-n-Octanoic Acid (PFOA)	ug/kg	1.1	0.25 U	0.28 J	14	2.2	1.0	0.25	5714358
Perfluorononanoic Acid (PFNA)	ug/kg	0.98 J	0.22 U	0.22 U	10	0.59 J	1.0	0.22	5714358
Perfluorooctane Sulfonamide (PFOSA)	ug/kg	0.14 U	0.14 U	0.14 U	0.14 U	0.14 U	1.0	0.14	5714358
Perfluorooctane Sulfonate (PFOS)	ug/kg	2.9	0.26 U	0.26 U	3.4	2.1	1.0	0.26	5714358
Perfluoropentanoic Acid (PFPeA)	ug/kg	2.1	1.0	0.83 J	33	8.3	1.0	0.25	5714358
Perfluorotetradecanoic Acid	ug/kg	0.31 U	0.31 U	0.31 U	0.34 J	0.31 U	1.0	0.31	5714358
Perfluorotridecanoic Acid	ug/kg	0.33 U	0.33 U	0.56 J	5.2	0.33 U	1.0	0.33	5714358
Perfluoroundecanoic Acid (PFUnA)	ug/kg	0.39 J	0.34 U	0.37 J	13	0.88 J	1.0	0.34	5714358
Surrogate Recovery (%)									
13C2-6:2 Fluorotelomer sulfonate	%	85	96	96	76	88	N/A	N/A	5714358
13C2-8:2 Fluorotelomer sulfonate	%	75	83	85	73	83	N/A	N/A	5714358
13C2-Perfluorodecanoic acid	%	81	81	81	79	77	N/A	N/A	5714358
13C2-Perfluorododecanoic acid	%	83	76	80	71	71	N/A	N/A	5714358
13C2-Perfluorohexanoic acid	%	81	87	88	80	85	N/A	N/A	5714358
13C2-perfluorotetradecanoic acid	%	76	77	71	55	45 (1)	N/A	N/A	5714358
13C2-Perfluoroundecanoic acid	%	85	87	84	82	78	N/A	N/A	5714358
13C4-Perfluorobutanoic acid	%	86	85	89	85	88	N/A	N/A	5714358
RDL = Reportable Detection Limit									
QC Batch = Quality Control Batch									
N/A = Not Applicable									
(1) Extracted internal standard analyte recovery was below the defined lower control limit (LCL). Laboratory spiked soil resulted in satisfactory recovery of the extracted internal standard analyte. When considered together, these QC data suggest that matrix interferences may be biasing the data low. Because quantitation is performed using isotope dilution techniques, any losses of the native compound that may occur during any of the sample preparation, extraction, cleanup or determinative steps will be mirrored by a similar loss of the labeled standard, and as such can be accounted for and corrected. Therefore, the quantification of these target compounds is not affected by the low extracted internal standard analyte recovery.									

RESULTS OF ANALYSES OF SOIL

Maxxam ID		HNT820	HNT821	HNT822	HNT823	HNT824			
Sampling Date		2018/08/14 15:12	2018/08/14 14:20	2018/08/14 14:18	2018/08/14 14:30	2018/08/14 14:35			
	UNITS	1808548-16	1808548-17	1808548-18	1808548-19	1808548-20	RDL	MDL	QC Batch
13C4-Perfluoroheptanoic acid	%	87	88	89	81	88	N/A	N/A	5714358
13C4-Perfluorooctanesulfonate	%	86	84	85	72	78	N/A	N/A	5714358
13C4-Perfluorooctanoic acid	%	81	90	88	79	85	N/A	N/A	5714358
13C5-Perfluorononanoic acid	%	82	83	86	82	89	N/A	N/A	5714358
13C5-Perfluoropentanoic acid	%	87	90	87	81	86	N/A	N/A	5714358
13C8-Perfluorooctane Sulfonamide	%	76	75	77	55	56	N/A	N/A	5714358
18O2-Perfluorohexanesulfonate	%	83	80	81	82	90	N/A	N/A	5714358
RDL = Reportable Detection Limit QC Batch = Quality Control Batch N/A = Not Applicable									

TEST SUMMARY

Maxxam ID: HNT805
Sample ID: 1808548-01
Matrix: Soil

Collected: 2018/08/14
Shipped:
Received: 2018/08/22

Test Description	Instrumentation	Batch	Extracted	Date Analyzed	Analyst
Moisture	BAL	5698089	N/A	2018/08/24	Nilam Borole
PFOS and PFOA in soil by SPE/LCMS	LCMS	5714358	2018/09/05	2018/09/06	Marian Godax

Maxxam ID: HNT805 Dup
Sample ID: 1808548-01
Matrix: Soil

Collected: 2018/08/14
Shipped:
Received: 2018/08/22

Test Description	Instrumentation	Batch	Extracted	Date Analyzed	Analyst
Moisture	BAL	5698089	N/A	2018/08/24	Nilam Borole
PFOS and PFOA in soil by SPE/LCMS	LCMS	5714358	2018/09/05	2018/09/06	Marian Godax

Maxxam ID: HNT806
Sample ID: 1808548-02
Matrix: Soil

Collected: 2018/08/14
Shipped:
Received: 2018/08/22

Test Description	Instrumentation	Batch	Extracted	Date Analyzed	Analyst
Moisture	BAL	5698089	N/A	2018/08/24	Nilam Borole
PFOS and PFOA in soil by SPE/LCMS	LCMS	5714358	2018/09/05	2018/09/06	Marian Godax

Maxxam ID: HNT807
Sample ID: 1808548-03
Matrix: Soil

Collected: 2018/08/14
Shipped:
Received: 2018/08/22

Test Description	Instrumentation	Batch	Extracted	Date Analyzed	Analyst
Moisture	BAL	5698089	N/A	2018/08/24	Nilam Borole
PFOS and PFOA in soil by SPE/LCMS	LCMS	5714358	2018/09/05	2018/09/06	Marian Godax

Maxxam ID: HNT808
Sample ID: 1808548-04
Matrix: Soil

Collected: 2018/08/14
Shipped:
Received: 2018/08/22

Test Description	Instrumentation	Batch	Extracted	Date Analyzed	Analyst
Moisture	BAL	5698089	N/A	2018/08/24	Nilam Borole
PFOS and PFOA in soil by SPE/LCMS	LCMS	5714358	2018/09/05	2018/09/06	Marian Godax

Maxxam ID: HNT809
Sample ID: 1808548-05
Matrix: Soil

Collected: 2018/08/14
Shipped:
Received: 2018/08/22

Test Description	Instrumentation	Batch	Extracted	Date Analyzed	Analyst
Moisture	BAL	5698089	N/A	2018/08/24	Nilam Borole
PFOS and PFOA in soil by SPE/LCMS	LCMS	5714358	2018/09/05	2018/09/06	Marian Godax

TEST SUMMARY

Maxxam ID: HNT810
Sample ID: 1808548-06
Matrix: Soil

Collected: 2018/08/14
Shipped:
Received: 2018/08/22

Test Description	Instrumentation	Batch	Extracted	Date Analyzed	Analyst
Moisture	BAL	5698089	N/A	2018/08/24	Nilam Borole
PFOS and PFOA in soil by SPE/LCMS	LCMS	5714358	2018/09/05	2018/09/06	Marian Godax

Maxxam ID: HNT811
Sample ID: 1808548-07
Matrix: Soil

Collected: 2018/08/14
Shipped:
Received: 2018/08/22

Test Description	Instrumentation	Batch	Extracted	Date Analyzed	Analyst
Moisture	BAL	5698089	N/A	2018/08/24	Nilam Borole
PFOS and PFOA in soil by SPE/LCMS	LCMS	5714358	2018/09/05	2018/09/06	Marian Godax

Maxxam ID: HNT812
Sample ID: 1808548-08
Matrix: Soil

Collected: 2018/08/14
Shipped:
Received: 2018/08/22

Test Description	Instrumentation	Batch	Extracted	Date Analyzed	Analyst
Moisture	BAL	5698089	N/A	2018/08/24	Nilam Borole
PFOS and PFOA in soil by SPE/LCMS	LCMS	5714358	2018/09/05	2018/09/06	Marian Godax

Maxxam ID: HNT813
Sample ID: 1808548-09
Matrix: Soil

Collected: 2018/08/14
Shipped:
Received: 2018/08/22

Test Description	Instrumentation	Batch	Extracted	Date Analyzed	Analyst
Moisture	BAL	5698089	N/A	2018/08/24	Nilam Borole
PFOS and PFOA in soil by SPE/LCMS	LCMS	5714358	2018/09/05	2018/09/06	Marian Godax

Maxxam ID: HNT814
Sample ID: 1808548-10
Matrix: Soil

Collected: 2018/08/14
Shipped:
Received: 2018/08/22

Test Description	Instrumentation	Batch	Extracted	Date Analyzed	Analyst
Moisture	BAL	5698089	N/A	2018/08/24	Nilam Borole
PFOS and PFOA in soil by SPE/LCMS	LCMS	5714358	2018/09/05	2018/09/06	Marian Godax

Maxxam ID: HNT815
Sample ID: 1808548-11
Matrix: Soil

Collected: 2018/08/14
Shipped:
Received: 2018/08/22

Test Description	Instrumentation	Batch	Extracted	Date Analyzed	Analyst
Moisture	BAL	5698089	N/A	2018/08/24	Nilam Borole
PFOS and PFOA in soil by SPE/LCMS	LCMS	5714358	2018/09/05	2018/09/06	Marian Godax

TEST SUMMARY

Maxxam ID: HNT816
Sample ID: 1808548-12
Matrix: Soil

Collected: 2018/08/14
Shipped:
Received: 2018/08/22

Test Description	Instrumentation	Batch	Extracted	Date Analyzed	Analyst
Moisture	BAL	5698089	N/A	2018/08/24	Nilam Borole
PFOS and PFOA in soil by SPE/LCMS	LCMS	5714358	2018/09/05	2018/09/06	Marian Godax

Maxxam ID: HNT817
Sample ID: 1808548-13
Matrix: Soil

Collected: 2018/08/14
Shipped:
Received: 2018/08/22

Test Description	Instrumentation	Batch	Extracted	Date Analyzed	Analyst
Moisture	BAL	5698089	N/A	2018/08/24	Nilam Borole
PFOS and PFOA in soil by SPE/LCMS	LCMS	5714358	2018/09/05	2018/09/06	Marian Godax

Maxxam ID: HNT818
Sample ID: 1808548-14
Matrix: Soil

Collected: 2018/08/14
Shipped:
Received: 2018/08/22

Test Description	Instrumentation	Batch	Extracted	Date Analyzed	Analyst
Moisture	BAL	5698089	N/A	2018/08/24	Nilam Borole
PFOS and PFOA in soil by SPE/LCMS	LCMS	5714358	2018/09/05	2018/09/06	Marian Godax

Maxxam ID: HNT819
Sample ID: 1808548-15
Matrix: Soil

Collected: 2018/08/14
Shipped:
Received: 2018/08/22

Test Description	Instrumentation	Batch	Extracted	Date Analyzed	Analyst
Moisture	BAL	5698089	N/A	2018/08/24	Nilam Borole
PFOS and PFOA in soil by SPE/LCMS	LCMS	5714358	2018/09/05	2018/09/06	Marian Godax

Maxxam ID: HNT820
Sample ID: 1808548-16
Matrix: Soil

Collected: 2018/08/14
Shipped:
Received: 2018/08/22

Test Description	Instrumentation	Batch	Extracted	Date Analyzed	Analyst
Moisture	BAL	5698089	N/A	2018/08/24	Nilam Borole
PFOS and PFOA in soil by SPE/LCMS	LCMS	5714358	2018/09/05	2018/09/06	Marian Godax

Maxxam ID: HNT821
Sample ID: 1808548-17
Matrix: Soil

Collected: 2018/08/14
Shipped:
Received: 2018/08/22

Test Description	Instrumentation	Batch	Extracted	Date Analyzed	Analyst
Moisture	BAL	5698089	N/A	2018/08/24	Nilam Borole
PFOS and PFOA in soil by SPE/LCMS	LCMS	5714358	2018/09/05	2018/09/06	Marian Godax

TEST SUMMARY

Maxxam ID: HNT822
Sample ID: 1808548-18
Matrix: Soil

Collected: 2018/08/14
Shipped:
Received: 2018/08/22

Test Description	Instrumentation	Batch	Extracted	Date Analyzed	Analyst
Moisture	BAL	5698089	N/A	2018/08/24	Nilam Borole
PFOS and PFOA in soil by SPE/LCMS	LCMS	5714358	2018/09/05	2018/09/06	Marian Godax

Maxxam ID: HNT823
Sample ID: 1808548-19
Matrix: Soil

Collected: 2018/08/14
Shipped:
Received: 2018/08/22

Test Description	Instrumentation	Batch	Extracted	Date Analyzed	Analyst
Moisture	BAL	5698089	N/A	2018/08/24	Nilam Borole
PFOS and PFOA in soil by SPE/LCMS	LCMS	5714358	2018/09/05	2018/09/06	Marian Godax

Maxxam ID: HNT824
Sample ID: 1808548-20
Matrix: Soil

Collected: 2018/08/14
Shipped:
Received: 2018/08/22

Test Description	Instrumentation	Batch	Extracted	Date Analyzed	Analyst
Moisture	BAL	5698089	N/A	2018/08/24	Nilam Borole
PFOS and PFOA in soil by SPE/LCMS	LCMS	5714358	2018/09/05	2018/09/06	Marian Godax

GENERAL COMMENTS

Results relate only to the items tested.

QUALITY ASSURANCE REPORT

QA/QC	Batch	Init	QC Type	Parameter	Date Analyzed	Value	% Recovery	UNITS	QC Limits
	5698089	GYA	RPD - Sample/Sample Dup	Moisture	2018/08/24	0.80		%	20
	5714358	M_G	Matrix Spike(HNT805)	13C2-6:2 Fluorotelomer sulfonate	2018/09/06		87	%	50 - 150
				13C2-8:2 Fluorotelomer sulfonate	2018/09/06		80	%	50 - 150
				13C2-Perfluorodecanoic acid	2018/09/06		76	%	50 - 150
				13C2-Perfluorododecanoic acid	2018/09/06		75	%	50 - 150
				13C2-Perfluorohexanoic acid	2018/09/06		85	%	50 - 150
				13C2-perfluorotetradecanoic acid	2018/09/06		72	%	50 - 150
				13C2-Perfluoroundecanoic acid	2018/09/06		84	%	50 - 150
				13C4-Perfluorobutanoic acid	2018/09/06		87	%	50 - 150
				13C4-Perfluoroheptanoic acid	2018/09/06		85	%	50 - 150
				13C4-Perfluorooctanesulfonate	2018/09/06		82	%	50 - 150
				13C4-Perfluorooctanoic acid	2018/09/06		86	%	50 - 150
				13C5-Perfluorononanoic acid	2018/09/06		87	%	50 - 150
				13C5-Perfluoropentanoic acid	2018/09/06		83	%	50 - 150
				13C8-Perfluorooctane Sulfonamide	2018/09/06		70	%	50 - 150
				18O2-Perfluorohexanesulfonate	2018/09/06		83	%	50 - 150
				6:2 Fluorotelomer sulfonate	2018/09/06		101	%	70 - 130
				8:2 Fluorotelomer sulfonate	2018/09/06		104	%	70 - 130
				Perfluorobutane Sulfonate (PFBS)	2018/09/06		118	%	70 - 130
				Perfluorobutanoic acid	2018/09/06		110	%	70 - 130
				Perfluorodecane Sulfonate	2018/09/06		111	%	70 - 130
				Perfluorodecanoic Acid (PFDA)	2018/09/06		119	%	70 - 130
				Perfluorododecanoic Acid (PFDoA)	2018/09/06		114	%	70 - 130
				Perfluorononanoic Acid (PFNA)	2018/09/06		111	%	70 - 130
				Perfluorooctane Sulfonamide (PFOSA)	2018/09/06		110	%	70 - 130
				Perfluorotetradecanoic Acid	2018/09/06		112	%	70 - 130
				Perfluorotridecanoic Acid	2018/09/06		118	%	70 - 130
				Perfluoroundecanoic Acid (PFUnA)	2018/09/06		100	%	70 - 130
				Perfluoroheptanoic Acid (PFHpA)	2018/09/06		108	%	70 - 130
				Perfluorohexane Sulfonate (PFHxS)	2018/09/06		107	%	70 - 130
				Perfluorohexanoic Acid (PFHxA)	2018/09/06		113	%	70 - 130
				Perfluoro-n-Octanoic Acid (PFOA)	2018/09/06		107	%	70 - 130
				Perfluorooctane Sulfonate (PFOS)	2018/09/06		112	%	70 - 130
				Perfluoropentanoic Acid (PFPeA)	2018/09/06		113	%	70 - 130
	5714358	M_G	Spiked Blank	13C2-6:2 Fluorotelomer sulfonate	2018/09/06		92	%	50 - 150
				13C2-8:2 Fluorotelomer sulfonate	2018/09/06		83	%	50 - 150
				13C2-Perfluorodecanoic acid	2018/09/06		87	%	50 - 150
				13C2-Perfluorododecanoic acid	2018/09/06		83	%	50 - 150
				13C2-Perfluorohexanoic acid	2018/09/06		90	%	50 - 150
				13C2-perfluorotetradecanoic acid	2018/09/06		83	%	50 - 150
				13C2-Perfluoroundecanoic acid	2018/09/06		83	%	50 - 150
				13C4-Perfluorobutanoic acid	2018/09/06		87	%	50 - 150
				13C4-Perfluoroheptanoic acid	2018/09/06		88	%	50 - 150
				13C4-Perfluorooctanesulfonate	2018/09/06		88	%	50 - 150
				13C4-Perfluorooctanoic acid	2018/09/06		89	%	50 - 150
				13C5-Perfluorononanoic acid	2018/09/06		88	%	50 - 150
				13C5-Perfluoropentanoic acid	2018/09/06		87	%	50 - 150
				13C8-Perfluorooctane Sulfonamide	2018/09/06		77	%	50 - 150
				18O2-Perfluorohexanesulfonate	2018/09/06		79	%	50 - 150
				6:2 Fluorotelomer sulfonate	2018/09/06		101	%	70 - 130
				8:2 Fluorotelomer sulfonate	2018/09/06		110	%	70 - 130
				Perfluorobutane Sulfonate (PFBS)	2018/09/06		130	%	70 - 130
				Perfluorobutanoic acid	2018/09/06		112	%	70 - 130
				Perfluorodecane Sulfonate	2018/09/06		107	%	70 - 130

QUALITY ASSURANCE REPORT(CONT'D)

QA/QC Batch	Init	QC Type	Parameter	Date Analyzed	Value	% Recovery	UNITS	QC Limits
			Perfluorodecanoic Acid (PFDA)	2018/09/06		110	%	70 - 130
			Perfluorododecanoic Acid (PFDoA)	2018/09/06		111	%	70 - 130
			Perfluorononanoic Acid (PFNA)	2018/09/06		110	%	70 - 130
			Perfluorooctane Sulfonamide (PFOSA)	2018/09/06		110	%	70 - 130
			Perfluorotetradecanoic Acid	2018/09/06		110	%	70 - 130
			Perfluorotridecanoic Acid	2018/09/06		113	%	70 - 130
			Perfluoroundecanoic Acid (PFUnA)	2018/09/06		113	%	70 - 130
			Perfluoroheptanoic Acid (PFHpA)	2018/09/06		109	%	70 - 130
			Perfluorohexane Sulfonate (PFHxS)	2018/09/06		120	%	70 - 130
			Perfluorohexanoic Acid (PFHxA)	2018/09/06		108	%	70 - 130
			Perfluoro-n-Octanoic Acid (PFOA)	2018/09/06		107	%	70 - 130
			Perfluorooctane Sulfonate (PFOS)	2018/09/06		109	%	70 - 130
			Perfluoropentanoic Acid (PFPeA)	2018/09/06		108	%	70 - 130
5714358	M_G	Method Blank	13C2-6:2 Fluorotelomer sulfonate	2018/09/06		83	%	50 - 150
			13C2-8:2 Fluorotelomer sulfonate	2018/09/06		79	%	50 - 150
			13C2-Perfluorodecanoic acid	2018/09/06		77	%	50 - 150
			13C2-Perfluorododecanoic acid	2018/09/06		79	%	50 - 150
			13C2-Perfluorohexanoic acid	2018/09/06		84	%	50 - 150
			13C2-perfluorotetradecanoic acid	2018/09/06		74	%	50 - 150
			13C2-Perfluoroundecanoic acid	2018/09/06		81	%	50 - 150
			13C4-Perfluorobutanoic acid	2018/09/06		86	%	50 - 150
			13C4-Perfluoroheptanoic acid	2018/09/06		86	%	50 - 150
			13C4-Perfluorooctanesulfonate	2018/09/06		81	%	50 - 150
			13C4-Perfluorooctanoic acid	2018/09/06		82	%	50 - 150
			13C5-Perfluorononanoic acid	2018/09/06		82	%	50 - 150
			13C5-Perfluoropentanoic acid	2018/09/06		86	%	50 - 150
			13C8-Perfluorooctane Sulfonamide	2018/09/06		76	%	50 - 150
			18O2-Perfluorohexanesulfonate	2018/09/06		82	%	50 - 150
			6:2 Fluorotelomer sulfonate	2018/09/06	0.26 U, MDL=0.26		ug/kg	
			8:2 Fluorotelomer sulfonate	2018/09/06	0.33 U, MDL=0.33		ug/kg	
			Perfluorobutane Sulfonate (PFBS)	2018/09/06	0.17 U, MDL=0.17		ug/kg	
			Perfluorobutanoic acid	2018/09/06	0.23 U, MDL=0.23		ug/kg	
			Perfluorodecane Sulfonate	2018/09/06	0.39 U, MDL=0.39		ug/kg	
			Perfluorodecanoic Acid (PFDA)	2018/09/06	0.28 U, MDL=0.28		ug/kg	
			Perfluorododecanoic Acid (PFDoA)	2018/09/06	0.28 U, MDL=0.28		ug/kg	
			Perfluorononanoic Acid (PFNA)	2018/09/06	0.22 U, MDL=0.22		ug/kg	
			Perfluorooctane Sulfonamide (PFOSA)	2018/09/06	0.14 U, MDL=0.14		ug/kg	
			Perfluorotetradecanoic Acid	2018/09/06	0.31 U, MDL=0.31		ug/kg	
			Perfluorotridecanoic Acid	2018/09/06	0.33 U, MDL=0.33		ug/kg	
			Perfluoroundecanoic Acid (PFUnA)	2018/09/06	0.34 U, MDL=0.34		ug/kg	
			Perfluoroheptanoic Acid (PFHpA)	2018/09/06	0.19 U, MDL=0.19		ug/kg	

QUALITY ASSURANCE REPORT(CONT'D)

QA/QC Batch	Init	QC Type	Parameter	Date Analyzed	Value	% Recovery	UNITS	QC Limits
			Perfluorohexane Sulfonate (PFHxS)	2018/09/06	0.24 U, MDL=0.24		ug/kg	
			Perfluorohexanoic Acid (PFHxA)	2018/09/06	0.14 U, MDL=0.14		ug/kg	
			Perfluoro-n-Octanoic Acid (PFOA)	2018/09/06	0.25 U, MDL=0.25		ug/kg	
			Perfluorooctane Sulfonate (PFOS)	2018/09/06	0.26 U, MDL=0.26		ug/kg	
			Perfluoropentanoic Acid (PFPeA)	2018/09/06	0.25 U, MDL=0.25		ug/kg	
5714358	M_G	RPD - Sample/Sample Dup	6:2 Fluorotelomer sulfonate	2018/09/06	NC		%	30
			8:2 Fluorotelomer sulfonate	2018/09/06	NC		%	30
			Perfluorobutane Sulfonate (PFBS)	2018/09/06	NC		%	30
			Perfluorobutanoic acid	2018/09/06	NC		%	30
			Perfluorodecane Sulfonate	2018/09/06	NC		%	30
			Perfluorodecanoic Acid (PFDA)	2018/09/06	NC		%	30
			Perfluorododecanoic Acid (PFDoA)	2018/09/06	NC		%	30
			Perfluorononanoic Acid (PFNA)	2018/09/06	NC		%	30
			Perfluorooctane Sulfonamide (PFOSA)	2018/09/06	NC		%	25
			Perfluorotetradecanoic Acid	2018/09/06	NC		%	30
			Perfluorotridecanoic Acid	2018/09/06	NC		%	30
			Perfluoroundecanoic Acid (PFUnA)	2018/09/06	NC		%	30
			Perfluoroheptanoic Acid (PFHpA)	2018/09/06	NC		%	30
			Perfluorohexane Sulfonate (PFHxS)	2018/09/06	NC		%	30
			Perfluorohexanoic Acid (PFHxA)	2018/09/06	NC		%	30
			Perfluoro-n-Octanoic Acid (PFOA)	2018/09/06	NC		%	30
			Perfluorooctane Sulfonate (PFOS)	2018/09/06	NC		%	30
			Perfluoropentanoic Acid (PFPeA)	2018/09/06	NC		%	30

Matrix Spike: A sample to which a known amount of the analyte of interest has been added. Used to evaluate sample matrix interference.

Spiked Blank: A blank matrix sample to which a known amount of the analyte, usually from a second source, has been added. Used to evaluate method accuracy.

Method Blank: A blank matrix containing all reagents used in the analytical procedure. Used to identify laboratory contamination.

Surrogate: A pure or isotopically labeled compound whose behavior mirrors the analytes of interest. Used to evaluate extraction efficiency.


NC (Duplicate RPD): The duplicate RPD was not calculated. The concentration in the sample and/or duplicate was too low to permit a reliable RPD calculation (absolute difference <= 2x RDL).

VALIDATION SIGNATURE PAGE

The analytical data and all QC contained in this report were reviewed and validated by the following individual(s).



Colm McNamara, Senior Analyst, Liquid Chromatography



Eva Pranjic, M.Sc., C.Chem, Scientific Specialist

Maxxam has procedures in place to guard against improper use of the electronic signature and have the required "signatories", as per section 5.10.2 of ISO/IEC 17025:2005(E), signing the reports. For Service Group specific validation please refer to the Validation Signature Page.

ESS Laboratory

Division of Thielsch Engineering, Inc.
 185 Frances Avenue, Cranston RI 02910
 Tel. (401) 461-7181 Fax (401) 461-4486
 www.esslaboratory.com

CHAIN OF CUSTODY

Turn Time STANDARD Rush
 Regulatory State MA
 Is this project for any of the following?:
 OCT RCP MA MCP ORGP
 Project # 17027 Project Name BARN. ON-CALL #4
 Address 90 ROUTE 6A, UNIT 1
 City SANDWICH State MA Zip Code 02563 PO #
 Telephone Number 508-833-6600 FAX Number 508-833-3150 Email Address jibanez@horsleywitten.com

ESS Lab # 1808548
 Reporting Limits S-1/GW-1
 Electronic Limit Checker Standard Excel
 Deliverables Other (Please Specify ->) PDF

Company Name HORSLEY WITTEN GROUP
 Contact Person JOSEPHINE IBANEZ
 City SANDWICH State MA Zip Code 02563 PO #
 Telephone Number 508-833-6600 FAX Number 508-833-3150 Email Address jibanez@horsleywitten.com

ESS Lab ID	Collection Date	Collection Time	Sample Type	Sample Matrix	Sample ID	Analysis															
1	8/14/18	1354	Grab	Soil	A1	X															
2		1450			A2																
3		1332			A3																
4		1337			A4																
5		1332			A5																
6		1327			A6																
7		1320			A7																
8		1320			A8																
9		1606			A9																
10	X	1622	X	X	A10	X															

Container Type: AC-Air Cassette AG-Amber Glass B-BOD Bottle C-Cubitainer G - Glass O-Other P-Poly S-Sterile V-Vial
 Container Volume: 1-100 mL 2-2.5 gal 3-250 mL 4-300 mL 5-500 mL 6-1L 7-VOA 8-2 oz 9-4 oz 10-8 oz 11-Other*
 Preservation Code: 1-Non Preserved 2-HCl 3-H2SO4 4-HNO3 5-NaOH 6-Methanol 7-Na2S2O3 8-ZnAc2, NaOH 9-NH4Cl 10-DI H2O 11-Ascorbic Acid 12-Other*
 Number of Containers per Sample: 1

Laboratory Use Only
 Cooler Present:
 Seals Intact:
 Cooler Temperature: 2.2 °C Z CER
 Sampled by: HW, BM
 Comments: Please specify "Other" preservative and containers types in this space

Relinquished by: (Signature, Date & Time)	Received By: (Signature, Date & Time)	Relinquished By: (Signature, Date & Time)	Received By: (Signature, Date & Time)
<u>[Signature]</u> 8/14/18 1715	<u>HW FRIDGE</u> 8/14/18 1715	<u>HW FRIDGE</u>	<u>R. Carlos</u> 8/21/18 1215
<u>R. Carlos</u> 8/21/18 1546	<u>[Signature]</u> 8/21/18 1649	<u>[Signature]</u> 8/21/18 1606	

ESS Laboratory

Division of Thielsch Engineering, Inc.
 185 Frances Avenue, Cranston RI 02910
 Tel. (401) 461-7181 Fax (401) 461-4486
 www.esslaboratory.com

CHAIN OF CUSTODY

ESS Lab # **11808548**
 Reporting Limits **S-1/GW-1**
 Electronic Deliverables Limit Checker Standard Excel
 Other (Please Specify →) **PDF**

Turn Time STANDARD Rush
 Regulatory State MA
 Is this project for any of the following?:
 OCT RCP OMA MCP ORGP

Company Name **HORSLEY WITTEN GROUP** Project # **17027** Project Name **BARN. ON-CALL #4**
 Contact Person **JOSEPHINE IBANEZ** Address **90 ROUTE 6A, UNIT 1**
 City **SANDWICH** State **MA** Zip Code **02563** PO #
 Telephone Number **508-833-6600** FAX Number **508-833-3150** Email Address **jibanez@horsleywitten.com**

ESS Lab ID	Collection Date	Collection Time	Sample Type	Sample Matrix	Sample ID	Analysis
11	8/14/18	1606	Grab	Soil	A11	X
12		1630			A12	
13		1505			D1	
14		1510			D2	
15		1507			D3	
16		1512			D4	
17		1420			D5	
18		1418			D6	
19		1430			D7	
20	X	1435	X	X	D8	X

Container Type: AC-Air Cassette AG-Amber Glass B-BOD Bottle C-Cubittainer G-Glass O-Other (P-Poly) S-Sterile V-Vial
 Container Volume: 1-100 mL 2-2.5 gal (3-250 mL) 4-300 mL 5-500 mL 6-1L 7-VOA 8-2 oz 9-4 oz 10-8 oz 11-Other
 Preservation Code: (1-Non Preserved) 2-HCl 3-H2SO4 4-HNO3 5-NaOH 6-Methanol 7-Na2S2O3 8-ZnAc2, NaOH 9-NH4Cl 10-DI H2O 11-Ascorbic Acid 12-Other
 Number of Containers per Sample: **1**

Laboratory Use Only
 Cooler Present:
 Seals Intact:
 Cooler Temperature: **2.2 °C ICE RC**
 Sampled by: **HW, BM**
 Comments: Please specify "Other" preservative and containers types in this space

Relinquished by: (Signature, Date & Time) RC 8/14/18 1715	Received By: (Signature, Date & Time) HW FRIDUE 8/14/18 1715	Relinquished By: (Signature, Date & Time) HW FRIDUE	Received By: (Signature, Date & Time) RC 8/21/18 1215
Relinquished by: (Signature, Date & Time) RC 8/21/18 1546	Received By: (Signature, Date & Time) RC 8/21/18 1549	Relinquished By: (Signature, Date & Time) RC 8/21/18 1627	Received By: (Signature, Date & Time)

CERTIFICATE OF ANALYSIS

Josphine Ibanez
Horsley & Witten
90 Route 6A
Sandwich, MA 02563

RE: Barn. On-Call No. 4 (17027)
ESS Laboratory Work Order Number: 1808549

This signed Certificate of Analysis is our approved release of your analytical results. These results are only representative of sample aliquots received at the laboratory. ESS Laboratory expects its clients to follow all regulatory sampling guidelines. Beginning with this page, the entire report has been paginated. This report should not be copied except in full without the approval of the laboratory. Samples will be disposed of thirty days after the final report has been delivered. If you have any questions or concerns, please feel free to call our Customer Service Department.



Laurel Stoddard
Laboratory Director

REVIEWED

By ESS Laboratory at 11:45 am, Sep 10, 2018

Analytical Summary

The project as described above has been analyzed in accordance with the ESS Quality Assurance Plan. This plan utilizes the following methodologies: US EPA SW-846, US EPA Methods for Chemical Analysis of Water and Wastes per 40 CFR Part 136, APHA Standard Methods for the Examination of Water and Wastewater, American Society for Testing and Materials (ASTM), and other recognized methodologies. The analyses with these noted observations are in conformance to the Quality Assurance Plan. In chromatographic analysis, manual integration is frequently used instead of automated integration because it produces more accurate results.

The test results present in this report are in compliance with TNI and relative state standards, and/or client Quality Assurance Project Plans (QAPP). The laboratory has reviewed the following: Sample Preservations, Hold Times, Initial Calibrations, Continuing Calibrations, Method Blanks, Blank Spikes, Blank Spike Duplicates, Duplicates, Matrix Spikes, Matrix Spike Duplicates, Surrogates and Internal Standards. Any results which were found to be outside of the recommended ranges stated in our SOPs will be noted in the Project Narrative.

Subcontracted Analyses

Maxxam Analytics - Cheektowaga, NY

PFOA



CERTIFICATE OF ANALYSIS

Client Name: Horsley & Witten
Client Project ID: Barn. On-Call No. 4

ESS Laboratory Work Order: 1808549

SAMPLE RECEIPT

The following samples were received on August 21, 2018 for the analyses specified on the enclosed Chain of Custody Record.

Lab Number	Sample Name	Matrix	Analysis
1808549-01	D9	Soil	SUB
1808549-02	D10	Soil	SUB
1808549-03	D11	Soil	SUB
1808549-04	D12	Soil	SUB
1808549-05	1991A	Soil	SUB
1808549-06	1991B	Soil	SUB
1808549-07	1991C	Soil	SUB
1808549-08	1991D	Soil	SUB



CERTIFICATE OF ANALYSIS

Client Name: Horsley & Witten
Client Project ID: Barn. On-Call No. 4

ESS Laboratory Work Order: 1808549

PROJECT NARRATIVE

No unusual observations noted.

End of Project Narrative.

DATA USABILITY LINKS

To ensure you are viewing the most current version of the documents below, please clear your internet cookies for www.ESSLaboratory.com. Consult your IT Support personnel for information on how to clear your internet cookies.

[Definitions of Quality Control Parameters](#)

[Semivolatile Organics Internal Standard Information](#)

[Semivolatile Organics Surrogate Information](#)

[Volatile Organics Internal Standard Information](#)

[Volatile Organics Surrogate Information](#)

[EPH and VPH Alkane Lists](#)



CERTIFICATE OF ANALYSIS

Client Name: Horsley & Witten
Client Project ID: Barn. On-Call No. 4

ESS Laboratory Work Order: 1808549

CURRENT SW-846 METHODOLOGY VERSIONS

Analytical Methods

- 1010A - Flashpoint
- 6010C - ICP
- 6020A - ICP MS
- 7010 - Graphite Furnace
- 7196A - Hexavalent Chromium
- 7470A - Aqueous Mercury
- 7471B - Solid Mercury
- 8011 - EDB/DBCP/TCP
- 8015C - GRO/DRO
- 8081B - Pesticides
- 8082A - PCB
- 8100M - TPH
- 8151A - Herbicides
- 8260B - VOA
- 8270D - SVOA
- 8270D SIM - SVOA Low Level
- 9014 - Cyanide
- 9038 - Sulfate
- 9040C - Aqueous pH
- 9045D - Solid pH (Corrosivity)
- 9050A - Specific Conductance
- 9056A - Anions (IC)
- 9060A - TOC
- 9095B - Paint Filter
- MADEP 04-1.1 - EPH
- MADEP 04-2.1 - VPH

Prep Methods

- 3005A - Aqueous ICP Digestion
- 3020A - Aqueous Graphite Furnace / ICP MS Digestion
- 3050B - Solid ICP / Graphite Furnace / ICP MS Digestion
- 3060A - Solid Hexavalent Chromium Digestion
- 3510C - Separatory Funnel Extraction
- 3520C - Liquid / Liquid Extraction
- 3540C - Manual Soxhlet Extraction
- 3541 - Automated Soxhlet Extraction
- 3546 - Microwave Extraction
- 3580A - Waste Dilution
- 5030B - Aqueous Purge and Trap
- 5030C - Aqueous Purge and Trap
- 5035 - Solid Purge and Trap

SW846 Reactivity Methods 7.3.3.2 (Reactive Cyanide) and 7.3.4.1 (Reactive Sulfide) have been withdrawn by EPA. These methods are reported per client request and are not NELAP accredited.



CERTIFICATE OF ANALYSIS

Client Name: Horsley & Witten
 Client Project ID: Barn. On-Call No. 4

ESS Laboratory Work Order: 1808549

Subcontracted Analysis

Client Sample ID: D9
 Date Sampled: 08/14/18 14:25

ESS Laboratory Sample ID: 1808549-01
 Sample Matrix: Soil

<u>Analyte</u>	<u>Results</u>	<u>Units</u>	<u>MRL</u>	<u>Method</u>	<u>DF</u>	<u>Analyst</u>	<u>Analyzed</u>	<u>I/V</u>	<u>F/V</u>
PFOA	See Attached								

Client Sample ID: D10
 Date Sampled: 08/14/18 14:02

ESS Laboratory Sample ID: 1808549-02
 Sample Matrix: Soil

<u>Analyte</u>	<u>Results</u>	<u>Units</u>	<u>MRL</u>	<u>Method</u>	<u>DF</u>	<u>Analyst</u>	<u>Analyzed</u>	<u>I/V</u>	<u>F/V</u>
PFOA	See Attached								

Client Sample ID: D11
 Date Sampled: 08/14/18 14:10

ESS Laboratory Sample ID: 1808549-03
 Sample Matrix: Soil

<u>Analyte</u>	<u>Results</u>	<u>Units</u>	<u>MRL</u>	<u>Method</u>	<u>DF</u>	<u>Analyst</u>	<u>Analyzed</u>	<u>I/V</u>	<u>F/V</u>
PFOA	See Attached								

Client Sample ID: D12
 Date Sampled: 08/14/18 14:03

ESS Laboratory Sample ID: 1808549-04
 Sample Matrix: Soil

<u>Analyte</u>	<u>Results</u>	<u>Units</u>	<u>MRL</u>	<u>Method</u>	<u>DF</u>	<u>Analyst</u>	<u>Analyzed</u>	<u>I/V</u>	<u>F/V</u>
PFOA	See Attached								

Client Sample ID: 1991A
 Date Sampled: 08/14/18 15:33

ESS Laboratory Sample ID: 1808549-05
 Sample Matrix: Soil

<u>Analyte</u>	<u>Results</u>	<u>Units</u>	<u>MRL</u>	<u>Method</u>	<u>DF</u>	<u>Analyst</u>	<u>Analyzed</u>	<u>I/V</u>	<u>F/V</u>
PFOA	See Attached								



CERTIFICATE OF ANALYSIS

Client Name: Horsley & Witten
Client Project ID: Barn. On-Call No. 4

ESS Laboratory Work Order: 1808549

Subcontracted Analysis

Client Sample ID: 1991B
Date Sampled: 08/14/18 15:33

ESS Laboratory Sample ID: 1808549-06
Sample Matrix: Soil

<u>Analyte</u>	<u>Results</u>	<u>Units</u>	<u>MRL</u>	<u>Method</u>	<u>DF</u>	<u>Analyst</u>	<u>Analyzed</u>	<u>I/V</u>	<u>F/V</u>
PFOA	See Attached								

Client Sample ID: 1991C
Date Sampled: 08/14/18 15:38

ESS Laboratory Sample ID: 1808549-07
Sample Matrix: Soil

<u>Analyte</u>	<u>Results</u>	<u>Units</u>	<u>MRL</u>	<u>Method</u>	<u>DF</u>	<u>Analyst</u>	<u>Analyzed</u>	<u>I/V</u>	<u>F/V</u>
PFOA	See Attached								

Client Sample ID: 1991D
Date Sampled: 08/14/18 15:30

ESS Laboratory Sample ID: 1808549-08
Sample Matrix: Soil

<u>Analyte</u>	<u>Results</u>	<u>Units</u>	<u>MRL</u>	<u>Method</u>	<u>DF</u>	<u>Analyst</u>	<u>Analyzed</u>	<u>I/V</u>	<u>F/V</u>
PFOA	See Attached								



CERTIFICATE OF ANALYSIS

Client Name: Horsley & Witten
Client Project ID: Barn. On-Call No. 4

ESS Laboratory Work Order: 1808549

Notes and Definitions

- Z-08 See Attached
- ND Analyte NOT DETECTED at or above the MRL (LOQ), LOD for DoD Reports, MDL for J-Flagged Analytes
- dry Sample results reported on a dry weight basis
- RPD Relative Percent Difference
- MDL Method Detection Limit
- MRL Method Reporting Limit
- LOD Limit of Detection
- LOQ Limit of Quantitation
- DL Detection Limit
- I/V Initial Volume
- F/V Final Volume
- § Subcontracted analysis; see attached report
- 1 Range result excludes concentrations of surrogates and/or internal standards eluting in that range.
- 2 Range result excludes concentrations of target analytes eluting in that range.
- 3 Range result excludes the concentration of the C9-C10 aromatic range.
- Avg Results reported as a mathematical average.
- NR No Recovery
- [CALC] Calculated Analyte
- SUB Subcontracted analysis; see attached report
- RL Reporting Limit
- EDL Estimated Detection Limit



CERTIFICATE OF ANALYSIS

Client Name: Horsley & Witten
Client Project ID: Barn. On-Call No. 4

ESS Laboratory Work Order: 1808549

ESS LABORATORY CERTIFICATIONS AND ACCREDITATIONS

ENVIRONMENTAL

Rhode Island Potable and Non Potable Water: LAI00179
<http://www.health.ri.gov/find/labs/analytical/ESS.pdf>

Connecticut Potable and Non Potable Water, Solid and Hazardous Waste: PH-0750
http://www.ct.gov/dph/lib/dph/environmental_health/environmental_laboratories/pdf/OutofStateCommercialLaboratories.pdf

Maine Potable and Non Potable Water, and Solid and Hazardous Waste: RI00002
<http://www.maine.gov/dhhs/meecd/environmental-health/dwp/partners/labCert.shtml>

Massachusetts Potable and Non Potable Water: M-RI002
<http://public.dep.state.ma.us/Labcert/Labcert.aspx>

New Hampshire (NELAP accredited) Potable and Non Potable Water, Solid and Hazardous Waste: 2424
<http://des.nh.gov/organization/divisions/water/dwgb/nhelap/index.htm>

New York (NELAP accredited) Non Potable Water, Solid and Hazardous Waste: 11313
<http://www.wadsworth.org/labcert/elap/comm.html>

New Jersey (NELAP accredited) Non Potable Water, Solid and Hazardous Waste: RI006
http://datamine2.state.nj.us/DEP_OPRA/OpraMain/pi_main?mode=pi_by_site&sort_order=PI_NAMEA&Select+a+Site:=58715

United States Department of Agriculture Soil Permit: P330-12-00139

Pennsylvania: 68-01752
<http://www.dep.pa.gov/Business/OtherPrograms/Labs/Pages/Laboratory-Accreditation-Program.aspx>

Your P.O. #: B02815
Your Project #: 1808549
Your C.O.C. #: N/A

Attention: Shawn Morrell

ESS Laboratory
185 Frances Ave
Cranston, RI
USA 02910

Report Date: 2018/09/06

Report #: R5387720

Version: 1 - Final

CERTIFICATE OF ANALYSIS

MAXXAM JOB #: B8L7823

Received: 2018/08/22, 13:25

Sample Matrix: Soil
Samples Received: 8

Analyses	Quantity	Date		Laboratory Method	Reference
		Extracted	Analyzed		
Moisture	8	N/A	2018/08/24	CAM SOP-00445	Carter 2nd ed 51.2 m
PFOS and PFOA in soil by SPE/LCMS (1)	8	2018/08/31	2018/09/05	CAM SOP-00894	EPA537 m

Remarks:

Maxxam Analytics' laboratories are accredited to ISO/IEC 17025:2005 for specific parameters on scopes of accreditation. Unless otherwise noted, procedures used by Maxxam are based upon recognized Provincial, Federal or US method compendia such as CCME, MDDELCC, EPA, APHA.

All work recorded herein has been done in accordance with procedures and practices ordinarily exercised by professionals in Maxxam's profession using accepted testing methodologies, quality assurance and quality control procedures (except where otherwise agreed by the client and Maxxam in writing). All data is in statistical control and has met quality control and method performance criteria unless otherwise noted. All method blanks are reported; unless indicated otherwise, associated sample data are not blank corrected. Where applicable, unless otherwise noted, Measurement Uncertainty has not been accounted for when stating conformity to the referenced standard.

Maxxam Analytics' liability is limited to the actual cost of the requested analyses, unless otherwise agreed in writing. There is no other warranty expressed or implied. Maxxam has been retained to provide analysis of samples provided by the Client using the testing methodology referenced in this report. Interpretation and use of test results are the sole responsibility of the Client and are not within the scope of services provided by Maxxam, unless otherwise agreed in writing. Maxxam is not responsible for the accuracy or any data impacts, that result from the information provided by the customer or their agent.

Solid sample results, except biota, are based on dry weight unless otherwise indicated. Organic analyses are not recovery corrected except for isotope dilution methods.

Results relate to samples tested. When sampling is not conducted by Maxxam, results relate to the supplied samples tested.

This Certificate shall not be reproduced except in full, without the written approval of the laboratory.

Reference Method suffix "m" indicates test methods incorporate validated modifications from specific reference methods to improve performance.

* RPDs calculated using raw data. The rounding of final results may result in the apparent difference.

(1) Per- and polyfluoroalkyl substances (PFAS) identified as surrogates on the certificate of analysis represent the extracted internal standard.

U = Undetected at the limit of quantitation.

J = Estimated concentration between the EDL & RDL.

B = Blank Contamination.

Q = One or more quality control criteria failed.

E = Analyte concentration exceeds the maximum concentration level.

K = Estimated maximum possible concentration due to ion abundance ratio failure.

Your P.O. #: B02815
Your Project #: 1808549
Your C.O.C. #: N/A

Attention: Shawn Morrell

ESS Laboratory
185 Frances Ave
Cranston, RI
USA 02910

Report Date: 2018/09/06
Report #: R5387720
Version: 1 - Final

CERTIFICATE OF ANALYSIS

MAXXAM JOB #: B8L7823

Received: 2018/08/22, 13:25

Encryption Key

Please direct all questions regarding this Certificate of Analysis to your Project Manager.
Stephanie Pollen, Project Manager
Email: SPollen@maxxam.ca
Phone# (905) 817-5700

=====
Maxxam has procedures in place to guard against improper use of the electronic signature and have the required "signatories", as per section 5.10.2 of ISO/IEC 17025:2005(E), signing the reports. For Service Group specific validation please refer to the Validation Signature Page.

RESULTS OF ANALYSES OF SOIL

Maxxam ID		HOC751	HOC752	HOC753	HOC754	HOC755	HOC755			
Sampling Date		2018/08/14 14:25	2018/08/14 14:02	2018/08/14 14:10	2018/08/14 14:03	2018/08/14 15:33	2018/08/14 15:33			
	UNITS	1808549-01	1808549-02	1808549-03	1808549-04	1808549-05	1808549-05 Lab-Dup	RDL	MDL	QC Batch

Inorganics

Moisture	%	12	8.0	10	8.3	8.9	N/A	1.0	0.50	5697821
----------	---	----	-----	----	-----	-----	-----	-----	------	---------

Miscellaneous Parameters

6:2 Fluorotelomer sulfonate	ug/kg	6.6	0.26 U	0.26 U	0.26 U	0.26 U	0.26 U	1.0	0.26	5709099
8:2 Fluorotelomer sulfonate	ug/kg	3.9	0.33 U	0.33 U	0.33 U	0.33 U	0.33 U	1.0	0.33	5709099
Perfluorobutane Sulfonate (PFBS)	ug/kg	0.17 U	0.17 U	0.17 U	0.17 U	0.17 U	0.17 U	1.0	0.17	5709099
Perfluorobutanoic acid	ug/kg	4.9	0.23 U	0.23 U	0.23 U	0.23 U	0.23 U	1.0	0.23	5709099
Perfluorodecane Sulfonate	ug/kg	0.39 U	0.39 U	0.39 U	0.39 U	0.39 U	0.39 U	1.0	0.39	5709099
Perfluorodecanoic Acid (PFDA)	ug/kg	1.6	0.28 U	0.28 U	0.28 U	0.28 U	0.28 U	1.0	0.28	5709099
Perfluorododecanoic Acid (PFDoA)	ug/kg	0.45 J	0.28 U	0.28 U	0.28 U	0.28 U	0.28 U	1.0	0.28	5709099
Perfluoroheptanoic Acid (PFHpA)	ug/kg	2.7	0.19 U	0.19 U	0.19 U	0.19 U	0.19 U	1.0	0.19	5709099
Perfluorohexane Sulfonate (PFHxS)	ug/kg	0.24 U	0.24 U	0.24 U	0.24 U	0.24 U	0.24 U	1.0	0.24	5709099
Perfluorohexanoic Acid (PFHxA)	ug/kg	6.2	0.14 U	0.14 U	0.26 J	0.14 U	0.14 U	1.0	0.14	5709099
Perfluoro-n-Octanoic Acid (PFOA)	ug/kg	3.0	0.25 U	0.25 U	0.25 U	0.25 U	0.25 U	1.0	0.25	5709099
Perfluorononanoic Acid (PFNA)	ug/kg	0.83 J	0.22 U	0.22 U	0.32 J	0.22 U	0.22 U	1.0	0.22	5709099
Perfluorooctane Sulfonamide (PFOSA)	ug/kg	0.14 U	0.14 U	0.14 U	0.14 U	0.14 U	0.14 U	1.0	0.14	5709099
Perfluorooctane Sulfonate (PFOS)	ug/kg	0.67 J	0.54 J	0.91 J	0.44 J	0.49 J	0.40 J	1.0	0.26	5709099
Perfluoropentanoic Acid (PFPeA)	ug/kg	12	0.29 J	0.33 J	0.25 U	0.25 U	0.25 U	1.0	0.25	5709099
Perfluorotetradecanoic Acid	ug/kg	0.31 U	0.31 U	0.31 U	0.31 U	0.31 U	0.31 U	1.0	0.31	5709099
Perfluorotridecanoic Acid	ug/kg	0.33 U	0.33 U	0.33 U	0.33 U	0.33 U	0.33 U	1.0	0.33	5709099
Perfluoroundecanoic Acid (PFUnA)	ug/kg	0.56 J	0.34 U	0.38 J	0.45 J	0.34 U	0.34 U	1.0	0.34	5709099

Surrogate Recovery (%)

13C2-6:2 Fluorotelomer sulfonate	%	108	115	104	93	102	98	N/A	N/A	5709099
13C2-8:2 Fluorotelomer sulfonate	%	99	104	104	98	97	94	N/A	N/A	5709099
13C2-Perfluorodecanoic acid	%	106	106	103	96	99	91	N/A	N/A	5709099
13C2-Perfluorododecanoic acid	%	101	106	99	97	96	93	N/A	N/A	5709099
13C2-Perfluorohexanoic acid	%	109	114	107	96	97	96	N/A	N/A	5709099
13C2-perfluorotetradecanoic acid	%	83	80	86	74	77	73	N/A	N/A	5709099
13C2-Perfluoroundecanoic acid	%	101	109	100	93	94	90	N/A	N/A	5709099
13C4-Perfluorobutanoic acid	%	113	113	105	98	97	96	N/A	N/A	5709099
13C4-Perfluoroheptanoic acid	%	109	116	105	97	101	96	N/A	N/A	5709099
13C4-Perfluorooctanesulfonate	%	108	110	105	93	99	91	N/A	N/A	5709099
13C4-Perfluorooctanoic acid	%	104	110	103	95	97	91	N/A	N/A	5709099
13C5-Perfluorononanoic acid	%	105	111	99	95	97	95	N/A	N/A	5709099
13C5-Perfluoropentanoic acid	%	113	112	104	99	97	97	N/A	N/A	5709099

RDL = Reportable Detection Limit
 QC Batch = Quality Control Batch
 Lab-Dup = Laboratory Initiated Duplicate
 N/A = Not Applicable

RESULTS OF ANALYSES OF SOIL

Maxxam ID		HOC751	HOC752	HOC753	HOC754	HOC755	HOC755			
Sampling Date		2018/08/14 14:25	2018/08/14 14:02	2018/08/14 14:10	2018/08/14 14:03	2018/08/14 15:33	2018/08/14 15:33			
	UNITS	1808549-01	1808549-02	1808549-03	1808549-04	1808549-05	1808549-05 Lab-Dup	RDL	MDL	QC Batch
13C8-Perfluorooctane Sulfonamide	%	99	97	97	94	92	93	N/A	N/A	5709099
18O2-Perfluorohexanesulfonate	%	108	106	100	91	92	84	N/A	N/A	5709099

RDL = Reportable Detection Limit
QC Batch = Quality Control Batch
Lab-Dup = Laboratory Initiated Duplicate
N/A = Not Applicable

RESULTS OF ANALYSES OF SOIL

Maxxam ID		HOC756	HOC757	HOC758			
Sampling Date		2018/08/14 15:33	2018/08/14 15:38	2018/08/14 15:30			
	UNITS	1808549-06	1808549-07	1808549-08	RDL	MDL	QC Batch
Inorganics							
Moisture	%	9.7	12	13	1.0	0.50	5697821
Miscellaneous Parameters							
6:2 Fluorotelomer sulfonate	ug/kg	0.26 U	0.26 U	0.26 U	1.0	0.26	5709099
8:2 Fluorotelomer sulfonate	ug/kg	0.33 U	0.33 U	0.33 U	1.0	0.33	5709099
Perfluorobutane Sulfonate (PFBS)	ug/kg	0.17 U	0.17 U	0.17 U	1.0	0.17	5709099
Perfluorobutanoic acid	ug/kg	0.23 U	0.23 U	0.23 U	1.0	0.23	5709099
Perfluorodecane Sulfonate	ug/kg	0.39 U	0.39 U	0.39 U	1.0	0.39	5709099
Perfluorodecanoic Acid (PFDA)	ug/kg	0.28 U	0.28 U	0.28 U	1.0	0.28	5709099
Perfluorododecanoic Acid (PFDoA)	ug/kg	0.28 U	0.28 U	0.28 U	1.0	0.28	5709099
Perfluoroheptanoic Acid (PFHpA)	ug/kg	0.19 U	0.19 U	0.19 U	1.0	0.19	5709099
Perfluorohexane Sulfonate (PFHxS)	ug/kg	0.66 J	0.24 U	0.24 U	1.0	0.24	5709099
Perfluorohexanoic Acid (PFHxA)	ug/kg	0.27 J	0.14 U	0.14 U	1.0	0.14	5709099
Perfluoro-n-Octanoic Acid (PFOA)	ug/kg	0.26 J	0.25 U	0.25 U	1.0	0.25	5709099
Perfluorononanoic Acid (PFNA)	ug/kg	0.22 U	0.22 U	0.30 J	1.0	0.22	5709099
Perfluorooctane Sulfonamide (PFOSA)	ug/kg	0.89 J	0.14 U	0.14 U	1.0	0.14	5709099
Perfluorooctane Sulfonate (PFOS)	ug/kg	1.1	0.55 J	0.36 J	1.0	0.26	5709099
Perfluoropentanoic Acid (PFPeA)	ug/kg	0.25 U	0.25 U	0.25 U	1.0	0.25	5709099
Perfluorotetradecanoic Acid	ug/kg	0.31 U	0.31 U	0.31 U	1.0	0.31	5709099
Perfluorotridecanoic Acid	ug/kg	0.33 U	0.33 U	0.33 U	1.0	0.33	5709099
Perfluoroundecanoic Acid (PFUnA)	ug/kg	0.34 U	0.34 U	0.34 U	1.0	0.34	5709099
Surrogate Recovery (%)							
13C2-6:2 Fluorotelomer sulfonate	%	100	109	112	N/A	N/A	5709099
13C2-8:2 Fluorotelomer sulfonate	%	86	109	106	N/A	N/A	5709099
13C2-Perfluorodecanoic acid	%	95	111	104	N/A	N/A	5709099
13C2-Perfluorododecanoic acid	%	94	103	101	N/A	N/A	5709099
13C2-Perfluorohexanoic acid	%	97	112	108	N/A	N/A	5709099
13C2-perfluorotetradecanoic acid	%	83	85	78	N/A	N/A	5709099
13C2-Perfluoroundecanoic acid	%	92	108	100	N/A	N/A	5709099
13C4-Perfluorobutanoic acid	%	98	112	110	N/A	N/A	5709099
13C4-Perfluoroheptanoic acid	%	97	107	108	N/A	N/A	5709099
13C4-Perfluorooctanesulfonate	%	91	113	103	N/A	N/A	5709099
13C4-Perfluorooctanoic acid	%	91	110	98	N/A	N/A	5709099
13C5-Perfluorononanoic acid	%	87	105	103	N/A	N/A	5709099
13C5-Perfluoropentanoic acid	%	98	113	108	N/A	N/A	5709099
13C8-Perfluorooctane Sulfonamide	%	94	101	104	N/A	N/A	5709099
RDL = Reportable Detection Limit QC Batch = Quality Control Batch N/A = Not Applicable							

RESULTS OF ANALYSES OF SOIL

Maxxam ID		HOC756	HOC757	HOC758			
Sampling Date		2018/08/14 15:33	2018/08/14 15:38	2018/08/14 15:30			
	UNITS	1808549-06	1808549-07	1808549-08	RDL	MDL	QC Batch
18O2-Perfluorohexanesulfonate	%	92	105	102	N/A	N/A	5709099
RDL = Reportable Detection Limit QC Batch = Quality Control Batch N/A = Not Applicable							

TEST SUMMARY

Maxxam ID: HOC751
Sample ID: 1808549-01
Matrix: Soil

Collected: 2018/08/14
Shipped:
Received: 2018/08/22

Test Description	Instrumentation	Batch	Extracted	Date Analyzed	Analyst
Moisture	BAL	5697821	N/A	2018/08/24	Chun Yan
PFOS and PFOA in soil by SPE/LCMS	LCMS	5709099	2018/08/31	2018/09/05	Marian Godax

Maxxam ID: HOC752
Sample ID: 1808549-02
Matrix: Soil

Collected: 2018/08/14
Shipped:
Received: 2018/08/22

Test Description	Instrumentation	Batch	Extracted	Date Analyzed	Analyst
Moisture	BAL	5697821	N/A	2018/08/24	Chun Yan
PFOS and PFOA in soil by SPE/LCMS	LCMS	5709099	2018/08/31	2018/09/05	Marian Godax

Maxxam ID: HOC753
Sample ID: 1808549-03
Matrix: Soil

Collected: 2018/08/14
Shipped:
Received: 2018/08/22

Test Description	Instrumentation	Batch	Extracted	Date Analyzed	Analyst
Moisture	BAL	5697821	N/A	2018/08/24	Chun Yan
PFOS and PFOA in soil by SPE/LCMS	LCMS	5709099	2018/08/31	2018/09/05	Marian Godax

Maxxam ID: HOC754
Sample ID: 1808549-04
Matrix: Soil

Collected: 2018/08/14
Shipped:
Received: 2018/08/22

Test Description	Instrumentation	Batch	Extracted	Date Analyzed	Analyst
Moisture	BAL	5697821	N/A	2018/08/24	Chun Yan
PFOS and PFOA in soil by SPE/LCMS	LCMS	5709099	2018/08/31	2018/09/05	Marian Godax

Maxxam ID: HOC755
Sample ID: 1808549-05
Matrix: Soil

Collected: 2018/08/14
Shipped:
Received: 2018/08/22

Test Description	Instrumentation	Batch	Extracted	Date Analyzed	Analyst
Moisture	BAL	5697821	N/A	2018/08/24	Chun Yan
PFOS and PFOA in soil by SPE/LCMS	LCMS	5709099	2018/08/31	2018/09/05	Marian Godax

Maxxam ID: HOC755 Dup
Sample ID: 1808549-05
Matrix: Soil

Collected: 2018/08/14
Shipped:
Received: 2018/08/22

Test Description	Instrumentation	Batch	Extracted	Date Analyzed	Analyst
PFOS and PFOA in soil by SPE/LCMS	LCMS	5709099	2018/08/31	2018/09/05	Marian Godax

TEST SUMMARY

Maxxam ID: HOC756
Sample ID: 1808549-06
Matrix: Soil

Collected: 2018/08/14
Shipped:
Received: 2018/08/22

Test Description	Instrumentation	Batch	Extracted	Date Analyzed	Analyst
Moisture	BAL	5697821	N/A	2018/08/24	Chun Yan
PFOS and PFOA in soil by SPE/LCMS	LCMS	5709099	2018/08/31	2018/09/05	Marian Godax

Maxxam ID: HOC757
Sample ID: 1808549-07
Matrix: Soil

Collected: 2018/08/14
Shipped:
Received: 2018/08/22

Test Description	Instrumentation	Batch	Extracted	Date Analyzed	Analyst
Moisture	BAL	5697821	N/A	2018/08/24	Chun Yan
PFOS and PFOA in soil by SPE/LCMS	LCMS	5709099	2018/08/31	2018/09/05	Marian Godax

Maxxam ID: HOC758
Sample ID: 1808549-08
Matrix: Soil

Collected: 2018/08/14
Shipped:
Received: 2018/08/22

Test Description	Instrumentation	Batch	Extracted	Date Analyzed	Analyst
Moisture	BAL	5697821	N/A	2018/08/24	Chun Yan
PFOS and PFOA in soil by SPE/LCMS	LCMS	5709099	2018/08/31	2018/09/05	Marian Godax

GENERAL COMMENTS

Results relate only to the items tested.

QUALITY ASSURANCE REPORT

QA/QC	Batch	Init	QC Type	Parameter	Date Analyzed	Value	% Recovery	UNITS	QC Limits
	5697821	NKG	RPD - Sample/Sample Dup	Moisture	2018/08/24	3.6		%	20
	5709099	M_G	Matrix Spike(HOC755)	13C2-6:2 Fluorotelomer sulfonate	2018/09/05		111	%	50 - 150
				13C2-8:2 Fluorotelomer sulfonate	2018/09/05		111	%	50 - 150
				13C2-Perfluorodecanoic acid	2018/09/05		111	%	50 - 150
				13C2-Perfluorododecanoic acid	2018/09/05		106	%	50 - 150
				13C2-Perfluorohexanoic acid	2018/09/05		113	%	50 - 150
				13C2-perfluorotetradecanoic acid	2018/09/05		90	%	50 - 150
				13C2-Perfluoroundecanoic acid	2018/09/05		106	%	50 - 150
				13C4-Perfluorobutanoic acid	2018/09/05		114	%	50 - 150
				13C4-Perfluoroheptanoic acid	2018/09/05		110	%	50 - 150
				13C4-Perfluorooctanesulfonate	2018/09/05		109	%	50 - 150
				13C4-Perfluorooctanoic acid	2018/09/05		106	%	50 - 150
				13C5-Perfluorononanoic acid	2018/09/05		112	%	50 - 150
				13C5-Perfluoropentanoic acid	2018/09/05		110	%	50 - 150
				13C8-Perfluorooctane Sulfonamide	2018/09/05		102	%	50 - 150
				18O2-Perfluorohexanesulfonate	2018/09/05		109	%	50 - 150
				6:2 Fluorotelomer sulfonate	2018/09/05		87	%	70 - 130
				8:2 Fluorotelomer sulfonate	2018/09/05		89	%	70 - 130
				Perfluorobutane Sulfonate (PFBS)	2018/09/05		94	%	70 - 130
				Perfluorobutanoic acid	2018/09/05		83	%	70 - 130
				Perfluorodecane Sulfonate	2018/09/05		85	%	70 - 130
				Perfluorodecanoic Acid (PFDA)	2018/09/05		81	%	70 - 130
				Perfluorododecanoic Acid (PFDoA)	2018/09/05		83	%	70 - 130
				Perfluorononanoic Acid (PFNA)	2018/09/05		83	%	70 - 130
				Perfluorooctane Sulfonamide (PFOSA)	2018/09/05		86	%	70 - 130
				Perfluorotetradecanoic Acid	2018/09/05		87	%	70 - 130
				Perfluorotridecanoic Acid	2018/09/05		99	%	70 - 130
				Perfluoroundecanoic Acid (PFUnA)	2018/09/05		97	%	70 - 130
				Perfluoroheptanoic Acid (PFHpA)	2018/09/05		86	%	70 - 130
				Perfluorohexane Sulfonate (PFHxS)	2018/09/05		84	%	70 - 130
				Perfluorohexanoic Acid (PFHxA)	2018/09/05		88	%	70 - 130
				Perfluoro-n-Octanoic Acid (PFOA)	2018/09/05		90	%	70 - 130
				Perfluorooctane Sulfonate (PFOS)	2018/09/05		91	%	70 - 130
				Perfluoropentanoic Acid (PFPeA)	2018/09/05		86	%	70 - 130
	5709099	M_G	Spiked Blank	13C2-6:2 Fluorotelomer sulfonate	2018/09/05		117	%	50 - 150
				13C2-8:2 Fluorotelomer sulfonate	2018/09/05		117	%	50 - 150
				13C2-Perfluorodecanoic acid	2018/09/05		117	%	50 - 150
				13C2-Perfluorododecanoic acid	2018/09/05		116	%	50 - 150
				13C2-Perfluorohexanoic acid	2018/09/05		116	%	50 - 150
				13C2-perfluorotetradecanoic acid	2018/09/05		109	%	50 - 150
				13C2-Perfluoroundecanoic acid	2018/09/05		113	%	50 - 150
				13C4-Perfluorobutanoic acid	2018/09/05		120	%	50 - 150
				13C4-Perfluoroheptanoic acid	2018/09/05		118	%	50 - 150
				13C4-Perfluorooctanesulfonate	2018/09/05		115	%	50 - 150
				13C4-Perfluorooctanoic acid	2018/09/05		115	%	50 - 150
				13C5-Perfluorononanoic acid	2018/09/05		114	%	50 - 150
				13C5-Perfluoropentanoic acid	2018/09/05		116	%	50 - 150
				13C8-Perfluorooctane Sulfonamide	2018/09/05		109	%	50 - 150
				18O2-Perfluorohexanesulfonate	2018/09/05		117	%	50 - 150
				6:2 Fluorotelomer sulfonate	2018/09/05		84	%	70 - 130
				8:2 Fluorotelomer sulfonate	2018/09/05		85	%	70 - 130
				Perfluorobutane Sulfonate (PFBS)	2018/09/05		88	%	70 - 130
				Perfluorobutanoic acid	2018/09/05		80	%	70 - 130
				Perfluorodecane Sulfonate	2018/09/05		81	%	70 - 130

QUALITY ASSURANCE REPORT(CONT'D)

QA/QC Batch	Init	QC Type	Parameter	Date Analyzed	Value	% Recovery	UNITS	QC Limits		
5709099	M_G	Method Blank	Perfluorodecanoic Acid (PFDA)	2018/09/05		78	%	70 - 130		
			Perfluorododecanoic Acid (PFDoA)	2018/09/05		80	%	70 - 130		
			Perfluorononanoic Acid (PFNA)	2018/09/05		83	%	70 - 130		
			Perfluorooctane Sulfonamide (PFOSA)	2018/09/05		84	%	70 - 130		
			Perfluorotetradecanoic Acid	2018/09/05		82	%	70 - 130		
			Perfluorotridecanoic Acid	2018/09/05		88	%	70 - 130		
			Perfluoroundecanoic Acid (PFUnA)	2018/09/05		92	%	70 - 130		
			Perfluoroheptanoic Acid (PFHpA)	2018/09/05		81	%	70 - 130		
			Perfluorohexane Sulfonate (PFHxS)	2018/09/05		81	%	70 - 130		
			Perfluorohexanoic Acid (PFHxA)	2018/09/05		86	%	70 - 130		
			Perfluoro-n-Octanoic Acid (PFOA)	2018/09/05		85	%	70 - 130		
			Perfluorooctane Sulfonate (PFOS)	2018/09/05		90	%	70 - 130		
			Perfluoropentanoic Acid (PFPeA)	2018/09/05		83	%	70 - 130		
			13C2-6:2 Fluorotelomer sulfonate	2018/09/05		115	%	50 - 150		
			13C2-8:2 Fluorotelomer sulfonate	2018/09/05		112	%	50 - 150		
			13C2-Perfluorodecanoic acid	2018/09/05		106	%	50 - 150		
			13C2-Perfluorododecanoic acid	2018/09/05		100	%	50 - 150		
			13C2-Perfluorohexanoic acid	2018/09/05		114	%	50 - 150		
			13C2-perfluorotetradecanoic acid	2018/09/05		95	%	50 - 150		
			13C2-Perfluoroundecanoic acid	2018/09/05		104	%	50 - 150		
			13C4-Perfluorobutanoic acid	2018/09/05		111	%	50 - 150		
			13C4-Perfluoroheptanoic acid	2018/09/05		110	%	50 - 150		
			13C4-Perfluorooctanesulfonate	2018/09/05		109	%	50 - 150		
			13C4-Perfluorooctanoic acid	2018/09/05		116	%	50 - 150		
			13C5-Perfluorononanoic acid	2018/09/05		112	%	50 - 150		
			13C5-Perfluoropentanoic acid	2018/09/05		111	%	50 - 150		
			13C8-Perfluorooctane Sulfonamide	2018/09/05		94	%	50 - 150		
			18O2-Perfluorohexanesulfonate	2018/09/05		114	%	50 - 150		
			6:2 Fluorotelomer sulfonate	2018/09/05		0.26 U, MDL=0.26			ug/kg	
			8:2 Fluorotelomer sulfonate	2018/09/05		0.33 U, MDL=0.33			ug/kg	
			Perfluorobutane Sulfonate (PFBS)	2018/09/05		0.17 U, MDL=0.17			ug/kg	
			Perfluorobutanoic acid	2018/09/05		0.23 U, MDL=0.23			ug/kg	
			Perfluorodecane Sulfonate	2018/09/05		0.39 U, MDL=0.39			ug/kg	
Perfluorodecanoic Acid (PFDA)	2018/09/05		0.28 U, MDL=0.28			ug/kg				
Perfluorododecanoic Acid (PFDoA)	2018/09/05		0.28 U, MDL=0.28			ug/kg				
Perfluorononanoic Acid (PFNA)	2018/09/05		0.22 U, MDL=0.22			ug/kg				
Perfluorooctane Sulfonamide (PFOSA)	2018/09/05		0.14 U, MDL=0.14			ug/kg				
Perfluorotetradecanoic Acid	2018/09/05		0.31 U, MDL=0.31			ug/kg				
Perfluorotridecanoic Acid	2018/09/05		0.33 U, MDL=0.33			ug/kg				
Perfluoroundecanoic Acid (PFUnA)	2018/09/05		0.34 U, MDL=0.34			ug/kg				
Perfluoroheptanoic Acid (PFHpA)	2018/09/05		0.19 U, MDL=0.19			ug/kg				

QUALITY ASSURANCE REPORT(CONT'D)

QA/QC Batch	Init	QC Type	Parameter	Date Analyzed	Value	% Recovery	UNITS	QC Limits
			Perfluorohexane Sulfonate (PFHxS)	2018/09/05	0.24 U, MDL=0.24		ug/kg	
			Perfluorohexanoic Acid (PFHxA)	2018/09/05	0.14 U, MDL=0.14		ug/kg	
			Perfluoro-n-Octanoic Acid (PFOA)	2018/09/05	0.25 U, MDL=0.25		ug/kg	
			Perfluorooctane Sulfonate (PFOS)	2018/09/05	0.26 U, MDL=0.26		ug/kg	
			Perfluoropentanoic Acid (PFPeA)	2018/09/05	0.25 U, MDL=0.25		ug/kg	
5709099	M_G	RPD - Sample/Sample Dup	6:2 Fluorotelomer sulfonate	2018/09/05	NC		%	30
			8:2 Fluorotelomer sulfonate	2018/09/05	NC		%	30
			Perfluorobutane Sulfonate (PFBS)	2018/09/05	NC		%	30
			Perfluorobutanoic acid	2018/09/05	NC		%	30
			Perfluorodecane Sulfonate	2018/09/05	NC		%	30
			Perfluorodecanoic Acid (PFDA)	2018/09/05	NC		%	30
			Perfluorododecanoic Acid (PFDoA)	2018/09/05	NC		%	30
			Perfluorononanoic Acid (PFNA)	2018/09/05	NC		%	30
			Perfluorooctane Sulfonamide (PFOSA)	2018/09/05	NC		%	25
			Perfluorotetradecanoic Acid	2018/09/05	NC		%	30
			Perfluorotridecanoic Acid	2018/09/05	NC		%	30
			Perfluoroundecanoic Acid (PFUnA)	2018/09/05	NC		%	30
			Perfluoroheptanoic Acid (PFHpA)	2018/09/05	NC		%	30
			Perfluorohexane Sulfonate (PFHxS)	2018/09/05	NC		%	30
			Perfluorohexanoic Acid (PFHxA)	2018/09/05	NC		%	30
			Perfluoro-n-Octanoic Acid (PFOA)	2018/09/05	NC		%	30
			Perfluorooctane Sulfonate (PFOS)	2018/09/05	NC		%	30
			Perfluoropentanoic Acid (PFPeA)	2018/09/05	NC		%	30

Matrix Spike: A sample to which a known amount of the analyte of interest has been added. Used to evaluate sample matrix interference.

Spiked Blank: A blank matrix sample to which a known amount of the analyte, usually from a second source, has been added. Used to evaluate method accuracy.


Method Blank: A blank matrix containing all reagents used in the analytical procedure. Used to identify laboratory contamination.

Surrogate: A pure or isotopically labeled compound whose behavior mirrors the analytes of interest. Used to evaluate extraction efficiency.

NC (Duplicate RPD): The duplicate RPD was not calculated. The concentration in the sample and/or duplicate was too low to permit a reliable RPD calculation (absolute difference <= 2x RDL).

VALIDATION SIGNATURE PAGE

The analytical data and all QC contained in this report were reviewed and validated by the following individual(s).



Adam Robinson, Supervisor, LC/MS/MS



Cristina Carriere, Scientific Service Specialist

Maxxam has procedures in place to guard against improper use of the electronic signature and have the required "signatories", as per section 5.10.2 of ISO/IEC 17025:2005(E), signing the reports. For Service Group specific validation please refer to the Validation Signature Page.

ESS Laboratory

Division of Thielsch Engineering, Inc.
 185 Frances Avenue, Cranston RI 02910
 Tel. (401) 461-7181 Fax (401) 461-4486
 www.esslaboratory.com

CHAIN OF CUSTODY

ESS Lab # **1808549**
 Reporting Limits **S-1/GW-1**
 Electronic Deliverables Limit Checker Standard Excel Other (Please Specify --) **PDF**

Company Name **HORSLEY WITTEN GROUP** Project # **17027** Project Name **BARN. ONCALL #4**
 Contact Person **JOSEPHINE IBANEZ** Address **90 ROUTE 6A, UNIT 1**
 City **SANDWICH** State **MA** Zip Code **02563** PO #
 Telephone Number **508-833-6600** FAX Number **508-833-3150** Email Address **jibanez@horsleywitten.com**

ESS Lab ID	Collection Date	Collection Time	Sample Type	Sample Matrix	Sample ID	Analysis
1	8/14/18	1425	Grab	Soil	D9	X
2		1402			D10	
3		1410			D11	
4		1403			D12	
5		1533			1991A	
6		1530	15:33*		1991B	
7		1538			1991C	
8	X	1533	15:30*		1991D	X

Container Type: AC-Air Cassette AG-Amber Glass B-BOD Bottle C-Cubtainer G-Glass O-Other P-Poly S-Sterile V-Vial
 Container Volume: 1-100 mL 2-2.5 gal 3-250 mL 4-300 mL 5-500 mL 6-1L 7-VOA 8-2 oz 9-4 oz 10-8 oz 11-Other*
 Preservation Code: 1-Non Preserved 2-HCl 3-H2SO4 4-HNO3 5-NaOH 6-Methanol 7-Na2S2O3 8-ZnAc, NaOH 9-NH4Cl 10-DI H2O 11-Ascorbic Acid 12-Other*
 Number of Containers per Sample: **1**

Laboratory Use Only
 Cooler Present:
 Seals Intact:
 Cooler Temperature: **2.2 °C ICE RC**
 Sampled by: **HW, BM**
 Comments: Please specify "Other" preservative and containers types in this space

Relinquished by: (Signature, Date & Time) RL CAS 8/14/18 1715	Received By: (Signature, Date & Time) HW FRIDGE 8/14/18 1715	Relinquished By: (Signature, Date & Time) HW FRIDGE	Received By: (Signature, Date & Time) R. Carlson 8/21/18 1215
Relinquished by: (Signature, Date & Time) R. Carlson 8/21/18 1546	Received By: (Signature, Date & Time) [Signature] 8/21/18 16:00	Relinquished By: (Signature, Date & Time) [Signature] 8/21/18 16:10	Received By: (Signature, Date & Time)

ESS Laboratory

Division of Thielsch Engineering, Inc.
185 Frances Avenue, Cranston RI 02910
Tel. (401) 461-7181 Fax (401) 461-4486
www.esslaboratory.com

CHAIN OF CUSTODY

ESS Lab # **1808549**
Reporting Limits **S-1/GW-1**
Electronic Deliverables Limit Checker Standard Excel Other (Please Specify ->) **PDF**

Company Name **HORSLEY WITTEN GROUP** Project # **17027** Project Name **BARN. ONCALL #4**
Contact Person **JOSEPHINE IBANEZ** Address **90 ROUTE 6A, UNIT 1**
City **SANDWICH** State **MA** Zip Code **02563** PO #
Telephone Number **508-833-6600** FAX Number **508-833-3150** Email Address **jibanez@horsleywitten.com**

ESS Lab ID	Collection Date	Collection Time	Sample Type	Sample Matrix	Sample ID	Analysis
1	8/14/18	1425	Grab	Soil	D9	X
2		1402			D10	
3		1410			D11	
4		1403			D12	
5		1533			1991A	
6		1530			1991B	
7		1538			1991C	
8	X	1533	X	X	1991D	X

Container Type: AC-Air Cassette AG-Amber Glass B-BOD Bottle C-Cubtainer G-Glass O-Other P-Poly S-Sterile V-Vial
Container Volume: 1-100 mL 2-2.5 gal 3-250 mL 4-300 mL 5-500 mL 6-1L 7-VOA 8-2 oz 9-4 oz 10-8 oz 11-Other*
Preservation Code: 1-Non Preserved 2-HCl 3-H2SO4 4-HNO3 5-NaOH 6-Methanol 7-Na2S2O3 8-ZnAc, NaOH 9-NH4Cl 10-DI H2O 11-Ascorbic Acid 12-Other*
Number of Containers per Sample: **1**

Laboratory Use Only
Cooler Present:
Seals Intact:
Cooler Temperature: **2.2 °C ICE RC**

Sampled by: **HW, BM**
Comments: Please specify "Other" preservative and containers types in this space

Relinquished by: (Signature, Date & Time) RCS 8/14/18 1715	Received By: (Signature, Date & Time) HW FRIDGE 8/14/18 1715	Relinquished By: (Signature, Date & Time) HW FRIDGE	Received By: (Signature, Date & Time) R. Carlson 8/21/18 1215
Relinquished by: (Signature, Date & Time) R. Carlson 8/21/18 1546	Received By: (Signature, Date & Time) [Signature] 8/21/18 16:00	Relinquished By: (Signature, Date & Time) [Signature] 8/21/18 16:10	Received By: (Signature, Date & Time)



CERTIFICATE OF ANALYSIS

Josphine Ibanez
Horsley & Witten
90 Route 6A
Sandwich, MA 02563

RE: Barn. On-Call No. 4 (17027)
ESS Laboratory Work Order Number: 1810330

This signed Certificate of Analysis is our approved release of your analytical results. These results are only representative of sample aliquots received at the laboratory. ESS Laboratory expects its clients to follow all regulatory sampling guidelines. Beginning with this page, the entire report has been paginated. This report should not be copied except in full without the approval of the laboratory. Samples will be disposed of thirty days after the final report has been delivered. If you have any questions or concerns, please feel free to call our Customer Service Department.

Laurel Stoddard
Laboratory Director

REVIEWED

By ESS Laboratory at 5:24 pm, Nov 09, 2018

Analytical Summary

The project as described above has been analyzed in accordance with the ESS Quality Assurance Plan. This plan utilizes the following methodologies: US EPA SW-846, US EPA Methods for Chemical Analysis of Water and Wastes per 40 CFR Part 136, APHA Standard Methods for the Examination of Water and Wastewater, American Society for Testing and Materials (ASTM), and other recognized methodologies. The analyses with these noted observations are in conformance to the Quality Assurance Plan. In chromatographic analysis, manual integration is frequently used instead of automated integration because it produces more accurate results.

The test results present in this report are in compliance with TNI and relative state standards, and/or client Quality Assurance Project Plans (QAPP). The laboratory has reviewed the following: Sample Preservations, Hold Times, Initial Calibrations, Continuing Calibrations, Method Blanks, Blank Spikes, Blank Spike Duplicates, Duplicates, Matrix Spikes, Matrix Spike Duplicates, Surrogates and Internal Standards. Any results which were found to be outside of the recommended ranges stated in our SOPs will be noted in the Project Narrative.

Subcontracted Analyses

Maxxam Analytics - Cheektowaga, NY

PFOS



CERTIFICATE OF ANALYSIS

Client Name: Horsley & Witten
Client Project ID: Barn. On-Call No. 4

ESS Laboratory Work Order: 1810330

SAMPLE RECEIPT

The following samples were received on October 11, 2018 for the analyses specified on the enclosed Chain of Custody Record.

Lab Number	Sample Name	Matrix	Analysis
1810330-01	DL 11-5ft	Soil	SUB
1810330-02	DL 11-10ft	Soil	SUB
1810330-03	DL 11-15ft	Soil	SUB
1810330-04	HW-F-10ft	Soil	SUB
1810330-05	HW-F-15ft	Soil	SUB
1810330-06	DL 14-5ft	Soil	SUB
1810330-07	DL 14-10ft	Soil	SUB
1810330-08	DL 14-15ft	Soil	SUB
1810330-09	ARFF3-10ft	Soil	SUB
1810330-10	HW-3	Soil	SUB



CERTIFICATE OF ANALYSIS

Client Name: Horsley & Witten
Client Project ID: Barn. On-Call No. 4

ESS Laboratory Work Order: 1810330

PROJECT NARRATIVE

No unusual observations noted.

End of Project Narrative.

DATA USABILITY LINKS

To ensure you are viewing the most current version of the documents below, please clear your internet cookies for www.ESSLaboratory.com. Consult your IT Support personnel for information on how to clear your internet cookies.

[Definitions of Quality Control Parameters](#)

[Semivolatile Organics Internal Standard Information](#)

[Semivolatile Organics Surrogate Information](#)

[Volatile Organics Internal Standard Information](#)

[Volatile Organics Surrogate Information](#)

[EPH and VPH Alkane Lists](#)



CERTIFICATE OF ANALYSIS

Client Name: Horsley & Witten
Client Project ID: Barn. On-Call No. 4

ESS Laboratory Work Order: 1810330

CURRENT SW-846 METHODOLOGY VERSIONS

Analytical Methods

- 1010A - Flashpoint
- 6010C - ICP
- 6020A - ICP MS
- 7010 - Graphite Furnace
- 7196A - Hexavalent Chromium
- 7470A - Aqueous Mercury
- 7471B - Solid Mercury
- 8011 - EDB/DBCP/TCP
- 8015C - GRO/DRO
- 8081B - Pesticides
- 8082A - PCB
- 8100M - TPH
- 8151A - Herbicides
- 8260B - VOA
- 8270D - SVOA
- 8270D SIM - SVOA Low Level
- 9014 - Cyanide
- 9038 - Sulfate
- 9040C - Aqueous pH
- 9045D - Solid pH (Corrosivity)
- 9050A - Specific Conductance
- 9056A - Anions (IC)
- 9060A - TOC
- 9095B - Paint Filter
- MADEP 04-1.1 - EPH
- MADEP 04-2.1 - VPH

Prep Methods

- 3005A - Aqueous ICP Digestion
- 3020A - Aqueous Graphite Furnace / ICP MS Digestion
- 3050B - Solid ICP / Graphite Furnace / ICP MS Digestion
- 3060A - Solid Hexavalent Chromium Digestion
- 3510C - Separatory Funnel Extraction
- 3520C - Liquid / Liquid Extraction
- 3540C - Manual Soxhlet Extraction
- 3541 - Automated Soxhlet Extraction
- 3546 - Microwave Extraction
- 3580A - Waste Dilution
- 5030B - Aqueous Purge and Trap
- 5030C - Aqueous Purge and Trap
- 5035 - Solid Purge and Trap

SW846 Reactivity Methods 7.3.3.2 (Reactive Cyanide) and 7.3.4.1 (Reactive Sulfide) have been withdrawn by EPA. These methods are reported per client request and are not NELAP accredited.



CERTIFICATE OF ANALYSIS

Client Name: Horsley & Witten
Client Project ID: Barn. On-Call No. 4

ESS Laboratory Work Order: 1810330

Subcontracted Analysis

Client Sample ID: DL 11-5ft
Date Sampled: 10/04/18 08:22

ESS Laboratory Sample ID: 1810330-01
Sample Matrix: Soil

<u>Analyte</u>	<u>Results</u>	<u>Units</u>	<u>MRL</u>	<u>Method</u>	<u>DF</u>	<u>Analyst</u>	<u>Analyzed</u>	<u>I/V</u>	<u>F/V</u>
PFOS	See Attached								

Client Sample ID: DL 11-10ft
Date Sampled: 10/04/18 08:28

ESS Laboratory Sample ID: 1810330-02
Sample Matrix: Soil

<u>Analyte</u>	<u>Results</u>	<u>Units</u>	<u>MRL</u>	<u>Method</u>	<u>DF</u>	<u>Analyst</u>	<u>Analyzed</u>	<u>I/V</u>	<u>F/V</u>
PFOS	See Attached								

Client Sample ID: DL 11-15ft
Date Sampled: 10/04/18 08:33

ESS Laboratory Sample ID: 1810330-03
Sample Matrix: Soil

<u>Analyte</u>	<u>Results</u>	<u>Units</u>	<u>MRL</u>	<u>Method</u>	<u>DF</u>	<u>Analyst</u>	<u>Analyzed</u>	<u>I/V</u>	<u>F/V</u>
PFOS	See Attached								

Client Sample ID: HW-F-10ft
Date Sampled: 10/04/18 10:19

ESS Laboratory Sample ID: 1810330-04
Sample Matrix: Soil

<u>Analyte</u>	<u>Results</u>	<u>Units</u>	<u>MRL</u>	<u>Method</u>	<u>DF</u>	<u>Analyst</u>	<u>Analyzed</u>	<u>I/V</u>	<u>F/V</u>
PFOS	See Attached								

Client Sample ID: HW-F-15ft
Date Sampled: 10/04/18 10:23

ESS Laboratory Sample ID: 1810330-05
Sample Matrix: Soil

<u>Analyte</u>	<u>Results</u>	<u>Units</u>	<u>MRL</u>	<u>Method</u>	<u>DF</u>	<u>Analyst</u>	<u>Analyzed</u>	<u>I/V</u>	<u>F/V</u>
PFOS	See Attached								



CERTIFICATE OF ANALYSIS

Client Name: Horsley & Witten
Client Project ID: Barn. On-Call No. 4

ESS Laboratory Work Order: 1810330

Subcontracted Analysis

Client Sample ID: DL 14-5ft
Date Sampled: 10/04/18 11:22

ESS Laboratory Sample ID: 1810330-06
Sample Matrix: Soil

<u>Analyte</u>	<u>Results</u>	<u>Units</u>	<u>MRL</u>	<u>Method</u>	<u>DF</u>	<u>Analyst</u>	<u>Analyzed</u>	<u>I/V</u>	<u>F/V</u>
PFOS	See Attached								

Client Sample ID: DL 14-10ft
Date Sampled: 10/04/18 11:26

ESS Laboratory Sample ID: 1810330-07
Sample Matrix: Soil

<u>Analyte</u>	<u>Results</u>	<u>Units</u>	<u>MRL</u>	<u>Method</u>	<u>DF</u>	<u>Analyst</u>	<u>Analyzed</u>	<u>I/V</u>	<u>F/V</u>
PFOS	See Attached								

Client Sample ID: DL 14-15ft
Date Sampled: 10/04/18 11:30

ESS Laboratory Sample ID: 1810330-08
Sample Matrix: Soil

<u>Analyte</u>	<u>Results</u>	<u>Units</u>	<u>MRL</u>	<u>Method</u>	<u>DF</u>	<u>Analyst</u>	<u>Analyzed</u>	<u>I/V</u>	<u>F/V</u>
PFOS	See Attached								

Client Sample ID: ARFF3-10ft
Date Sampled: 10/09/18 00:00

ESS Laboratory Sample ID: 1810330-09
Sample Matrix: Soil

<u>Analyte</u>	<u>Results</u>	<u>Units</u>	<u>MRL</u>	<u>Method</u>	<u>DF</u>	<u>Analyst</u>	<u>Analyzed</u>	<u>I/V</u>	<u>F/V</u>
PFOS	See Attached								

Client Sample ID: HW-3
Date Sampled: 10/09/18 12:30

ESS Laboratory Sample ID: 1810330-10
Sample Matrix: Soil

<u>Analyte</u>	<u>Results</u>	<u>Units</u>	<u>MRL</u>	<u>Method</u>	<u>DF</u>	<u>Analyst</u>	<u>Analyzed</u>	<u>I/V</u>	<u>F/V</u>
PFOS	See Attached								



CERTIFICATE OF ANALYSIS

Client Name: Horsley & Witten
Client Project ID: Barn. On-Call No. 4

ESS Laboratory Work Order: 1810330

Notes and Definitions

- Z-08 See Attached
- ND Analyte NOT DETECTED at or above the MRL (LOQ), LOD for DoD Reports, MDL for J-Flagged Analytes
- dry Sample results reported on a dry weight basis
- RPD Relative Percent Difference
- MDL Method Detection Limit
- MRL Method Reporting Limit
- LOD Limit of Detection
- LOQ Limit of Quantitation
- DL Detection Limit
- I/V Initial Volume
- F/V Final Volume
- § Subcontracted analysis; see attached report
- 1 Range result excludes concentrations of surrogates and/or internal standards eluting in that range.
- 2 Range result excludes concentrations of target analytes eluting in that range.
- 3 Range result excludes the concentration of the C9-C10 aromatic range.
- Avg Results reported as a mathematical average.
- NR No Recovery
- [CALC] Calculated Analyte
- SUB Subcontracted analysis; see attached report
- RL Reporting Limit
- EDL Estimated Detection Limit



CERTIFICATE OF ANALYSIS

Client Name: Horsley & Witten
Client Project ID: Barn. On-Call No. 4

ESS Laboratory Work Order: 1810330

ESS LABORATORY CERTIFICATIONS AND ACCREDITATIONS

ENVIRONMENTAL

Rhode Island Potable and Non Potable Water: LAI00179

<http://www.health.ri.gov/find/labs/analytical/ESS.pdf>

Connecticut Potable and Non Potable Water, Solid and Hazardous Waste: PH-0750

http://www.ct.gov/dph/lib/dph/environmental_health/environmental_laboratories/pdf/OutOfStateCommercialLaboratories.pdf

Maine Potable and Non Potable Water, and Solid and Hazardous Waste: RI00002

<http://www.maine.gov/dhhs/meecd/environmental-health/dwp/partners/labCert.shtml>

Massachusetts Potable and Non Potable Water: M-RI002

<http://public.dep.state.ma.us/Labcert/Labcert.aspx>

New Hampshire (NELAP accredited) Potable and Non Potable Water, Solid and Hazardous Waste: 2424

<http://des.nh.gov/organization/divisions/water/dwgb/nhelap/index.htm>

New York (NELAP accredited) Non Potable Water, Solid and Hazardous Waste: 11313

<http://www.wadsworth.org/labcert/elap/comm.html>

New Jersey (NELAP accredited) Non Potable Water, Solid and Hazardous Waste: RI006

http://datamine2.state.nj.us/DEP_OPRA/OpraMain/pi_main?mode=pi_by_site&sort_order=PI_NAMEA&Select+a+Site:=58715

United States Department of Agriculture Soil Permit: P330-12-00139

Pennsylvania: 68-01752

<http://www.dep.pa.gov/Business/OtherPrograms/Labs/Pages/Laboratory-Accreditation-Program.aspx>

Your P.O. #: B02623
Your Project #: 1810330
Your C.O.C. #: n\

Attention: Shawn Morrell

ESS Laboratory
185 Frances Ave
Cranston, RI
USA 02910

Report Date: 2018/11/09
Report #: R5478247
Version: 1 - Final

CERTIFICATE OF ANALYSIS

MAXXAM JOB #: B8R0991

Received: 2018/10/13, 11:57

Sample Matrix: Soil
Samples Received: 10

Analyses	Quantity	Date		Laboratory Method	Reference
		Extracted	Analyzed		
Moisture	10	N/A	2018/10/16	CAM SOP-00445	Carter 2nd ed 51.2 m
PFOS and PFOA in soil by SPE/LCMS (1)	8	2018/11/07	2018/11/08	CAM SOP-00894	EPA537 m
PFOS and PFOA in soil by SPE/LCMS (1)	2	2018/11/07	2018/11/09	CAM SOP-00894	EPA537 m

Remarks:

Maxxam Analytics' laboratories are accredited to ISO/IEC 17025:2005 for specific parameters on scopes of accreditation. Unless otherwise noted, procedures used by Maxxam are based upon recognized Provincial, Federal or US method compendia such as CCME, MDDELCC, EPA, APHA.

All work recorded herein has been done in accordance with procedures and practices ordinarily exercised by professionals in Maxxam's profession using accepted testing methodologies, quality assurance and quality control procedures (except where otherwise agreed by the client and Maxxam in writing). All data is in statistical control and has met quality control and method performance criteria unless otherwise noted. All method blanks are reported; unless indicated otherwise, associated sample data are not blank corrected. Where applicable, unless otherwise noted, Measurement Uncertainty has not been accounted for when stating conformity to the referenced standard.

Maxxam Analytics' liability is limited to the actual cost of the requested analyses, unless otherwise agreed in writing. There is no other warranty expressed or implied. Maxxam has been retained to provide analysis of samples provided by the Client using the testing methodology referenced in this report. Interpretation and use of test results are the sole responsibility of the Client and are not within the scope of services provided by Maxxam, unless otherwise agreed in writing. Maxxam is not responsible for the accuracy or any data impacts, that result from the information provided by the customer or their agent.

Solid sample results, except biota, are based on dry weight unless otherwise indicated. Organic analyses are not recovery corrected except for isotope dilution methods.

Results relate to samples tested. When sampling is not conducted by Maxxam, results relate to the supplied samples tested.

This Certificate shall not be reproduced except in full, without the written approval of the laboratory.

Reference Method suffix "m" indicates test methods incorporate validated modifications from specific reference methods to improve performance.

* RPDs calculated using raw data. The rounding of final results may result in the apparent difference.

(1) Per- and polyfluoroalkyl substances (PFAS) identified as surrogates on the certificate of analysis represent the extracted internal standard.

U = Undetected at the limit of quantitation.

J = Estimated concentration between the EDL & RDL.

B = Blank Contamination.

Q = One or more quality control criteria failed.

E = Analyte concentration exceeds the maximum concentration level.

K = Estimated maximum possible concentration due to ion abundance ratio failure.

Your P.O. #: B02623
Your Project #: 1810330
Your C.O.C. #: n\

Attention: Shawn Morrell

ESS Laboratory
185 Frances Ave
Cranston, RI
USA 02910

Report Date: 2018/11/09
Report #: R5478247
Version: 1 - Final

CERTIFICATE OF ANALYSIS

MAXXAM JOB #: B8R0991
Received: 2018/10/13, 11:57

Encryption Key

Please direct all questions regarding this Certificate of Analysis to your Project Manager.
Stephanie Pollen, Project Manager
Email: SPollen@maxxam.ca
Phone# (905) 817-5700

=====
Maxxam has procedures in place to guard against improper use of the electronic signature and have the required "signatories", as per section 5.10.2 of ISO/IEC 17025:2005(E), signing the reports. For Service Group specific validation please refer to the Validation Signature Page.

RESULTS OF ANALYSES OF SOIL

Maxxam ID		IAA272	IAA273	IAA273	IAA274	IAA275			
Sampling Date		2018/10/04 08:22	2018/10/04 08:28	2018/10/04 08:28	2018/10/04 08:33	2018/10/04 10:19			
COC Number		n\a	n\a	n\a	n\a	n\a			
	UNITS	1810330-01	1810330-02	1810330-02 Lab-Dup	1810330-03	1810330-04	RDL	MDL	QC Batch
Inorganics									
Moisture	%	2.1	2.2	N/A	3.0	2.2	1.0	0.50	5785837
Miscellaneous Parameters									
6:2 Fluorotelomer sulfonate	ug/kg	4.1	4.4	4.1	6.7	24	1.0	0.26	5824609
8:2 Fluorotelomer sulfonate	ug/kg	0.33 U	0.33 U	0.33 U	0.33 U	0.33 U	1.0	0.33	5824609
Perfluorobutane Sulfonate (PFBS)	ug/kg	0.17 U	0.17 U	0.17 U	0.17 U	0.17 U	1.0	0.17	5824609
Perfluorobutanoic acid	ug/kg	0.23 U	0.23 U	0.23 U	0.23 U	0.23 U	1.0	0.23	5824609
Perfluorodecane Sulfonate	ug/kg	0.39 U	0.39 U	0.39 U	0.39 U	0.39 U	1.0	0.39	5824609
Perfluorodecanoic Acid (PFDA)	ug/kg	0.28 U	0.28 U	0.28 U	0.28 U	0.28 U	1.0	0.28	5824609
Perfluorododecanoic Acid (PFDoA)	ug/kg	0.28 U	0.28 U	0.28 U	0.28 U	0.28 U	1.0	0.28	5824609
Perfluoroheptanoic Acid (PFHpA)	ug/kg	1.3	0.31 J	0.32 J	0.23 J	0.32 J	1.0	0.19	5824609
Perfluorohexane Sulfonate (PFHxS)	ug/kg	0.24 U	0.24 U	0.24 U	0.24 U	0.24 U	1.0	0.24	5824609
Perfluorohexanoic Acid (PFHxA)	ug/kg	0.27 J	0.21 J	0.20 J	0.20 J	0.39 J	1.0	0.14	5824609
Perfluoro-n-Octanoic Acid (PFOA)	ug/kg	2.9	1.9	1.7	0.50 J	0.25 U	1.0	0.25	5824609
Perfluorononanoic Acid (PFNA)	ug/kg	2.5	0.22 U	0.22 U	0.22 U	0.22 U	1.0	0.22	5824609
Perfluorooctane Sulfonamide (PFOSA)	ug/kg	0.14 U	0.14 U	0.14 U	0.14 U	0.14 U	1.0	0.14	5824609
Perfluorooctane Sulfonate (PFOS)	ug/kg	0.26 U	0.26 U	0.26 U	0.26 U	0.26 U	1.0	0.26	5824609
Perfluoropentanoic Acid (PFPeA)	ug/kg	0.25 U	0.25 U	0.25 U	0.25 U	0.56 J	1.0	0.25	5824609
Perfluorotetradecanoic Acid	ug/kg	0.31 U	0.31 U	0.31 U	0.31 U	0.31 U	1.0	0.31	5824609
Perfluorotridecanoic Acid	ug/kg	0.33 U	0.33 U	0.33 U	0.33 U	0.33 U	1.0	0.33	5824609
Perfluoroundecanoic Acid (PFUnA)	ug/kg	0.34 U	0.34 U	0.34 U	0.34 U	0.34 U	1.0	0.34	5824609
Surrogate Recovery (%)									
13C2-6:2 Fluorotelomer sulfonate	%	88	86	90	92	94	N/A	N/A	5824609
13C2-8:2 Fluorotelomer sulfonate	%	82	86	87	86	91	N/A	N/A	5824609
13C2-Perfluorodecanoic acid	%	79	85	86	86	90	N/A	N/A	5824609
13C2-Perfluorododecanoic acid	%	71	82	78	79	88	N/A	N/A	5824609
13C2-Perfluorohexanoic acid	%	88	87	90	88	103	N/A	N/A	5824609
13C2-perfluorotetradecanoic acid	%	61	83	83	86	88	N/A	N/A	5824609
13C2-Perfluoroundecanoic acid	%	76	82	77	80	90	N/A	N/A	5824609
13C4-Perfluorobutanoic acid	%	89	89	88	90	102	N/A	N/A	5824609
13C4-Perfluoroheptanoic acid	%	88	88	91	88	99	N/A	N/A	5824609
13C4-Perfluorooctanesulfonate	%	83	82	93	90	99	N/A	N/A	5824609
13C4-Perfluorooctanoic acid	%	88	86	89	90	102	N/A	N/A	5824609
13C5-Perfluorononanoic acid	%	88	88	86	89	97	N/A	N/A	5824609
RDL = Reportable Detection Limit QC Batch = Quality Control Batch Lab-Dup = Laboratory Initiated Duplicate N/A = Not Applicable									

RESULTS OF ANALYSES OF SOIL

Maxxam ID		IAA272	IAA273	IAA273	IAA274	IAA275			
Sampling Date		2018/10/04 08:22	2018/10/04 08:28	2018/10/04 08:28	2018/10/04 08:33	2018/10/04 10:19			
COC Number		n\a	n\a	n\a	n\a	n\a			
	UNITS	1810330-01	1810330-02	1810330-02 Lab-Dup	1810330-03	1810330-04	RDL	MDL	QC Batch
13C5-Perfluoropentanoic acid	%	89	88	88	92	104	N/A	N/A	5824609
13C8-Perfluorooctane Sulfonamide	%	78	81	80	77	85	N/A	N/A	5824609
18O2-Perfluorohexanesulfonate	%	79	86	86	81	93	N/A	N/A	5824609

RDL = Reportable Detection Limit
QC Batch = Quality Control Batch
Lab-Dup = Laboratory Initiated Duplicate
N/A = Not Applicable

RESULTS OF ANALYSES OF SOIL

Maxxam ID		IAA276			IAA277	IAA278			IAA279			
Sampling Date		2018/10/04 10:23			2018/10/04 11:22	2018/10/04 11:26			2018/10/04 11:30			
COC Number		n\a			n\a	n\a			n\a			
	UNITS	1810330-05	RDL	MDL	1810330-06	1810330-07	RDL	MDL	1810330-08	RDL	MDL	QC Batch

Inorganics

Moisture	%	2.3	1.0	0.50	2.3	2.1	1.0	0.50	6.7	1.0	0.50	5785837
----------	---	-----	-----	------	-----	-----	-----	------	-----	-----	------	---------

Miscellaneous Parameters

6:2 Fluorotelomer sulfonate	ug/kg	140 (1)	10	2.6	0.67 J	0.30 J	1.0	0.26	64 (1)	10	2.6	5824609
8:2 Fluorotelomer sulfonate	ug/kg	0.33 U	1.0	0.33	0.33 U	0.33 U	1.0	0.33	0.33 U	1.0	0.33	5824609
Perfluorobutane Sulfonate (PFBS)	ug/kg	0.17 U	1.0	0.17	0.17 U	0.17 U	1.0	0.17	0.17 U	1.0	0.17	5824609
Perfluorobutanoic acid	ug/kg	0.40 J	1.0	0.23	2.5	1.4	1.0	0.23	3.9	1.0	0.23	5824609
Perfluorodecane Sulfonate	ug/kg	0.39 U	1.0	0.39	0.39 U	0.39 U	1.0	0.39	0.39 U	1.0	0.39	5824609
Perfluorodecanoic Acid (PFDA)	ug/kg	0.28 U	1.0	0.28	0.28 U	0.28 U	1.0	0.28	0.28 U	1.0	0.28	5824609
Perfluorododecanoic Acid (PFDoA)	ug/kg	0.28 U	1.0	0.28	0.28 U	0.28 U	1.0	0.28	0.28 U	1.0	0.28	5824609
Perfluoroheptanoic Acid (PFHpA)	ug/kg	1.3	1.0	0.19	0.36 J	0.19 U	1.0	0.19	1.4	1.0	0.19	5824609
Perfluorohexane Sulfonate (PFHxS)	ug/kg	0.24 U	1.0	0.24	0.24 U	0.24 U	1.0	0.24	0.74 J	1.0	0.24	5824609
Perfluorohexanoic Acid (PFHxA)	ug/kg	1.4	1.0	0.14	24	5.2	1.0	0.14	7.4	1.0	0.14	5824609
Perfluoro-n-Octanoic Acid (PFOA)	ug/kg	1.4	1.0	0.25	0.58 J	0.32 J	1.0	0.25	2.9	1.0	0.25	5824609
Perfluorononanoic Acid (PFNA)	ug/kg	0.22 U	1.0	0.22	0.22 U	0.22 U	1.0	0.22	10	1.0	0.22	5824609
Perfluorooctane Sulfonamide (PFOSA)	ug/kg	0.14 U	1.0	0.14	0.14 U	0.14 U	1.0	0.14	0.14 U	1.0	0.14	5824609
Perfluorooctane Sulfonate (PFOS)	ug/kg	0.26 U	1.0	0.26	0.26 U	0.26 U	1.0	0.26	2.3	1.0	0.26	5824609
Perfluoropentanoic Acid (PFPeA)	ug/kg	2.0	1.0	0.25	22	14	1.0	0.25	24	1.0	0.25	5824609
Perfluorotetradecanoic Acid	ug/kg	0.31 U	1.0	0.31	0.31 U	0.31 U	1.0	0.31	0.31 U	1.0	0.31	5824609
Perfluorotridecanoic Acid	ug/kg	0.33 U	1.0	0.33	0.33 U	0.33 U	1.0	0.33	0.33 U	1.0	0.33	5824609
Perfluoroundecanoic Acid (PFUnA)	ug/kg	0.34 U	1.0	0.34	0.34 U	0.34 U	1.0	0.34	0.34 U	1.0	0.34	5824609

Surrogate Recovery (%)

13C2-6:2 Fluorotelomer sulfonate	%	83	N/A	N/A	88	86	N/A	N/A	84	N/A	N/A	5824609
13C2-8:2 Fluorotelomer sulfonate	%	83	N/A	N/A	85	79	N/A	N/A	75	N/A	N/A	5824609
13C2-Perfluorodecanoic acid	%	82	N/A	N/A	80	79	N/A	N/A	79	N/A	N/A	5824609
13C2-Perfluorododecanoic acid	%	80	N/A	N/A	75	80	N/A	N/A	75	N/A	N/A	5824609
13C2-Perfluorohexanoic acid	%	89	N/A	N/A	86	84	N/A	N/A	82	N/A	N/A	5824609
13C2-perfluorotetradecanoic acid	%	84	N/A	N/A	76	80	N/A	N/A	71	N/A	N/A	5824609
13C2-Perfluoroundecanoic acid	%	82	N/A	N/A	79	79	N/A	N/A	76	N/A	N/A	5824609
13C4-Perfluorobutanoic acid	%	88	N/A	N/A	87	87	N/A	N/A	81	N/A	N/A	5824609
13C4-Perfluoroheptanoic acid	%	89	N/A	N/A	87	86	N/A	N/A	83	N/A	N/A	5824609
13C4-Perfluorooctanesulfonate	%	85	N/A	N/A	88	79	N/A	N/A	79	N/A	N/A	5824609
13C4-Perfluorooctanoic acid	%	88	N/A	N/A	86	83	N/A	N/A	83	N/A	N/A	5824609
13C5-Perfluorononanoic acid	%	85	N/A	N/A	84	86	N/A	N/A	78	N/A	N/A	5824609

RDL = Reportable Detection Limit

QC Batch = Quality Control Batch

N/A = Not Applicable

(1) Due to high concentration of the target analyte, sample required dilution. Detection limit was adjusted accordingly (10x).

RESULTS OF ANALYSES OF SOIL

Maxxam ID		IAA276			IAA277	IAA278			IAA279			
Sampling Date		2018/10/04 10:23			2018/10/04 11:22	2018/10/04 11:26			2018/10/04 11:30			
COC Number		n\a			n\a	n\a			n\a			
	UNITS	1810330-05	RDL	MDL	1810330-06	1810330-07	RDL	MDL	1810330-08	RDL	MDL	QC Batch
13C5-Perfluoropentanoic acid	%	89	N/A	N/A	84	86	N/A	N/A	83	N/A	N/A	5824609
13C8-Perfluorooctane Sulfonamide	%	79	N/A	N/A	76	75	N/A	N/A	74	N/A	N/A	5824609
18O2-Perfluorohexanesulfonate	%	81	N/A	N/A	89	80	N/A	N/A	79	N/A	N/A	5824609
RDL = Reportable Detection Limit QC Batch = Quality Control Batch N/A = Not Applicable												

RESULTS OF ANALYSES OF SOIL

Maxxam ID		IAA280	IAA281			
Sampling Date		2018/10/09 10:46	2018/10/09 12:30			
COC Number		n\a	n\a			
	UNITS	1810330-09	1810330-10	RDL	MDL	QC Batch
Inorganics						
Moisture	%	2.5	3.9	1.0	0.50	5785837
Miscellaneous Parameters						
6:2 Fluorotelomer sulfonate	ug/kg	4.2	0.26 U	1.0	0.26	5824609
8:2 Fluorotelomer sulfonate	ug/kg	0.33 U	0.33 U	1.0	0.33	5824609
Perfluorobutane Sulfonate (PFBS)	ug/kg	0.17 U	0.17 U	1.0	0.17	5824609
Perfluorobutanoic acid	ug/kg	0.23 U	0.23 U	1.0	0.23	5824609
Perfluorodecane Sulfonate	ug/kg	0.39 U	0.39 U	1.0	0.39	5824609
Perfluorodecanoic Acid (PFDA)	ug/kg	0.28 U	0.28 U	1.0	0.28	5824609
Perfluorododecanoic Acid (PFDoA)	ug/kg	0.28 U	0.28 U	1.0	0.28	5824609
Perfluoroheptanoic Acid (PFHpA)	ug/kg	0.32 J	0.19 U	1.0	0.19	5824609
Perfluorohexane Sulfonate (PFHxS)	ug/kg	0.24 U	0.24 U	1.0	0.24	5824609
Perfluorohexanoic Acid (PFHxA)	ug/kg	0.14 U	0.14 U	1.0	0.14	5824609
Perfluoro-n-Octanoic Acid (PFOA)	ug/kg	1.9	0.25 U	1.0	0.25	5824609
Perfluorononanoic Acid (PFNA)	ug/kg	3.1	0.22 U	1.0	0.22	5824609
Perfluorooctane Sulfonamide (PFOSA)	ug/kg	0.14 U	0.14 U	1.0	0.14	5824609
Perfluorooctane Sulfonate (PFOS)	ug/kg	1.1	0.26 U	1.0	0.26	5824609
Perfluoropentanoic Acid (PFPeA)	ug/kg	0.25 U	0.25 U	1.0	0.25	5824609
Perfluorotetradecanoic Acid	ug/kg	0.31 U	0.31 U	1.0	0.31	5824609
Perfluorotridecanoic Acid	ug/kg	0.33 U	0.33 U	1.0	0.33	5824609
Perfluoroundecanoic Acid (PFUnA)	ug/kg	0.41 J	0.34 U	1.0	0.34	5824609
Surrogate Recovery (%)						
13C2-6:2 Fluorotelomer sulfonate	%	87	83	N/A	N/A	5824609
13C2-8:2 Fluorotelomer sulfonate	%	82	81	N/A	N/A	5824609
13C2-Perfluorodecanoic acid	%	84	82	N/A	N/A	5824609
13C2-Perfluorododecanoic acid	%	79	77	N/A	N/A	5824609
13C2-Perfluorohexanoic acid	%	84	87	N/A	N/A	5824609
13C2-perfluorotetradecanoic acid	%	83	51	N/A	N/A	5824609
13C2-Perfluoroundecanoic acid	%	78	80	N/A	N/A	5824609
13C4-Perfluorobutanoic acid	%	83	88	N/A	N/A	5824609
13C4-Perfluoroheptanoic acid	%	85	86	N/A	N/A	5824609
13C4-Perfluorooctanesulfonate	%	85	83	N/A	N/A	5824609
13C4-Perfluorooctanoic acid	%	78	83	N/A	N/A	5824609
13C5-Perfluorononanoic acid	%	81	83	N/A	N/A	5824609
13C5-Perfluoropentanoic acid	%	83	87	N/A	N/A	5824609
RDL = Reportable Detection Limit QC Batch = Quality Control Batch N/A = Not Applicable						

RESULTS OF ANALYSES OF SOIL

Maxxam ID		IAA280	IAA281			
Sampling Date		2018/10/09 10:46	2018/10/09 12:30			
COC Number		n\a	n\a			
	UNITS	1810330-09	1810330-10	RDL	MDL	QC Batch
13C8-Perfluorooctane Sulfonamide	%	76	77	N/A	N/A	5824609
18O2-Perfluorohexanesulfonate	%	79	84	N/A	N/A	5824609
RDL = Reportable Detection Limit QC Batch = Quality Control Batch N/A = Not Applicable						

TEST SUMMARY

Maxxam ID: IAA272
Sample ID: 1810330-01
Matrix: Soil

Collected: 2018/10/04
Shipped:
Received: 2018/10/13

Test Description	Instrumentation	Batch	Extracted	Date Analyzed	Analyst
Moisture	BAL	5785837	N/A	2018/10/16	Prgya Panchal
PFOS and PFOA in soil by SPE/LCMS	LCMS	5824609	2018/11/07	2018/11/08	Anjan Desai

Maxxam ID: IAA273
Sample ID: 1810330-02
Matrix: Soil

Collected: 2018/10/04
Shipped:
Received: 2018/10/13

Test Description	Instrumentation	Batch	Extracted	Date Analyzed	Analyst
Moisture	BAL	5785837	N/A	2018/10/16	Prgya Panchal
PFOS and PFOA in soil by SPE/LCMS	LCMS	5824609	2018/11/07	2018/11/08	Anjan Desai

Maxxam ID: IAA273 Dup
Sample ID: 1810330-02
Matrix: Soil

Collected: 2018/10/04
Shipped:
Received: 2018/10/13

Test Description	Instrumentation	Batch	Extracted	Date Analyzed	Analyst
PFOS and PFOA in soil by SPE/LCMS	LCMS	5824609	2018/11/07	2018/11/08	Anjan Desai

Maxxam ID: IAA274
Sample ID: 1810330-03
Matrix: Soil

Collected: 2018/10/04
Shipped:
Received: 2018/10/13

Test Description	Instrumentation	Batch	Extracted	Date Analyzed	Analyst
Moisture	BAL	5785837	N/A	2018/10/16	Prgya Panchal
PFOS and PFOA in soil by SPE/LCMS	LCMS	5824609	2018/11/07	2018/11/08	Anjan Desai

Maxxam ID: IAA275
Sample ID: 1810330-04
Matrix: Soil

Collected: 2018/10/04
Shipped:
Received: 2018/10/13

Test Description	Instrumentation	Batch	Extracted	Date Analyzed	Analyst
Moisture	BAL	5785837	N/A	2018/10/16	Prgya Panchal
PFOS and PFOA in soil by SPE/LCMS	LCMS	5824609	2018/11/07	2018/11/08	Anjan Desai

Maxxam ID: IAA276
Sample ID: 1810330-05
Matrix: Soil

Collected: 2018/10/04
Shipped:
Received: 2018/10/13

Test Description	Instrumentation	Batch	Extracted	Date Analyzed	Analyst
Moisture	BAL	5785837	N/A	2018/10/16	Prgya Panchal
PFOS and PFOA in soil by SPE/LCMS	LCMS	5824609	2018/11/07	2018/11/08	Anjan Desai

TEST SUMMARY

Maxxam ID: IAA277
Sample ID: 1810330-06
Matrix: Soil

Collected: 2018/10/04
Shipped:
Received: 2018/10/13

Test Description	Instrumentation	Batch	Extracted	Date Analyzed	Analyst
Moisture	BAL	5785837	N/A	2018/10/16	Prgya Panchal
PFOS and PFOA in soil by SPE/LCMS	LCMS	5824609	2018/11/07	2018/11/08	Anjan Desai

Maxxam ID: IAA278
Sample ID: 1810330-07
Matrix: Soil

Collected: 2018/10/04
Shipped:
Received: 2018/10/13

Test Description	Instrumentation	Batch	Extracted	Date Analyzed	Analyst
Moisture	BAL	5785837	N/A	2018/10/16	Prgya Panchal
PFOS and PFOA in soil by SPE/LCMS	LCMS	5824609	2018/11/07	2018/11/08	Anjan Desai

Maxxam ID: IAA279
Sample ID: 1810330-08
Matrix: Soil

Collected: 2018/10/04
Shipped:
Received: 2018/10/13

Test Description	Instrumentation	Batch	Extracted	Date Analyzed	Analyst
Moisture	BAL	5785837	N/A	2018/10/16	Prgya Panchal
PFOS and PFOA in soil by SPE/LCMS	LCMS	5824609	2018/11/07	2018/11/08	Anjan Desai

Maxxam ID: IAA280
Sample ID: 1810330-09
Matrix: Soil

Collected: 2018/10/09
Shipped:
Received: 2018/10/13

Test Description	Instrumentation	Batch	Extracted	Date Analyzed	Analyst
Moisture	BAL	5785837	N/A	2018/10/16	Prgya Panchal
PFOS and PFOA in soil by SPE/LCMS	LCMS	5824609	2018/11/07	2018/11/09	Anjan Desai

Maxxam ID: IAA281
Sample ID: 1810330-10
Matrix: Soil

Collected: 2018/10/09
Shipped:
Received: 2018/10/13

Test Description	Instrumentation	Batch	Extracted	Date Analyzed	Analyst
Moisture	BAL	5785837	N/A	2018/10/16	Prgya Panchal
PFOS and PFOA in soil by SPE/LCMS	LCMS	5824609	2018/11/07	2018/11/09	Anjan Desai

GENERAL COMMENTS

Results relate only to the items tested.

QUALITY ASSURANCE REPORT

QA/QC	Batch	Init	QC Type	Parameter	Date Analyzed	Value	% Recovery	UNITS	QC Limits
	5785837	GYA	RPD - Sample/Sample Dup	Moisture	2018/10/16	0		%	20
	5824609	AD9	Matrix Spike(IAA273)	13C2-6:2 Fluorotelomer sulfonate	2018/11/08		83	%	50 - 150
				13C2-8:2 Fluorotelomer sulfonate	2018/11/08		85	%	50 - 150
				13C2-Perfluorodecanoic acid	2018/11/08		81	%	50 - 150
				13C2-Perfluorododecanoic acid	2018/11/08		81	%	50 - 150
				13C2-Perfluorohexanoic acid	2018/11/08		88	%	50 - 150
				13C2-perfluorotetradecanoic acid	2018/11/08		87	%	50 - 150
				13C2-Perfluoroundecanoic acid	2018/11/08		79	%	50 - 150
				13C4-Perfluorobutanoic acid	2018/11/08		91	%	50 - 150
				13C4-Perfluoroheptanoic acid	2018/11/08		87	%	50 - 150
				13C4-Perfluorooctanesulfonate	2018/11/08		87	%	50 - 150
				13C4-Perfluorooctanoic acid	2018/11/08		88	%	50 - 150
				13C5-Perfluorononanoic acid	2018/11/08		88	%	50 - 150
				13C5-Perfluoropentanoic acid	2018/11/08		91	%	50 - 150
				13C8-Perfluorooctane Sulfonamide	2018/11/08		78	%	50 - 150
				18O2-Perfluorohexanesulfonate	2018/11/08		89	%	50 - 150
				6:2 Fluorotelomer sulfonate	2018/11/08		106	%	70 - 130
				8:2 Fluorotelomer sulfonate	2018/11/08		105	%	70 - 130
				Perfluorobutane Sulfonate (PFBS)	2018/11/08		107	%	70 - 130
				Perfluorobutanoic acid	2018/11/08		110	%	70 - 130
				Perfluorodecane Sulfonate	2018/11/08		110	%	70 - 130
				Perfluorodecanoic Acid (PFDA)	2018/11/08		116	%	70 - 130
				Perfluorododecanoic Acid (PFDoA)	2018/11/08		109	%	70 - 130
				Perfluorononanoic Acid (PFNA)	2018/11/08		112	%	70 - 130
				Perfluorooctane Sulfonamide (PFOSA)	2018/11/08		109	%	70 - 130
				Perfluorotetradecanoic Acid	2018/11/08		110	%	70 - 130
				Perfluorotridecanoic Acid	2018/11/08		109	%	70 - 130
				Perfluoroundecanoic Acid (PFUnA)	2018/11/08		113	%	70 - 130
				Perfluoroheptanoic Acid (PFHpA)	2018/11/08		112	%	70 - 130
				Perfluorohexane Sulfonate (PFHxS)	2018/11/08		109	%	70 - 130
				Perfluorohexanoic Acid (PFHxA)	2018/11/08		114	%	70 - 130
				Perfluoro-n-Octanoic Acid (PFOA)	2018/11/08		109	%	70 - 130
				Perfluorooctane Sulfonate (PFOS)	2018/11/08		105	%	70 - 130
				Perfluoropentanoic Acid (PFPeA)	2018/11/08		111	%	70 - 130
	5824609	AD9	Spiked Blank	13C2-6:2 Fluorotelomer sulfonate	2018/11/08		92	%	50 - 150
				13C2-8:2 Fluorotelomer sulfonate	2018/11/08		99	%	50 - 150
				13C2-Perfluorodecanoic acid	2018/11/08		90	%	50 - 150
				13C2-Perfluorododecanoic acid	2018/11/08		83	%	50 - 150
				13C2-Perfluorohexanoic acid	2018/11/08		98	%	50 - 150
				13C2-perfluorotetradecanoic acid	2018/11/08		82	%	50 - 150
				13C2-Perfluoroundecanoic acid	2018/11/08		87	%	50 - 150
				13C4-Perfluorobutanoic acid	2018/11/08		94	%	50 - 150
				13C4-Perfluoroheptanoic acid	2018/11/08		96	%	50 - 150
				13C4-Perfluorooctanesulfonate	2018/11/08		95	%	50 - 150
				13C4-Perfluorooctanoic acid	2018/11/08		93	%	50 - 150
				13C5-Perfluorononanoic acid	2018/11/08		97	%	50 - 150
				13C5-Perfluoropentanoic acid	2018/11/08		96	%	50 - 150
				13C8-Perfluorooctane Sulfonamide	2018/11/08		81	%	50 - 150
				18O2-Perfluorohexanesulfonate	2018/11/08		94	%	50 - 150
				6:2 Fluorotelomer sulfonate	2018/11/08		100	%	70 - 130
				8:2 Fluorotelomer sulfonate	2018/11/08		95	%	70 - 130
				Perfluorobutane Sulfonate (PFBS)	2018/11/08		104	%	70 - 130
				Perfluorobutanoic acid	2018/11/08		108	%	70 - 130
				Perfluorodecane Sulfonate	2018/11/08		101	%	70 - 130

QUALITY ASSURANCE REPORT(CONT'D)

QA/QC Batch	Init	QC Type	Parameter	Date Analyzed	Value	% Recovery	UNITS	QC Limits
			Perfluorodecanoic Acid (PFDA)	2018/11/08		108	%	70 - 130
			Perfluorododecanoic Acid (PFDoA)	2018/11/08		110	%	70 - 130
			Perfluorononanoic Acid (PFNA)	2018/11/08		103	%	70 - 130
			Perfluorooctane Sulfonamide (PFOSA)	2018/11/08		108	%	70 - 130
			Perfluorotetradecanoic Acid	2018/11/08		105	%	70 - 130
			Perfluorotridecanoic Acid	2018/11/08		110	%	70 - 130
			Perfluoroundecanoic Acid (PFUnA)	2018/11/08		104	%	70 - 130
			Perfluoroheptanoic Acid (PFHpA)	2018/11/08		107	%	70 - 130
			Perfluorohexane Sulfonate (PFHxS)	2018/11/08		110	%	70 - 130
			Perfluorohexanoic Acid (PFHxA)	2018/11/08		105	%	70 - 130
			Perfluoro-n-Octanoic Acid (PFOA)	2018/11/08		108	%	70 - 130
			Perfluorooctane Sulfonate (PFOS)	2018/11/08		105	%	70 - 130
			Perfluoropentanoic Acid (PFPeA)	2018/11/08		106	%	70 - 130
5824609	AD9	Method Blank	13C2-6:2 Fluorotelomer sulfonate	2018/11/08		95	%	50 - 150
			13C2-8:2 Fluorotelomer sulfonate	2018/11/08		87	%	50 - 150
			13C2-Perfluorodecanoic acid	2018/11/08		85	%	50 - 150
			13C2-Perfluorododecanoic acid	2018/11/08		73	%	50 - 150
			13C2-Perfluorohexanoic acid	2018/11/08		93	%	50 - 150
			13C2-perfluorotetradecanoic acid	2018/11/08		75	%	50 - 150
			13C2-Perfluoroundecanoic acid	2018/11/08		77	%	50 - 150
			13C4-Perfluorobutanoic acid	2018/11/08		95	%	50 - 150
			13C4-Perfluoroheptanoic acid	2018/11/08		93	%	50 - 150
			13C4-Perfluorooctanesulfonate	2018/11/08		94	%	50 - 150
			13C4-Perfluorooctanoic acid	2018/11/08		94	%	50 - 150
			13C5-Perfluorononanoic acid	2018/11/08		91	%	50 - 150
			13C5-Perfluoropentanoic acid	2018/11/08		92	%	50 - 150
			13C8-Perfluorooctane Sulfonamide	2018/11/08		80	%	50 - 150
			18O2-Perfluorohexanesulfonate	2018/11/08		92	%	50 - 150
			6:2 Fluorotelomer sulfonate	2018/11/08	0.26 U, MDL=0.26		ug/kg	
			8:2 Fluorotelomer sulfonate	2018/11/08	0.33 U, MDL=0.33		ug/kg	
			Perfluorobutane Sulfonate (PFBS)	2018/11/08	0.17 U, MDL=0.17		ug/kg	
			Perfluorobutanoic acid	2018/11/08	0.23 U, MDL=0.23		ug/kg	
			Perfluorodecane Sulfonate	2018/11/08	0.39 U, MDL=0.39		ug/kg	
			Perfluorodecanoic Acid (PFDA)	2018/11/08	0.28 U, MDL=0.28		ug/kg	
			Perfluorododecanoic Acid (PFDoA)	2018/11/08	0.28 U, MDL=0.28		ug/kg	
			Perfluorononanoic Acid (PFNA)	2018/11/08	0.22 U, MDL=0.22		ug/kg	
			Perfluorooctane Sulfonamide (PFOSA)	2018/11/08	0.14 U, MDL=0.14		ug/kg	
			Perfluorotetradecanoic Acid	2018/11/08	0.31 U, MDL=0.31		ug/kg	
			Perfluorotridecanoic Acid	2018/11/08	0.33 U, MDL=0.33		ug/kg	
			Perfluoroundecanoic Acid (PFUnA)	2018/11/08	0.34 U, MDL=0.34		ug/kg	
			Perfluoroheptanoic Acid (PFHpA)	2018/11/08	0.19 U, MDL=0.19		ug/kg	

QUALITY ASSURANCE REPORT(CONT'D)

QA/QC Batch	Init	QC Type	Parameter	Date Analyzed	Value	% Recovery	UNITS	QC Limits
			Perfluorohexane Sulfonate (PFHxS)	2018/11/08	0.24 U, MDL=0.24		ug/kg	
			Perfluorohexanoic Acid (PFHxA)	2018/11/08	0.14 U, MDL=0.14		ug/kg	
			Perfluoro-n-Octanoic Acid (PFOA)	2018/11/08	0.25 U, MDL=0.25		ug/kg	
			Perfluorooctane Sulfonate (PFOS)	2018/11/08	0.26 U, MDL=0.26		ug/kg	
			Perfluoropentanoic Acid (PFPeA)	2018/11/08	0.25 U, MDL=0.25		ug/kg	
5824609	AD9	RPD - Sample/Sample Dup	6:2 Fluorotelomer sulfonate	2018/11/08	8.3		%	30
			8:2 Fluorotelomer sulfonate	2018/11/08	NC		%	30
			Perfluorobutane Sulfonate (PFBS)	2018/11/08	NC		%	30
			Perfluorobutanoic acid	2018/11/08	NC		%	30
			Perfluorodecane Sulfonate	2018/11/08	NC		%	30
			Perfluorodecanoic Acid (PFDA)	2018/11/08	NC		%	30
			Perfluorododecanoic Acid (PFDoA)	2018/11/08	NC		%	30
			Perfluorononanoic Acid (PFNA)	2018/11/08	NC		%	30
			Perfluorooctane Sulfonamide (PFOSA)	2018/11/08	NC		%	25
			Perfluorotetradecanoic Acid	2018/11/08	NC		%	30
			Perfluorotridecanoic Acid	2018/11/08	NC		%	30
			Perfluoroundecanoic Acid (PFUnA)	2018/11/08	NC		%	30
			Perfluoroheptanoic Acid (PFHpA)	2018/11/08	NC		%	30
			Perfluorohexane Sulfonate (PFHxS)	2018/11/08	NC		%	30
			Perfluorohexanoic Acid (PFHxA)	2018/11/08	NC		%	30
			Perfluoro-n-Octanoic Acid (PFOA)	2018/11/08	11		%	30
			Perfluorooctane Sulfonate (PFOS)	2018/11/08	NC		%	30
			Perfluoropentanoic Acid (PFPeA)	2018/11/08	NC		%	30

Matrix Spike: A sample to which a known amount of the analyte of interest has been added. Used to evaluate sample matrix interference.

Spiked Blank: A blank matrix sample to which a known amount of the analyte, usually from a second source, has been added. Used to evaluate method accuracy.

Method Blank: A blank matrix containing all reagents used in the analytical procedure. Used to identify laboratory contamination.

Surrogate: A pure or isotopically labeled compound whose behavior mirrors the analytes of interest. Used to evaluate extraction efficiency.


NC (Duplicate RPD): The duplicate RPD was not calculated. The concentration in the sample and/or duplicate was too low to permit a reliable RPD calculation (absolute difference <= 2x RDL).

VALIDATION SIGNATURE PAGE

The analytical data and all QC contained in this report were reviewed and validated by the following individual(s).



Anastassia Hamanov, Scientific Specialist



Adam Robinson, Supervisor, LC/MS/MS

Maxxam has procedures in place to guard against improper use of the electronic signature and have the required "signatories", as per section 5.10.2 of ISO/IEC 17025:2005(E), signing the reports. For Service Group specific validation please refer to the Validation Signature Page.

ESS Laboratory

Division of Thielsch Engineering, Inc.
 185 Frances Avenue, Cranston RI 02910-2211
 Tel. (401)461-7181 Fax (401)461-4486
 www.esslaboratory.com

MAXXAM

CHAIN OF CUSTODY

ESS Lab # 1810330

Turn Time Standard Other _____
 Regulatory State: **MA** RI CT NH NJ NY ME Other _____
 Is this project for any of the following: (please circle)
 MA-MCP Navy USACE CT DEP Other _____

Reporting Limits - ____ S-1 ____

Electronic Deliverables Excel Access PDF

Co. Name **ESS Laboratory** Project # _____ Project Name **1810330**
 Contact Person **Shawn Morrell** Proj. Location _____
 Address _____ City, State _____ Zip _____ PO # **B02623**
 Tel. ext 3083 email: smorrell@thielsch.com

Analysis

ESS Lab ID	Date	Collection Time	Grab -G Composite-C	Matrix	Sample ID	Pres Code	# of Containers	Type of Container	Vol of Container	PFAS - full list
	10/4/18	8:22	G	S	1810330-01	1	1	AG		X
	10/4/18	8:28	G	S	1810330-02	1	1	AG		X
	10/4/18	8:33	G	S	1810330-03	1	1	AG		X
	10/4/18	10:19	G	S	1810330-04	1	1	AG		X
	10/4/18	10:23	G	S	1810330-05	1	1	AG		X
	10/4/18	11:22	G	S	1810330-06	1	1	AG		X
	10/4/18	11:26	G	S	1810330-07	1	1	AG		X
	10/4/18	11:30	G	S	1810330-08	1	1	AG		X
	10/9/18	10:46	G	S	1810330-09	1	1	AG		X
	10/9/18	12:30	G	S	1810330-10	1	1	AG		X

13-Oct-18 11:57
 Stephanie Pollen

B8R0991
 GUS ENV-623



Container Type: P-Poly G-Glass AG-Amber Glass S-Sterile V-VOA Matrix: S-Soil SD-Solid D-Sludge WW-Wastewater GW-Groundwater SW-Surface Water DW-Drinking Water O-Oil W-Wipes F-Filter

Cooler Present Yes No Internal Use Only Preservation Code: 1-NP, 2-HCl, 3-H2SO4, 4-HNO3, 5-NaOH, 6-MeOH, 7-Asorbic Acid, 8-ZnAct, 9-_____
 Seals Intact Yes No NA: _____ [] Pickup
 Cooler Temperature: _____ [] Technician
 Comments: _____

Relinquished by: (Signature, Date & Time) Received by: (Signature, Date & Time)
 Relinquished by: (Signature, Date & Time) Received by: (Signature, Date & Time)
 Relinquished by: (Signature, Date & Time) Received by: (Signature, Date & Time)

collected in accordance with MADEP CAM VIIA **Report Method Blank & Laboratory Control Sample Results** Ship To: 299 Cayuga Rd Cheektowaga, NY 14225
 32/4.0/2.2

ESS Laboratory

Division of Thielsch Engineering, Inc.
 185 Frances Avenue, Cranston RI 02910
 Tel. (401) 461-7181 Fax (401) 461-4488
 www.esslaboratory.com

CHAIN OF CUSTODY

ESS Lab # **1810330**
 Reporting Limits **S-1**
 Electronic Deliverables Limit Checker Standard Excel
 Other (Please Specify →) **PDF**

Turn Time **STANDARD** Rush
 Regulatory State **MA**
 Is this project for any of the following?:
 OCT RCP OMA MCP ORGP

Company Name **HORSLEY WITTEN GROUP** Project # **17021** Project Name **BARN ON CALL #4**
 Contact Person **JOSEPHINE IBANEZ** Address **90 ROUTE 6A, UNIT 1**
 City **SANDWICH** State **MA** Zip Code **02563** PO #
 Telephone Number **508-833-6600** FAX Number **508-833-3150** Email Address **jibanez@horsleywitten.com**

ESS Lab ID	Collection Date	Collection Time	Sample Type	Sample Matrix	Sample ID	Analysis
1	10/4/18	0822	GRAB	SOIL	DL 11-5ft	X
2		0828			DL 11-10ft	
3		0833			DL 11-15ft	
4		1019			HW-F-10ft	
5		1023			HW-F-15ft	
6		1122			DL 14-5ft	
7		1120			DL 14-10ft	
8	X	1130			DL 14-15ft	X
9	10/9/18				ARFF 3 - 10ft	
10	10/9/18	1230			HW-3	

Container Type: AC-Air Cassette AG-Amber Glass B-BOD Bottle C-Cubitainer G-Glass O-Other (P-Poly) S-Sterile V-Vial **P**
 Container Volume: 1-100 mL 2-2.5 gal **250 ml** 4-300 mL 5-500 mL 6-1L 7-VOA 8-2 oz 9-4 oz 10-8 oz 11-Other **3**
 Preservation Code: **1-Non Preserved** 2-HCl 3-H2SO4 4-HNO3 5-NaOH 6-Methanol 7-Na2S2O3 8-ZnAc, NaOH 9-NH4Cl 10-DI H2O 11-Ascorbic Acid 12-Other **1**
 Number of Containers per Sample: **1**

Laboratory Use Only
 Cooler Present:
 Seals Intact:
 Cooler Temperature: **2.5 °C ICE RC**
 Sampled by: **HW**
 Comments: **PFAS Full list**
 Please specify "Other" preservative and containers types in this space

Relinquished by: (Signature, Date & Time) [Signature] 10/9/18 1310	Received By: (Signature, Date & Time) HW FRIDHE 10/9/18 1310	Relinquished By: (Signature, Date & Time) HW FRIDHE	Received By: (Signature, Date & Time) R Carlson 10/11/18 1040
Relinquished by: (Signature, Date & Time) R Carlson 10/11/18 1821	Received By: (Signature, Date & Time) [Signature] 10/11/18 2032	Relinquished By: (Signature, Date & Time)	Received By: (Signature, Date & Time)



CERTIFICATE OF ANALYSIS

Josphine Ibanez
 Horsley & Witten
 90 Route 6A
 Sandwich, MA 02563

RE: Barn On-Call No. 4 (17027)
ESS Laboratory Work Order Number: 1811141

This signed Certificate of Analysis is our approved release of your analytical results. These results are only representative of sample aliquots received at the laboratory. ESS Laboratory expects its clients to follow all regulatory sampling guidelines. Beginning with this page, the entire report has been paginated. This report should not be copied except in full without the approval of the laboratory. Samples will be disposed of thirty days after the final report has been delivered. If you have any questions or concerns, please feel free to call our Customer Service Department.

Laurel Stoddard
 Laboratory Director

REVIEWED
 By ESS Laboratory at 1:35 pm, Nov 26, 2018

Analytical Summary

The project as described above has been analyzed in accordance with the ESS Quality Assurance Plan. This plan utilizes the following methodologies: US EPA SW-846, US EPA Methods for Chemical Analysis of Water and Wastes per 40 CFR Part 136, APHA Standard Methods for the Examination of Water and Wastewater, American Society for Testing and Materials (ASTM), and other recognized methodologies. The analyses with these noted observations are in conformance to the Quality Assurance Plan. In chromatographic analysis, manual integration is frequently used instead of automated integration because it produces more accurate results.

The test results present in this report are in compliance with TNI and relative state standards, and/or client Quality Assurance Project Plans (QAPP). The laboratory has reviewed the following: Sample Preservations, Hold Times, Initial Calibrations, Continuing Calibrations, Method Blanks, Blank Spikes, Blank Spike Duplicates, Duplicates, Matrix Spikes, Matrix Spike Duplicates, Surrogates and Internal Standards. Any results which were found to be outside of the recommended ranges stated in our SOPs will be noted in the Project Narrative.

Subcontracted Analyses

Maxxam Analytics - Cheektowaga, NY PFOS



CERTIFICATE OF ANALYSIS

Client Name: Horsley & Witten
Client Project ID: Barn On-Call No. 4

ESS Laboratory Work Order: 1811141

SAMPLE RECEIPT

The following samples were received on November 06, 2018 for the analyses specified on the enclosed Chain of Custody Record.

Lab Number	Sample Name	Matrix	Analysis
1811141-01	HW-3	Ground Water	SUB
1811141-02	HW-B S	Ground Water	SUB
1811141-03	HW-B D	Ground Water	SUB
1811141-04	HW-23	Ground Water	SUB
1811141-05	HW-5	Ground Water	SUB
1811141-06	HW-1	Ground Water	SUB



CERTIFICATE OF ANALYSIS

Client Name: Horsley & Witten
Client Project ID: Barn On-Call No. 4

ESS Laboratory Work Order: 1811141

PROJECT NARRATIVE

No unusual observations noted.

End of Project Narrative.

DATA USABILITY LINKS

To ensure you are viewing the most current version of the documents below, please clear your internet cookies for www.ESSLaboratory.com. Consult your IT Support personnel for information on how to clear your internet cookies.

[Definitions of Quality Control Parameters](#)

[Semivolatile Organics Internal Standard Information](#)

[Semivolatile Organics Surrogate Information](#)

[Volatile Organics Internal Standard Information](#)

[Volatile Organics Surrogate Information](#)

[EPH and VPH Alkane Lists](#)



CERTIFICATE OF ANALYSIS

Client Name: Horsley & Witten
Client Project ID: Barn On-Call No. 4

ESS Laboratory Work Order: 1811141

CURRENT SW-846 METHODOLOGY VERSIONS

Analytical Methods

- 1010A - Flashpoint
- 6010C - ICP
- 6020A - ICP MS
- 7010 - Graphite Furnace
- 7196A - Hexavalent Chromium
- 7470A - Aqueous Mercury
- 7471B - Solid Mercury
- 8011 - EDB/DBCP/TCP
- 8015C - GRO/DRO
- 8081B - Pesticides
- 8082A - PCB
- 8100M - TPH
- 8151A - Herbicides
- 8260B - VOA
- 8270D - SVOA
- 8270D SIM - SVOA Low Level
- 9014 - Cyanide
- 9038 - Sulfate
- 9040C - Aqueous pH
- 9045D - Solid pH (Corrosivity)
- 9050A - Specific Conductance
- 9056A - Anions (IC)
- 9060A - TOC
- 9095B - Paint Filter
- MADEP 04-1.1 - EPH
- MADEP 04-2.1 - VPH

Prep Methods

- 3005A - Aqueous ICP Digestion
- 3020A - Aqueous Graphite Furnace / ICP MS Digestion
- 3050B - Solid ICP / Graphite Furnace / ICP MS Digestion
- 3060A - Solid Hexavalent Chromium Digestion
- 3510C - Separatory Funnel Extraction
- 3520C - Liquid / Liquid Extraction
- 3540C - Manual Soxhlet Extraction
- 3541 - Automated Soxhlet Extraction
- 3546 - Microwave Extraction
- 3580A - Waste Dilution
- 5030B - Aqueous Purge and Trap
- 5030C - Aqueous Purge and Trap
- 5035A - Solid Purge and Trap

SW846 Reactivity Methods 7.3.3.2 (Reactive Cyanide) and 7.3.4.1 (Reactive Sulfide) have been withdrawn by EPA. These methods are reported per client request and are not NELAP accredited.



CERTIFICATE OF ANALYSIS

Client Name: Horsley & Witten
Client Project ID: Barn On-Call No. 4

ESS Laboratory Work Order: 1811141

Subcontracted Analysis

Client Sample ID: HW-3
Date Sampled: 10/26/18 12:45

ESS Laboratory Sample ID: 1811141-01
Sample Matrix: Ground Water

<u>Analyte</u>	<u>Results</u>	<u>Units</u>	<u>MRL</u>	<u>Method</u>	<u>DF</u>	<u>Analyst</u>	<u>Analyzed</u>	<u>I/V</u>	<u>F/V</u>
PFOS	See Attached								

Client Sample ID: HW-B S
Date Sampled: 10/26/18 14:23

ESS Laboratory Sample ID: 1811141-02
Sample Matrix: Ground Water

<u>Analyte</u>	<u>Results</u>	<u>Units</u>	<u>MRL</u>	<u>Method</u>	<u>DF</u>	<u>Analyst</u>	<u>Analyzed</u>	<u>I/V</u>	<u>F/V</u>
PFOS	See Attached								

Client Sample ID: HW-B D
Date Sampled: 10/26/18 14:49

ESS Laboratory Sample ID: 1811141-03
Sample Matrix: Ground Water

<u>Analyte</u>	<u>Results</u>	<u>Units</u>	<u>MRL</u>	<u>Method</u>	<u>DF</u>	<u>Analyst</u>	<u>Analyzed</u>	<u>I/V</u>	<u>F/V</u>
PFOS	See Attached								

Client Sample ID: HW-23
Date Sampled: 11/01/18 10:33

ESS Laboratory Sample ID: 1811141-04
Sample Matrix: Ground Water

<u>Analyte</u>	<u>Results</u>	<u>Units</u>	<u>MRL</u>	<u>Method</u>	<u>DF</u>	<u>Analyst</u>	<u>Analyzed</u>	<u>I/V</u>	<u>F/V</u>
PFOS	See Attached								

Client Sample ID: HW-5
Date Sampled: 11/01/18 11:21

ESS Laboratory Sample ID: 1811141-05
Sample Matrix: Ground Water

<u>Analyte</u>	<u>Results</u>	<u>Units</u>	<u>MRL</u>	<u>Method</u>	<u>DF</u>	<u>Analyst</u>	<u>Analyzed</u>	<u>I/V</u>	<u>F/V</u>
PFOS	See Attached								



CERTIFICATE OF ANALYSIS

Client Name: Horsley & Witten
Client Project ID: Barn On-Call No. 4

ESS Laboratory Work Order: 1811141

Subcontracted Analysis

Client Sample ID: HW-1
Date Sampled: 11/01/18 12:14

ESS Laboratory Sample ID: 1811141-06
Sample Matrix: Ground Water

<u>Analyte</u>	<u>Results</u>	<u>Units</u>	<u>MRL</u>	<u>Method</u>	<u>DF</u>	<u>Analyst</u>	<u>Analyzed</u>	<u>I/V</u>	<u>F/V</u>
PFOS	See Attached								



CERTIFICATE OF ANALYSIS

Client Name: Horsley & Witten
Client Project ID: Barn On-Call No. 4

ESS Laboratory Work Order: 1811141

Quality Control Data

Analyte	Result	MRL	Units	Spike Level	Source Result	%REC	%REC Limits	RPD	RPD Limit	Qualifier
---------	--------	-----	-------	-------------	---------------	------	-------------	-----	-----------	-----------



CERTIFICATE OF ANALYSIS

Client Name: Horsley & Witten
Client Project ID: Barn On-Call No. 4

ESS Laboratory Work Order: 1811141

Notes and Definitions

- Z-08 See Attached
- ND Analyte NOT DETECTED at or above the MRL (LOQ), LOD for DoD Reports, MDL for J-Flagged Analytes
- dry Sample results reported on a dry weight basis
- RPD Relative Percent Difference
- MDL Method Detection Limit
- MRL Method Reporting Limit
- LOD Limit of Detection
- LOQ Limit of Quantitation
- DL Detection Limit
- I/V Initial Volume
- F/V Final Volume
- § Subcontracted analysis; see attached report
- 1 Range result excludes concentrations of surrogates and/or internal standards eluting in that range.
- 2 Range result excludes concentrations of target analytes eluting in that range.
- 3 Range result excludes the concentration of the C9-C10 aromatic range.
- Avg Results reported as a mathematical average.
- NR No Recovery
- [CALC] Calculated Analyte
- SUB Subcontracted analysis; see attached report
- RL Reporting Limit
- EDL Estimated Detection Limit
- MF Membrane Filtration
- MPN Most Probably Number
- TNTC Too numerous to Count
- CFU Colony Forming Units



CERTIFICATE OF ANALYSIS

Client Name: Horsley & Witten
Client Project ID: Barn On-Call No. 4

ESS Laboratory Work Order: 181141

ESS LABORATORY CERTIFICATIONS AND ACCREDITATIONS

ENVIRONMENTAL

Rhode Island Potable and Non Potable Water: LAI00179
<http://www.health.ri.gov/find/labs/analytical/ESS.pdf>

Connecticut Potable and Non Potable Water, Solid and Hazardous Waste: PH-0750
http://www.ct.gov/dph/lib/dph/environmental_health/environmental_laboratories/pdf/OutofStateCommercialLaboratories.pdf

Maine Potable and Non Potable Water, and Solid and Hazardous Waste: RI00002
<http://www.maine.gov/dhhs/meecd/environmental-health/dwp/partners/labCert.shtml>

Massachusetts Potable and Non Potable Water: M-RI002
<http://public.dep.state.ma.us/Labcert/Labcert.aspx>

New Hampshire (NELAP accredited) Potable and Non Potable Water, Solid and Hazardous Waste: 2424
<http://des.nh.gov/organization/divisions/water/dwgb/nhelap/index.htm>

New York (NELAP accredited) Non Potable Water, Solid and Hazardous Waste: 11313
<http://www.wadsworth.org/labcert/elap/comm.html>

New Jersey (NELAP accredited) Non Potable Water, Solid and Hazardous Waste: RI006
http://datamine2.state.nj.us/DEP_OPRA/OpraMain/pi_main?mode=pi_by_site&sort_order=PI_NAMEA&Select+a+Site:=58715

United States Department of Agriculture Soil Permit: P330-12-00139

Pennsylvania: 68-01752
<http://www.dep.pa.gov/Business/OtherPrograms/Labs/Pages/Laboratory-Accreditation-Program.aspx>

Your P.O. #: B02815
Your Project #: 1811141
Your C.O.C. #: na

Attention: Shawn Morrell

ESS Laboratory
185 Frances Ave
Cranston, RI
USA 02910

Report Date: 2018/11/22
Report #: R5494758
Version: 1 - Final

CERTIFICATE OF ANALYSIS

MAXXAM JOB #: B8T8425

Received: 2018/11/08, 13:35

Sample Matrix: Water
Samples Received: 6

Analyses	Date		Laboratory Method	Reference
	Quantity Extracted	Date Analyzed		
PFOS and PFOA in water by SPE/LCMS (1)	6	2018/11/09	2018/11/12 CAM SOP-00894	EPA 537 m

Remarks:

Maxxam Analytics' laboratories are accredited to ISO/IEC 17025:2005 for specific parameters on scopes of accreditation. Unless otherwise noted, procedures used by Maxxam are based upon recognized Provincial, Federal or US method compendia such as CCME, MDDELCC, EPA, APHA.

All work recorded herein has been done in accordance with procedures and practices ordinarily exercised by professionals in Maxxam's profession using accepted testing methodologies, quality assurance and quality control procedures (except where otherwise agreed by the client and Maxxam in writing). All data is in statistical control and has met quality control and method performance criteria unless otherwise noted. All method blanks are reported; unless indicated otherwise, associated sample data are not blank corrected. Where applicable, unless otherwise noted, Measurement Uncertainty has not been accounted for when stating conformity to the referenced standard.

Maxxam Analytics' liability is limited to the actual cost of the requested analyses, unless otherwise agreed in writing. There is no other warranty expressed or implied. Maxxam has been retained to provide analysis of samples provided by the Client using the testing methodology referenced in this report. Interpretation and use of test results are the sole responsibility of the Client and are not within the scope of services provided by Maxxam, unless otherwise agreed in writing. Maxxam is not responsible for the accuracy or any data impacts, that result from the information provided by the customer or their agent.

Solid sample results, except biota, are based on dry weight unless otherwise indicated. Organic analyses are not recovery corrected except for isotope dilution methods.

Results relate to samples tested. When sampling is not conducted by Maxxam, results relate to the supplied samples tested.

This Certificate shall not be reproduced except in full, without the written approval of the laboratory.

Reference Method suffix "m" indicates test methods incorporate validated modifications from specific reference methods to improve performance.

* RPDs calculated using raw data. The rounding of final results may result in the apparent difference.

(1) Per- and polyfluoroalkyl substances (PFAS) identified as surrogates on the certificate of analysis represent the extracted internal standard.

U = Undetected at the limit of quantitation.

J = Estimated concentration between the EDL & RDL.

B = Blank Contamination.

Q = One or more quality control criteria failed.

E = Analyte concentration exceeds the maximum concentration level.

K = Estimated maximum possible concentration due to ion abundance ratio failure.

Your P.O. #: B02815
Your Project #: 1811141
Your C.O.C. #: na

Attention: Shawn Morrell

ESS Laboratory
185 Frances Ave
Cranston, RI
USA 02910

Report Date: 2018/11/22
Report #: R5494758
Version: 1 - Final

CERTIFICATE OF ANALYSIS

MAXXAM JOB #: B8T8425

Received: 2018/11/08, 13:35

Encryption Key

Please direct all questions regarding this Certificate of Analysis to your Project Manager.
Stephanie Pollen, Project Manager
Email: SPollen@maxxam.ca
Phone# (905) 817-5700

=====
Maxxam has procedures in place to guard against improper use of the electronic signature and have the required "signatories", as per section 5.10.2 of ISO/IEC 17025:2005(E), signing the reports. For Service Group specific validation please refer to the Validation Signature Page.

RESULTS OF ANALYSES OF WATER

Maxxam ID		IGA042	IGA043	IGA044	IGA045	IGA046			
Sampling Date		2018/10/26 12:45	2018/10/26 14:23	2018/10/26 14:49	2018/10/26 10:33	2018/10/26 11:21			
COC Number		na	na	na	na	na			
	UNITS	1811141-01	1811141-02	1811141-03	1811141-04	1811141-05	RDL	MDL	QC Batch

Miscellaneous Parameters

6:2 Fluorotelomer sulfonate	ug/L	0.12	0.0066 U	0.0066 U	0.0066 U	0.0066 U	0.020	0.0066	5829083
8:2 Fluorotelomer sulfonate	ug/L	0.017 J	0.0066 U	0.0066 U	0.0066 U	0.0066 U	0.020	0.0066	5829083
Perfluorobutanoic acid	ug/L	0.10	0.016 J	0.0058 J	0.0055 U	0.0067 J	0.020	0.0055	5829083
Perfluorobutane Sulfonate (PFBS)	ug/L	0.0054 U	0.0054 U	0.0054 U	0.0054 U	0.0054 U	0.020	0.0054	5829083
Perfluorodecane Sulfonate	ug/L	0.0060 U	0.0060 U	0.0060 U	0.0060 U	0.0060 U	0.020	0.0060	5829083
Perfluoroheptanoic Acid (PFHpA)	ug/L	0.10	0.012 J	0.0074 U	0.0098 J	0.0074 U	0.020	0.0074	5829083
Perfluorohexanoic Acid (PFHxA)	ug/L	0.15	0.032	0.0077 J	0.010 J	0.0042 J	0.020	0.0035	5829083
Perfluorohexane Sulfonate (PFHxS)	ug/L	0.012 J	0.047	0.0056 U	0.023	0.0056 U	0.020	0.0056	5829083
Perfluorononanoic Acid (PFNA)	ug/L	0.023	0.0087 U	0.0087 U	0.0087 U	0.0088 J	0.020	0.0087	5829083
Perfluorooctane Sulfonamide (PFOSA)	ug/L	0.0034 U	0.0034 U	0.0034 U	0.0034 U	0.0034 U	0.020	0.0034	5829083
Perfluoropentanoic Acid (PFPeA)	ug/L	0.32	0.040	0.011 J	0.017 J	0.0075 U	0.020	0.0075	5829083
Perfluorotetradecanoic Acid	ug/L	0.0027 U	0.0027 U	0.0027 U	0.0027 U	0.0027 U	0.020	0.0027	5829083
Perfluorotridecanoic Acid	ug/L	0.0038 U	0.0038 U	0.0038 U	0.0038 U	0.0038 U	0.020	0.0038	5829083
Perfluoroundecanoic Acid (PFUnA)	ug/L	0.0025 U	0.0025 U	0.0025 U	0.0025 U	0.0025 U	0.020	0.0025	5829083
Perfluorodecanoic Acid (PFDA)	ug/L	0.0061 U	0.0061 U	0.0061 U	0.0061 U	0.0061 U	0.020	0.0061	5829083
Perfluorododecanoic Acid (PFDoA)	ug/L	0.0050 U	0.0050 U	0.0050 U	0.0050 U	0.0050 U	0.020	0.0050	5829083
Perfluoro-n-Octanoic Acid (PFOA)	ug/L	0.057	0.020 J	0.012 J	0.011 J	0.011 J	0.020	0.0033	5829083
Perfluorooctane Sulfonate (PFOS)	ug/L	0.053	0.019 J	0.010 J	0.015 J	0.12	0.020	0.0060	5829083

Surrogate Recovery (%)

13C2-6:2 Fluorotelomer sulfonate	%	95	104	91	92	81	N/A	N/A	5829083
13C2-8:2 Fluorotelomer sulfonate	%	91	102	82	87	88	N/A	N/A	5829083
13C2-Perfluorodecanoic acid	%	88	87	87	86	84	N/A	N/A	5829083
13C2-Perfluorododecanoic acid	%	81	81	83	62	72	N/A	N/A	5829083
13C2-Perfluorohexanoic acid	%	93	92	87	92	89	N/A	N/A	5829083
13C2-perfluorotetradecanoic acid	%	66	71	64	42 (1)	61	N/A	N/A	5829083
13C2-Perfluoroundecanoic acid	%	87	86	78	81	81	N/A	N/A	5829083
13C4-Perfluorobutanoic acid	%	91	87	87	90	85	N/A	N/A	5829083
13C4-Perfluoroheptanoic acid	%	93	92	89	92	89	N/A	N/A	5829083

RDL = Reportable Detection Limit

QC Batch = Quality Control Batch

N/A = Not Applicable

(1) Extracted internal standard analyte recovery was below the defined lower control limit (LCL). Because quantitation is performed using isotope dilution techniques, any losses of the native compound that may occur during any of the sample preparation, extraction, cleanup or determinative steps will be mirrored by a similar loss of the labeled standard, and as such can be accounted for and corrected. Therefore, the quantification of these target compounds is not affected by the low extracted internal standard analyte recovery.

RESULTS OF ANALYSES OF WATER

Maxxam ID		IGA042	IGA043	IGA044	IGA045	IGA046			
Sampling Date		2018/10/26 12:45	2018/10/26 14:23	2018/10/26 14:49	2018/10/26 10:33	2018/10/26 11:21			
COC Number		na	na	na	na	na			
	UNITS	1811141-01	1811141-02	1811141-03	1811141-04	1811141-05	RDL	MDL	QC Batch
13C4-Perfluorooctanesulfonate	%	96	99	93	100	92	N/A	N/A	5829083
13C4-Perfluorooctanoic acid	%	92	92	93	92	92	N/A	N/A	5829083
13C5-Perfluorononanoic acid	%	96	93	85	96	86	N/A	N/A	5829083
13C5-Perfluoropentanoic acid	%	91	92	89	95	90	N/A	N/A	5829083
13C8-Perfluorooctane Sulfonamide	%	87	81	83	88	82	N/A	N/A	5829083
18O2-Perfluorohexanesulfonate	%	99	100	90	97	90	N/A	N/A	5829083
RDL = Reportable Detection Limit QC Batch = Quality Control Batch N/A = Not Applicable									

RESULTS OF ANALYSES OF WATER

Maxxam ID		IGA047			
Sampling Date		2018/10/26 12:14			
COC Number		na			
	UNITS	1811141-06	RDL	MDL	QC Batch
Miscellaneous Parameters					
6:2 Fluorotelomer sulfonate	ug/L	0.0066 U	0.020	0.0066	5829083
8:2 Fluorotelomer sulfonate	ug/L	0.0066 U	0.020	0.0066	5829083
Perfluorobutanoic acid	ug/L	0.010 J	0.020	0.0055	5829083
Perfluorobutane Sulfonate (PFBS)	ug/L	0.0054 U	0.020	0.0054	5829083
Perfluorodecane Sulfonate	ug/L	0.0060 U	0.020	0.0060	5829083
Perfluoroheptanoic Acid (PFHpA)	ug/L	0.013 J	0.020	0.0074	5829083
Perfluorohexanoic Acid (PFHxA)	ug/L	0.025	0.020	0.0035	5829083
Perfluorohexane Sulfonate (PFHxS)	ug/L	0.018 J	0.020	0.0056	5829083
Perfluorononanoic Acid (PFNA)	ug/L	0.0087 U	0.020	0.0087	5829083
Perfluorooctane Sulfonamide (PFOSA)	ug/L	0.0034 U	0.020	0.0034	5829083
Perfluoropentanoic Acid (PFPeA)	ug/L	0.025	0.020	0.0075	5829083
Perfluorotetradecanoic Acid	ug/L	0.0027 U	0.020	0.0027	5829083
Perfluorotridecanoic Acid	ug/L	0.0038 U	0.020	0.0038	5829083
Perfluoroundecanoic Acid (PFUnA)	ug/L	0.0025 U	0.020	0.0025	5829083
Perfluorodecanoic Acid (PFDA)	ug/L	0.0061 U	0.020	0.0061	5829083
Perfluorododecanoic Acid (PFDoA)	ug/L	0.0050 U	0.020	0.0050	5829083
Perfluoro-n-Octanoic Acid (PFOA)	ug/L	0.031	0.020	0.0033	5829083
Perfluorooctane Sulfonate (PFOS)	ug/L	0.028	0.020	0.0060	5829083
Surrogate Recovery (%)					
13C2-6:2 Fluorotelomer sulfonate	%	91	N/A	N/A	5829083
13C2-8:2 Fluorotelomer sulfonate	%	84	N/A	N/A	5829083
13C2-Perfluorodecanoic acid	%	80	N/A	N/A	5829083
13C2-Perfluorododecanoic acid	%	74	N/A	N/A	5829083
13C2-Perfluorohexanoic acid	%	86	N/A	N/A	5829083
13C2-perfluorotetradecanoic acid	%	67	N/A	N/A	5829083
13C2-Perfluoroundecanoic acid	%	85	N/A	N/A	5829083
13C4-Perfluorobutanoic acid	%	86	N/A	N/A	5829083
13C4-Perfluoroheptanoic acid	%	90	N/A	N/A	5829083
13C4-Perfluorooctanesulfonate	%	97	N/A	N/A	5829083
13C4-Perfluorooctanoic acid	%	93	N/A	N/A	5829083
13C5-Perfluorononanoic acid	%	91	N/A	N/A	5829083
13C5-Perfluoropentanoic acid	%	89	N/A	N/A	5829083
13C8-Perfluorooctane Sulfonamide	%	84	N/A	N/A	5829083
RDL = Reportable Detection Limit QC Batch = Quality Control Batch N/A = Not Applicable					

RESULTS OF ANALYSES OF WATER

Maxxam ID		IGA047			
Sampling Date		2018/10/26 12:14			
COC Number		na			
	UNITS	1811141-06	RDL	MDL	QC Batch
18O2-Perfluorohexanesulfonate	%	93	N/A	N/A	5829083
RDL = Reportable Detection Limit QC Batch = Quality Control Batch N/A = Not Applicable					

TEST SUMMARY

Maxxam ID: IGA042
Sample ID: 1811141-01
Matrix: Water

Collected: 2018/10/26
Shipped:
Received: 2018/11/08

Test Description	Instrumentation	Batch	Extracted	Date Analyzed	Analyst
PFOS and PFOA in water by SPE/LCMS	LCMS	5829083	2018/11/09	2018/11/12	Adnan Khan

Maxxam ID: IGA043
Sample ID: 1811141-02
Matrix: Water

Collected: 2018/10/26
Shipped:
Received: 2018/11/08

Test Description	Instrumentation	Batch	Extracted	Date Analyzed	Analyst
PFOS and PFOA in water by SPE/LCMS	LCMS	5829083	2018/11/09	2018/11/12	Adnan Khan

Maxxam ID: IGA044
Sample ID: 1811141-03
Matrix: Water

Collected: 2018/10/26
Shipped:
Received: 2018/11/08

Test Description	Instrumentation	Batch	Extracted	Date Analyzed	Analyst
PFOS and PFOA in water by SPE/LCMS	LCMS	5829083	2018/11/09	2018/11/12	Adnan Khan

Maxxam ID: IGA045
Sample ID: 1811141-04
Matrix: Water

Collected: 2018/10/26
Shipped:
Received: 2018/11/08

Test Description	Instrumentation	Batch	Extracted	Date Analyzed	Analyst
PFOS and PFOA in water by SPE/LCMS	LCMS	5829083	2018/11/09	2018/11/12	Adnan Khan

Maxxam ID: IGA046
Sample ID: 1811141-05
Matrix: Water

Collected: 2018/10/26
Shipped:
Received: 2018/11/08

Test Description	Instrumentation	Batch	Extracted	Date Analyzed	Analyst
PFOS and PFOA in water by SPE/LCMS	LCMS	5829083	2018/11/09	2018/11/12	Adnan Khan

Maxxam ID: IGA047
Sample ID: 1811141-06
Matrix: Water

Collected: 2018/10/26
Shipped:
Received: 2018/11/08

Test Description	Instrumentation	Batch	Extracted	Date Analyzed	Analyst
PFOS and PFOA in water by SPE/LCMS	LCMS	5829083	2018/11/09	2018/11/12	Adnan Khan

GENERAL COMMENTS

Results relate only to the items tested.

QUALITY ASSURANCE REPORT

QA/QC		QC Type	Parameter	Date Analyzed	Value	% Recovery	UNITS	QC Limits
Batch	Init							
5829083	AKH	Spiked Blank	13C2-6:2 Fluorotelomer sulfonate	2018/11/12		92	%	50 - 150
			13C2-8:2 Fluorotelomer sulfonate	2018/11/12		87	%	50 - 150
			13C2-Perfluorodecanoic acid	2018/11/12		92	%	50 - 150
			13C2-Perfluorododecanoic acid	2018/11/12		82	%	50 - 150
			13C2-Perfluorohexanoic acid	2018/11/12		88	%	50 - 150
			13C2-perfluorotetradecanoic acid	2018/11/12		75	%	50 - 150
			13C2-Perfluoroundecanoic acid	2018/11/12		85	%	50 - 150
			13C4-Perfluorobutanoic acid	2018/11/12		90	%	50 - 150
			13C4-Perfluoroheptanoic acid	2018/11/12		90	%	50 - 150
			13C4-Perfluorooctanesulfonate	2018/11/12		82	%	50 - 150
			13C4-Perfluorooctanoic acid	2018/11/12		92	%	50 - 150
			13C5-Perfluorononanoic acid	2018/11/12		85	%	50 - 150
			13C5-Perfluoropentanoic acid	2018/11/12		88	%	50 - 150
			13C8-Perfluorooctane Sulfonamide	2018/11/12		83	%	50 - 150
			18O2-Perfluorohexanesulfonate	2018/11/12		90	%	50 - 150
			6:2 Fluorotelomer sulfonate	2018/11/12		89	%	70 - 130
			8:2 Fluorotelomer sulfonate	2018/11/12		84	%	70 - 130
			Perfluorobutanoic acid	2018/11/12		96	%	70 - 130
			Perfluorobutane Sulfonate (PFBS)	2018/11/12		95	%	70 - 130
			Perfluorodecane Sulfonate	2018/11/12		90	%	70 - 130
			Perfluoroheptanoic Acid (PFHpA)	2018/11/12		95	%	70 - 130
			Perfluorohexanoic Acid (PFHxA)	2018/11/12		99	%	70 - 130
			Perfluorohexane Sulfonate (PFHxS)	2018/11/12		96	%	70 - 130
			Perfluorononanoic Acid (PFNA)	2018/11/12		102	%	70 - 130
			Perfluorooctane Sulfonamide (PFOSA)	2018/11/12		89	%	70 - 130
			Perfluoropentanoic Acid (PFPeA)	2018/11/12		97	%	70 - 130
			Perfluorotetradecanoic Acid	2018/11/12		102	%	70 - 130
			Perfluorotridecanoic Acid	2018/11/12		103	%	70 - 130
			Perfluoroundecanoic Acid (PFUnA)	2018/11/12		98	%	70 - 130
			Perfluorodecanoic Acid (PFDA)	2018/11/12		93	%	70 - 130
			Perfluorododecanoic Acid (PFDoA)	2018/11/12		95	%	70 - 130
			Perfluoro-n-Octanoic Acid (PFOA)	2018/11/12		92	%	70 - 130
			Perfluorooctane Sulfonate (PFOS)	2018/11/12		103	%	70 - 130
5829083	AKH	Spiked Blank DUP	13C2-6:2 Fluorotelomer sulfonate	2018/11/12		95	%	50 - 150
			13C2-8:2 Fluorotelomer sulfonate	2018/11/12		80	%	50 - 150
			13C2-Perfluorodecanoic acid	2018/11/12		82	%	50 - 150
			13C2-Perfluorododecanoic acid	2018/11/12		80	%	50 - 150
			13C2-Perfluorohexanoic acid	2018/11/12		92	%	50 - 150
			13C2-perfluorotetradecanoic acid	2018/11/12		77	%	50 - 150
			13C2-Perfluoroundecanoic acid	2018/11/12		90	%	50 - 150
			13C4-Perfluorobutanoic acid	2018/11/12		89	%	50 - 150
			13C4-Perfluoroheptanoic acid	2018/11/12		87	%	50 - 150
			13C4-Perfluorooctanesulfonate	2018/11/12		93	%	50 - 150
			13C4-Perfluorooctanoic acid	2018/11/12		86	%	50 - 150
			13C5-Perfluorononanoic acid	2018/11/12		88	%	50 - 150
			13C5-Perfluoropentanoic acid	2018/11/12		90	%	50 - 150
			13C8-Perfluorooctane Sulfonamide	2018/11/12		77	%	50 - 150
			18O2-Perfluorohexanesulfonate	2018/11/12		92	%	50 - 150
6:2 Fluorotelomer sulfonate	2018/11/12		92	%	70 - 130			
8:2 Fluorotelomer sulfonate	2018/11/12		101	%	70 - 130			
Perfluorobutanoic acid	2018/11/12		98	%	70 - 130			
Perfluorobutane Sulfonate (PFBS)	2018/11/12		94	%	70 - 130			
Perfluorodecane Sulfonate	2018/11/12		95	%	70 - 130			

QUALITY ASSURANCE REPORT(CONT'D)

QA/QC	Batch	Init	QC Type	Parameter	Date Analyzed	Value	% Recovery	UNITS	QC Limits
				Perfluoroheptanoic Acid (PFHpA)	2018/11/12		101	%	70 - 130
				Perfluorohexanoic Acid (PFHxA)	2018/11/12		98	%	70 - 130
				Perfluorohexane Sulfonate (PFHxS)	2018/11/12		96	%	70 - 130
				Perfluorononanoic Acid (PFNA)	2018/11/12		99	%	70 - 130
				Perfluorooctane Sulfonamide (PFOSA)	2018/11/12		99	%	70 - 130
				Perfluoropentanoic Acid (PFPeA)	2018/11/12		95	%	70 - 130
				Perfluorotetradecanoic Acid	2018/11/12		100	%	70 - 130
				Perfluorotridecanoic Acid	2018/11/12		97	%	70 - 130
				Perfluoroundecanoic Acid (PFUnA)	2018/11/12		90	%	70 - 130
				Perfluorodecanoic Acid (PFDA)	2018/11/12		104	%	70 - 130
				Perfluorododecanoic Acid (PFDoA)	2018/11/12		96	%	70 - 130
				Perfluoro-n-Octanoic Acid (PFOA)	2018/11/12		101	%	70 - 130
				Perfluorooctane Sulfonate (PFOS)	2018/11/12		92	%	70 - 130
5829083	AKH	RPD		6:2 Fluorotelomer sulfonate	2018/11/12	3.7		%	30
				8:2 Fluorotelomer sulfonate	2018/11/12	18		%	30
				Perfluorobutanoic acid	2018/11/12	1.9		%	30
				Perfluorobutane Sulfonate (PFBS)	2018/11/12	0.97		%	30
				Perfluorodecane Sulfonate	2018/11/12	6.1		%	30
				Perfluoroheptanoic Acid (PFHpA)	2018/11/12	6.8		%	30
				Perfluorohexanoic Acid (PFHxA)	2018/11/12	1.8		%	30
				Perfluorohexane Sulfonate (PFHxS)	2018/11/12	0.13		%	30
				Perfluorononanoic Acid (PFNA)	2018/11/12	2.9		%	30
				Perfluorooctane Sulfonamide (PFOSA)	2018/11/12	11		%	30
				Perfluoropentanoic Acid (PFPeA)	2018/11/12	1.7		%	30
				Perfluorotetradecanoic Acid	2018/11/12	2.0		%	30
				Perfluorotridecanoic Acid	2018/11/12	6.5		%	30
				Perfluoroundecanoic Acid (PFUnA)	2018/11/12	8.4		%	30
				Perfluorodecanoic Acid (PFDA)	2018/11/12	10		%	30
				Perfluorododecanoic Acid (PFDoA)	2018/11/12	1.4		%	30
				Perfluoro-n-Octanoic Acid (PFOA)	2018/11/12	9.3		%	30
				Perfluorooctane Sulfonate (PFOS)	2018/11/12	10		%	30
5829083	AKH	Method Blank		13C2-6:2 Fluorotelomer sulfonate	2018/11/12		102	%	50 - 150
				13C2-8:2 Fluorotelomer sulfonate	2018/11/12		85	%	50 - 150
				13C2-Perfluorodecanoic acid	2018/11/12		88	%	50 - 150
				13C2-Perfluorododecanoic acid	2018/11/12		78	%	50 - 150
				13C2-Perfluorohexanoic acid	2018/11/12		92	%	50 - 150
				13C2-perfluorotetradecanoic acid	2018/11/12		77	%	50 - 150
				13C2-Perfluoroundecanoic acid	2018/11/12		85	%	50 - 150
				13C4-Perfluorobutanoic acid	2018/11/12		92	%	50 - 150
				13C4-Perfluoroheptanoic acid	2018/11/12		90	%	50 - 150
				13C4-Perfluorooctanesulfonate	2018/11/12		99	%	50 - 150
				13C4-Perfluorooctanoic acid	2018/11/12		95	%	50 - 150
				13C5-Perfluorononanoic acid	2018/11/12		86	%	50 - 150
				13C5-Perfluoropentanoic acid	2018/11/12		91	%	50 - 150
				13C8-Perfluorooctane Sulfonamide	2018/11/12		78	%	50 - 150
				18O2-Perfluorohexanesulfonate	2018/11/12		94	%	50 - 150
				6:2 Fluorotelomer sulfonate	2018/11/12	0.0066 U, MDL=0.0066		ug/L	
				8:2 Fluorotelomer sulfonate	2018/11/12	0.0066 U, MDL=0.0066		ug/L	
				Perfluorobutanoic acid	2018/11/12	0.0055 U, MDL=0.0055		ug/L	

QUALITY ASSURANCE REPORT(CONT'D)

QA/QC Batch	Init	QC Type	Parameter	Date Analyzed	Value	% Recovery	UNITS	QC Limits
			Perfluorobutane Sulfonate (PFBS)	2018/11/12	0.0054 U, MDL=0.0054		ug/L	
			Perfluorodecane Sulfonate	2018/11/12	0.0060 U, MDL=0.0060		ug/L	
			Perfluoroheptanoic Acid (PFHpA)	2018/11/12	0.0074 U, MDL=0.0074		ug/L	
			Perfluorohexanoic Acid (PFHxA)	2018/11/12	0.0035 U, MDL=0.0035		ug/L	
			Perfluorohexane Sulfonate (PFHxS)	2018/11/12	0.0056 U, MDL=0.0056		ug/L	
			Perfluorononanoic Acid (PFNA)	2018/11/12	0.0087 U, MDL=0.0087		ug/L	
			Perfluorooctane Sulfonamide (PFOSA)	2018/11/12	0.0034 U, MDL=0.0034		ug/L	
			Perfluoropentanoic Acid (PFPeA)	2018/11/12	0.0075 U, MDL=0.0075		ug/L	
			Perfluorotetradecanoic Acid	2018/11/12	0.0027 U, MDL=0.0027		ug/L	
			Perfluorotridecanoic Acid	2018/11/12	0.0038 U, MDL=0.0038		ug/L	
			Perfluoroundecanoic Acid (PFUnA)	2018/11/12	0.0025 U, MDL=0.0025		ug/L	
			Perfluorodecanoic Acid (PFDA)	2018/11/12	0.0061 U, MDL=0.0061		ug/L	
			Perfluorododecanoic Acid (PFDoA)	2018/11/12	0.0050 U, MDL=0.0050		ug/L	
			Perfluoro-n-Octanoic Acid (PFOA)	2018/11/12	0.0033 U, MDL=0.0033		ug/L	
			Perfluorooctane Sulfonate (PFOS)	2018/11/12	0.0060 U, MDL=0.0060		ug/L	

Duplicate: Paired analysis of a separate portion of the same sample. Used to evaluate the variance in the measurement.


Spiked Blank: A blank matrix sample to which a known amount of the analyte, usually from a second source, has been added. Used to evaluate method accuracy.

Method Blank: A blank matrix containing all reagents used in the analytical procedure. Used to identify laboratory contamination.

Surrogate: A pure or isotopically labeled compound whose behavior mirrors the analytes of interest. Used to evaluate extraction efficiency.

VALIDATION SIGNATURE PAGE

The analytical data and all QC contained in this report were reviewed and validated by the following individual(s).



Colm McNamara, Senior Analyst, Liquid Chromatography

Maxxam has procedures in place to guard against improper use of the electronic signature and have the required "signatories", as per section 5.10.2 of ISO/IEC 17025:2005(E), signing the reports. For Service Group specific validation please refer to the Validation Signature Page.

ESS Laboratory

Division of Thielsch Engineering, Inc.

185 Frances Avenue, Cranston RI 02910-2211

Tel. (401)461-7181 Fax (401)461-4486

www.esslaboratory.com

CHAIN OF CUSTODY

ESS Lab # 181140 (811141)

Reporting Limits - GW-1

Electronic Deliverables Excel Access PDF

Co. Name
HORSLEY WITTEN GROUP

Project #
17027

Project Name
Barn. on call #4

Contact Person
JOSEPHINE IBANEZ

Proj. Location
BARNSTABLE AIRPORT

Address
90 ROUTE 6A, UNIT 1

City, State
SANDWICH, MA

Zip
02563

PO #

Tel. **508-833-6000**

email: **jibanez@horsleywitten.com**

ESS Lab ID	Date	Collection Time	Grab-G Composite-C	Matrix	Sample ID	Pres Code	# of Containers	Type of Container	Vol of Container	Analysis	PFAS - Full List								
1	10/26/18	1245	G	GW	HW-3	1	1	P	125mL	X									
2	10/26/18	1423	G		HW-B(S)														
3	10/26/18	1449	G		HW-B(D)														
4	11/1/18	1033			HW-23														
5	11/1/18	1121			HW-5														
6	11/1/18	1214	X	X	HW-1	X	X	X	X	X									

Cooler Present Yes No Internal Use Only
 Seals Intact Yes No NA: [M] Pickup
 Cooler Temperature: 3.4 ICE 2C [] Technician

Sampled by: HW
 Comments:

Relinquished by: (Signature, Date & Time)
[Signature] 11/1/18 1340

Received by: (Signature, Date & Time)
HW FRIDGE 11/1/18 1340

Relinquished by: (Signature, Date & Time)
HW FRIDGE 11/6/18 12:05 pm

Received by: (Signature, Date & Time)
[Signature] 11/6/18 1205

Relinquished by: (Signature, Date & Time)
[Signature] 11/6/18 1525

Received by: (Signature, Date & Time)
[Signature] 11/6/18 1741

Relinquished by: (Signature, Date & Time)

Received by: (Signature, Date & Time)

* By circling MA-MCP, client acknowledges sampels were collected in accordance with MADEP CAM VIIA

Please fax to the laboratory all changes to Chain of Custody
Report Method Blank & Laboratory Control Sample Results

CERTIFICATE OF ANALYSIS

Josphine Ibanez
Horsley & Witten
90 Route 6A
Sandwich, MA 02563

RE: Barn On-Call No. 4 (17027)
ESS Laboratory Work Order Number: 1811299

This signed Certificate of Analysis is our approved release of your analytical results. These results are only representative of sample aliquots received at the laboratory. ESS Laboratory expects its clients to follow all regulatory sampling guidelines. Beginning with this page, the entire report has been paginated. This report should not be copied except in full without the approval of the laboratory. Samples will be disposed of thirty days after the final report has been delivered. If you have any questions or concerns, please feel free to call our Customer Service Department.



Laurel Stoddard
Laboratory Director

REVIEWED

By ESS Laboratory at 2:45 pm, Jan 28, 2019

Analytical Summary

The project as described above has been analyzed in accordance with the ESS Quality Assurance Plan. This plan utilizes the following methodologies: US EPA SW-846, US EPA Methods for Chemical Analysis of Water and Wastes per 40 CFR Part 136, APHA Standard Methods for the Examination of Water and Wastewater, American Society for Testing and Materials (ASTM), and other recognized methodologies. The analyses with these noted observations are in conformance to the Quality Assurance Plan. In chromatographic analysis, manual integration is frequently used instead of automated integration because it produces more accurate results.

The test results present in this report are in compliance with TNI and relative state standards, and/or client Quality Assurance Project Plans (QAPP). The laboratory has reviewed the following: Sample Preservations, Hold Times, Initial Calibrations, Continuing Calibrations, Method Blanks, Blank Spikes, Blank Spike Duplicates, Duplicates, Matrix Spikes, Matrix Spike Duplicates, Surrogates and Internal Standards. Any results which were found to be outside of the recommended ranges stated in our SOPs will be noted in the Project Narrative.

Subcontracted Analyses

Boston University Stable Isotope Laboratory - Boston, MA	Isotopic - Compound Specific
Maxxam Analytics - Cheektowaga, NY	PFOS



CERTIFICATE OF ANALYSIS

Client Name: Horsley & Witten
Client Project ID: Barn On-Call No. 4

ESS Laboratory Work Order: 1811299

SAMPLE RECEIPT

The following samples were received on November 12, 2018 for the analyses specified on the enclosed Chain of Custody Record.

Lab Number	Sample Name	Matrix	Analysis
1811299-01	HW-H	Ground Water	SUB
1811299-02	HW-I	Ground Water	SUB
1811299-03	HW-J	Ground Water	SUB
1811299-04	HW-E	Ground Water	SUB
1811299-05	HW-F	Ground Water	SUB
1811299-06	HW-19D	Ground Water	SUB
1811299-07	SW-2	Surface Water	SUB



CERTIFICATE OF ANALYSIS

Client Name: Horsley & Witten
Client Project ID: Barn On-Call No. 4

ESS Laboratory Work Order: 1811299

PROJECT NARRATIVE

No unusual observations noted.

End of Project Narrative.

DATA USABILITY LINKS

To ensure you are viewing the most current version of the documents below, please clear your internet cookies for www.ESSLaboratory.com. Consult your IT Support personnel for information on how to clear your internet cookies.

[Definitions of Quality Control Parameters](#)

[Semivolatile Organics Internal Standard Information](#)

[Semivolatile Organics Surrogate Information](#)

[Volatile Organics Internal Standard Information](#)

[Volatile Organics Surrogate Information](#)

[EPH and VPH Alkane Lists](#)



CERTIFICATE OF ANALYSIS

Client Name: Horsley & Witten
Client Project ID: Barn On-Call No. 4

ESS Laboratory Work Order: 1811299

CURRENT SW-846 METHODOLOGY VERSIONS

Analytical Methods

- 1010A - Flashpoint
- 6010C - ICP
- 6020A - ICP MS
- 7010 - Graphite Furnace
- 7196A - Hexavalent Chromium
- 7470A - Aqueous Mercury
- 7471B - Solid Mercury
- 8011 - EDB/DBCP/TCP
- 8015C - GRO/DRO
- 8081B - Pesticides
- 8082A - PCB
- 8100M - TPH
- 8151A - Herbicides
- 8260B - VOA
- 8270D - SVOA
- 8270D SIM - SVOA Low Level
- 9014 - Cyanide
- 9038 - Sulfate
- 9040C - Aqueous pH
- 9045D - Solid pH (Corrosivity)
- 9050A - Specific Conductance
- 9056A - Anions (IC)
- 9060A - TOC
- 9095B - Paint Filter
- MADEP 04-1.1 - EPH
- MADEP 04-2.1 - VPH

Prep Methods

- 3005A - Aqueous ICP Digestion
- 3020A - Aqueous Graphite Furnace / ICP MS Digestion
- 3050B - Solid ICP / Graphite Furnace / ICP MS Digestion
- 3060A - Solid Hexavalent Chromium Digestion
- 3510C - Separatory Funnel Extraction
- 3520C - Liquid / Liquid Extraction
- 3540C - Manual Soxhlet Extraction
- 3541 - Automated Soxhlet Extraction
- 3546 - Microwave Extraction
- 3580A - Waste Dilution
- 5030B - Aqueous Purge and Trap
- 5030C - Aqueous Purge and Trap
- 5035A - Solid Purge and Trap

SW846 Reactivity Methods 7.3.3.2 (Reactive Cyanide) and 7.3.4.1 (Reactive Sulfide) have been withdrawn by EPA. These methods are reported per client request and are not NELAP accredited.



CERTIFICATE OF ANALYSIS

Client Name: Horsley & Witten
Client Project ID: Barn On-Call No. 4
Client Sample ID: HW-H
Date Sampled: 11/07/18 10:38

ESS Laboratory Work Order: 1811299
ESS Laboratory Sample ID: 1811299-01
Sample Matrix: Ground Water

Subcontracted Analysis

<u>Analyte</u>	<u>Results (MRL)</u>	<u>MDL</u>	<u>Method</u>	<u>Limit</u>	<u>DF</u>	<u>Analyst</u>	<u>Analyzed</u>	<u>Units</u>	<u>Batch</u>
PFOS	See Attached (N/A)								



CERTIFICATE OF ANALYSIS

Client Name: Horsley & Witten
Client Project ID: Barn On-Call No. 4
Client Sample ID: HW-I
Date Sampled: 11/07/18 11:41

ESS Laboratory Work Order: 1811299
ESS Laboratory Sample ID: 1811299-02
Sample Matrix: Ground Water

Subcontracted Analysis

<u>Analyte</u>	<u>Results (MRL)</u>	<u>MDL</u>	<u>Method</u>	<u>Limit</u>	<u>DF</u>	<u>Analyst</u>	<u>Analyzed</u>	<u>Units</u>	<u>Batch</u>
Isotopic - Compound Specific	See Attached (N/A)								
PFOS	See Attached (N/A)								



CERTIFICATE OF ANALYSIS

Client Name: Horsley & Witten
Client Project ID: Barn On-Call No. 4
Client Sample ID: HW-J
Date Sampled: 11/07/18 11:47

ESS Laboratory Work Order: 1811299
ESS Laboratory Sample ID: 1811299-03
Sample Matrix: Ground Water

Subcontracted Analysis

<u>Analyte</u>	<u>Results (MRL)</u>	<u>MDL</u>	<u>Method</u>	<u>Limit</u>	<u>DF</u>	<u>Analyst</u>	<u>Analyzed</u>	<u>Units</u>	<u>Batch</u>
PFOS	See Attached (N/A)								



CERTIFICATE OF ANALYSIS

Client Name: Horsley & Witten
Client Project ID: Barn On-Call No. 4
Client Sample ID: HW-E
Date Sampled: 11/07/18 12:51

ESS Laboratory Work Order: 1811299
ESS Laboratory Sample ID: 1811299-04
Sample Matrix: Ground Water

Subcontracted Analysis

<u>Analyte</u>	<u>Results (MRL)</u>	<u>MDL</u>	<u>Method</u>	<u>Limit</u>	<u>DF</u>	<u>Analyst</u>	<u>Analyzed</u>	<u>Units</u>	<u>Batch</u>
Isotopic - Compound Specific	See Attached (N/A)								
PFOS	See Attached (N/A)								



CERTIFICATE OF ANALYSIS

Client Name: Horsley & Witten
Client Project ID: Barn On-Call No. 4
Client Sample ID: HW-F
Date Sampled: 11/07/18 12:18

ESS Laboratory Work Order: 1811299
ESS Laboratory Sample ID: 1811299-05
Sample Matrix: Ground Water

Subcontracted Analysis

<u>Analyte</u>	<u>Results (MRL)</u>	<u>MDL</u>	<u>Method</u>	<u>Limit</u>	<u>DF</u>	<u>Analyst</u>	<u>Analyzed</u>	<u>Units</u>	<u>Batch</u>
Isotopic - Compound Specific	See Attached (N/A)								
PFOS	See Attached (N/A)								



CERTIFICATE OF ANALYSIS

Client Name: Horsley & Witten
Client Project ID: Barn On-Call No. 4
Client Sample ID: HW-19D
Date Sampled: 11/07/18 14:37

ESS Laboratory Work Order: 1811299
ESS Laboratory Sample ID: 1811299-06
Sample Matrix: Ground Water

Subcontracted Analysis

<u>Analyte</u>	<u>Results (MRL)</u>	<u>MDL</u>	<u>Method</u>	<u>Limit</u>	<u>DF</u>	<u>Analyst</u>	<u>Analyzed</u>	<u>Units</u>	<u>Batch</u>
PFOS	See Attached (N/A)								



CERTIFICATE OF ANALYSIS

Client Name: Horsley & Witten
Client Project ID: Barn On-Call No. 4
Client Sample ID: SW-2
Date Sampled: 11/07/18 15:15

ESS Laboratory Work Order: 1811299
ESS Laboratory Sample ID: 1811299-07
Sample Matrix: Surface Water

Subcontracted Analysis

<u>Analyte</u>	<u>Results (MRL)</u>	<u>MDL</u>	<u>Method</u>	<u>Limit</u>	<u>DF</u>	<u>Analyst</u>	<u>Analyzed</u>	<u>Units</u>	<u>Batch</u>
Isotopic - Compound Specific	See Attached (N/A)								



CERTIFICATE OF ANALYSIS

Client Name: Horsley & Witten
Client Project ID: Barn On-Call No. 4

ESS Laboratory Work Order: 1811299

Notes and Definitions

- Z-08 See Attached
- ND Analyte NOT DETECTED at or above the MRL (LOQ), LOD for DoD Reports, MDL for J-Flagged Analytes
- dry Sample results reported on a dry weight basis
- RPD Relative Percent Difference
- MDL Method Detection Limit
- MRL Method Reporting Limit
- LOD Limit of Detection
- LOQ Limit of Quantitation
- DL Detection Limit
- I/V Initial Volume
- F/V Final Volume
- § Subcontracted analysis; see attached report
- 1 Range result excludes concentrations of surrogates and/or internal standards eluting in that range.
- 2 Range result excludes concentrations of target analytes eluting in that range.
- 3 Range result excludes the concentration of the C9-C10 aromatic range.
- Avg Results reported as a mathematical average.
- NR No Recovery
- [CALC] Calculated Analyte
- SUB Subcontracted analysis; see attached report
- RL Reporting Limit
- EDL Estimated Detection Limit
- MF Membrane Filtration
- MPN Most Probably Number
- TNTC Too numerous to Count
- CFU Colony Forming Units



CERTIFICATE OF ANALYSIS

Client Name: Horsley & Witten
Client Project ID: Barn On-Call No. 4

ESS Laboratory Work Order: 1811299

ESS LABORATORY CERTIFICATIONS AND ACCREDITATIONS

ENVIRONMENTAL

Rhode Island Potable and Non Potable Water: LAI00179

<http://www.health.ri.gov/find/labs/analytical/ESS.pdf>

Connecticut Potable and Non Potable Water, Solid and Hazardous Waste: PH-0750

http://www.ct.gov/dph/lib/dph/environmental_health/environmental_laboratories/pdf/OutofStateCommercialLaboratories.pdf

Maine Potable and Non Potable Water, and Solid and Hazardous Waste: RI00002

<http://www.maine.gov/dhhs/meecd/environmental-health/dwp/partners/labCert.shtml>

Massachusetts Potable and Non Potable Water: M-RI002

<http://public.dep.state.ma.us/Labcert/Labcert.aspx>

New Hampshire (NELAP accredited) Potable and Non Potable Water, Solid and Hazardous Waste: 2424

<http://des.nh.gov/organization/divisions/water/dwgb/nhelap/index.htm>

New York (NELAP accredited) Non Potable Water, Solid and Hazardous Waste: 11313

<http://www.wadsworth.org/labcert/elap/comm.html>

New Jersey (NELAP accredited) Non Potable Water, Solid and Hazardous Waste: RI006

http://datamine2.state.nj.us/DEP_OPRA/OpraMain/pi_main?mode=pi_by_site&sort_order=PI_NAMEA&Select+a+Site:=58715

United States Department of Agriculture Soil Permit: P330-12-00139

Pennsylvania: 68-01752

<http://www.dep.pa.gov/Business/OtherPrograms/Labs/Pages/Laboratory-Accreditation-Program.aspx>

BOSTON UNIVERSITY STABLE ISOTOPE LABORATORY

Data Sheet ¹⁸O Water

Date: 28 January 2019
Client: Kevin Braga
Project: ESS Laboratory
Data emailed: 1/28/19
Samples Returned/Archived:
Data Location: MF 79-79a

Samples arrived: 11/14/18; 12/10/18
Job Number: 18OH 65; 18OH 74
Comments: combined 2 jobs
File name: br18OH65 18OH74.xls

Data normalized to V-SMOW/SLAP scale

Volume Water used: 100 ul per sample

IMPORTANT DISCLAIMER: Due to a quirk in Excel, numbers are shown to 9 decimal places. Values MUST be rounded to 2 decimal places. The accuracy of the data are reliable to 2 decimal places ONLY.

Sample ID	$\delta^{18}\text{O}$ (V-SMOW)	Atm %	Comments
IAEA OH-14	-5.64	0.19899	
IAEA OH-15	-9.59	0.19820	
1811299-2	-6.92	0.19874	
1811299-2	-6.77	0.19877	
1811299-4	-6.79	0.19876	
1811299-4	-6.85	0.19875	
1811299-5	-6.90	0.19874	
1811299-5	-6.88	0.19875	
1811299-7	-2.67	0.19959	
1811299-7	-2.61	0.19960	
1812198-1	-6.74	0.19877	
1812198-1	-6.93	0.19874	
1812198-2	-7.53	0.19861	
1812198-2	-7.57	0.19861	
1812198-3	-7.18	0.19868	
1812198-3	-7.45	0.19863	
1812198-4	-7.29	0.19866	
1812198-4	-7.41	0.19864	
1812198-5	-7.76	0.19857	
1812198-5	-7.71	0.19858	
Antarc IC	-29.83	0.19416	
1812198-6	-7.52	0.19862	
1812198-6	-7.57	0.19861	
1812198-7	-7.13	0.19870	
1812198-7	-7.24	0.19867	
1812232-1	-7.58	0.19860	
1812232-1	-7.54	0.19861	
1812232-2	-6.95	0.19873	
1812232-2	-6.89	0.19874	
1812232-3	-7.28	0.19867	
1812232-3	-7.36	0.19865	
IAEA OH-16	-15.72	0.19698	

Expected Values:	
IAEA OH-14	-5.60
IAEA OH-15	-9.41
IAEA OH-16	-15.41
Ant. IC	-30.00

BOSTON UNIVERSITY STABLE ISOTOPE LABORATORY

Client Data Sheet ²H Water

Date: 22 January 2019
Client: Kevin Braga
Project: ESS Laboratory
Data emailed: 1/28/19
Samples Returned/Archived:
Data Location: MF 79-79a

Samples arrived: 11/14/18; 12/10/18
Job Number: 18OH 65; 18OH 74
Comments: combined 2 jobs
File name: br18OH65 18OH74.xls

Data normalized to VSMOW/SLAP scale

Volume Water used: 100 ul per sample

IMPORTANT DISCLAIMER: Due to a quirk in Excel, numbers are shown to 9 decimal places.

Values MUST be rounded to 2 decimal places. The accuracy of the data are reliable to 2 decimal places ONLY.

Sample ID	δD (V-SMOW)	Atm %	Comments
IAEA OH-14	-37.45	0.01499	
IAEA OH-15	-77.89	0.01436	
1811299-2	-40.41	0.01494	
1811299-2	-40.17	0.01495	
1811299-4	-38.56	0.01497	
1811299-4	-38.87	0.01497	
1811299-5	-38.28	0.01498	
1811299-5	-38.15	0.01498	
1811299-7	-18.65	0.01528	
1811299-7	-20.42	0.01526	
1811299-7	-23.04	0.01521	
1812198-1	-38.19	0.01498	
1812198-1	-37.87	0.01498	
1812198-2	-44.34	0.01488	
1812198-2	-44.39	0.01488	
1812198-3	-44.15	0.01489	
1812198-3	-44.56	0.01488	
1812198-4	-41.86	0.01492	
1812198-4	-42.94	0.01490	
1812198-5	-47.91	0.01483	
1812198-5	-46.82	0.01484	
1812198-5	-47.20	0.01484	
1812198-6	-45.58	0.01486	
1812198-6	-45.48	0.01487	
1812198-7	-41.44	0.01493	
1812198-7	-43.40	0.01490	
1812232-1	-49.29	0.01481	
1812232-1	-49.66	0.01480	
1812232-2	-42.64	0.01491	
1812232-2	-42.57	0.01491	
1812232-3	-44.76	0.01488	*
1812232-3	-41.61	0.01493	*

Expected Values:	
IAEA OH-14	-37.70
IAEA OH-15	-78.00
IAEA OH-16	-113.80
Ant. IC	-239.69

Your P.O. #: B02815
Your Project #: 1811299
Your C.O.C. #: na

Attention: Shawn Morrell

ESS Laboratory
185 Frances Ave
Cranston, RI
USA 02910

Report Date: 2018/11/28
Report #: R5502487
Version: 1 - Final

CERTIFICATE OF ANALYSIS

MAXXAM JOB #: B8U4293

Received: 2018/11/14, 13:51

Sample Matrix: Water
Samples Received: 6

Analyses	Date		Laboratory Method	Reference
	Quantity Extracted	Date Analyzed		
PFOS and PFOA in water by SPE/LCMS (1)	6	2018/11/20	2018/11/23 CAM SOP-00894	EPA 537 m

Remarks:

Maxxam Analytics' laboratories are accredited to ISO/IEC 17025:2005 for specific parameters on scopes of accreditation. Unless otherwise noted, procedures used by Maxxam are based upon recognized Provincial, Federal or US method compendia such as CCME, MDDELCC, EPA, APHA.

All work recorded herein has been done in accordance with procedures and practices ordinarily exercised by professionals in Maxxam's profession using accepted testing methodologies, quality assurance and quality control procedures (except where otherwise agreed by the client and Maxxam in writing). All data is in statistical control and has met quality control and method performance criteria unless otherwise noted. All method blanks are reported; unless indicated otherwise, associated sample data are not blank corrected. Where applicable, unless otherwise noted, Measurement Uncertainty has not been accounted for when stating conformity to the referenced standard.

Maxxam Analytics' liability is limited to the actual cost of the requested analyses, unless otherwise agreed in writing. There is no other warranty expressed or implied. Maxxam has been retained to provide analysis of samples provided by the Client using the testing methodology referenced in this report. Interpretation and use of test results are the sole responsibility of the Client and are not within the scope of services provided by Maxxam, unless otherwise agreed in writing. Maxxam is not responsible for the accuracy or any data impacts, that result from the information provided by the customer or their agent.

Solid sample results, except biota, are based on dry weight unless otherwise indicated. Organic analyses are not recovery corrected except for isotope dilution methods.

Results relate to samples tested. When sampling is not conducted by Maxxam, results relate to the supplied samples tested.

This Certificate shall not be reproduced except in full, without the written approval of the laboratory.

Reference Method suffix "m" indicates test methods incorporate validated modifications from specific reference methods to improve performance.

* RPDs calculated using raw data. The rounding of final results may result in the apparent difference.

(1) Per- and polyfluoroalkyl substances (PFAS) identified as surrogates on the certificate of analysis represent the extracted internal standard.

U = Undetected at the limit of quantitation.

J = Estimated concentration between the EDL & RDL.

B = Blank Contamination.

Q = One or more quality control criteria failed.

E = Analyte concentration exceeds the maximum concentration level.

K = Estimated maximum possible concentration due to ion abundance ratio failure.



Your P.O. #: B02815
Your Project #: 1811299
Your C.O.C. #: na

Attention: Shawn Morrell

ESS Laboratory
185 Frances Ave
Cranston, RI
USA 02910

Report Date: 2018/11/28
Report #: R5502487
Version: 1 - Final

CERTIFICATE OF ANALYSIS

MAXXAM JOB #: B8U4293
Received: 2018/11/14, 13:51

Encryption Key

Please direct all questions regarding this Certificate of Analysis to your Project Manager.
Stephanie Pollen, Project Manager
Email: SPollen@maxxam.ca
Phone# (905) 817-5700

=====
Maxxam has procedures in place to guard against improper use of the electronic signature and have the required "signatories", as per section 5.10.2 of ISO/IEC 17025:2005(E), signing the reports. For Service Group specific validation please refer to the Validation Signature Page.

RESULTS OF ANALYSES OF WATER

Maxxam ID		IHI501			IHI502			IHI503			
Sampling Date		2018/11/07 10:38			2018/11/07 11:41			2018/11/07 11:17			
COC Number		na			na			na			
	UNITS	1811299-01	RDL	MDL	1811299-02	RDL	MDL	1811299-03	RDL	MDL	QC Batch

Miscellaneous Parameters											
6:2 Fluorotelomer sulfonate	ug/L	1.5	0.20	0.066	11	0.40	0.13	0.68	0.020	0.0066	5846951
8:2 Fluorotelomer sulfonate	ug/L	0.0066 U	0.020	0.0066	0.013 U	0.040	0.013	0.024	0.020	0.0066	5846951
Perfluorobutanoic acid	ug/L	0.35	0.020	0.0055	0.18	0.040	0.011	0.023	0.020	0.0055	5846951
Perfluorobutane Sulfonate (PFBS)	ug/L	0.0054 U	0.020	0.0054	0.011 U	0.040	0.011	0.0054 U	0.020	0.0054	5846951
Perfluorodecane Sulfonate	ug/L	0.0060 U	0.020	0.0060	0.012 U	0.040	0.012	0.0060 U	0.020	0.0060	5846951
Perfluoroheptanoic Acid (PFHpA)	ug/L	0.077	0.020	0.0074	0.20	0.040	0.015	0.025	0.020	0.0074	5846951
Perfluorohexanoic Acid (PFHxA)	ug/L	0.92	0.020	0.0035	0.49	0.040	0.0070	0.046	0.020	0.0035	5846951
Perfluorohexane Sulfonate (PFHxS)	ug/L	0.0056 U	0.020	0.0056	0.18	0.040	0.011	0.0056 U	0.020	0.0056	5846951
Perfluorononanoic Acid (PFNA)	ug/L	0.0087 U	0.020	0.0087	0.16	0.040	0.017	0.028	0.020	0.0087	5846951
Perfluorooctane Sulfonamide (PFOSA)	ug/L	0.0034 U	0.020	0.0034	0.0068 U	0.040	0.0068	0.0034 U	0.020	0.0034	5846951
Perfluoropentanoic Acid (PFPeA)	ug/L	1.6	0.20	0.075	0.81	0.040	0.015	0.092	0.020	0.0075	5846951
Perfluorotetradecanoic Acid	ug/L	0.0027 U	0.020	0.0027	0.0054 U	0.040	0.0054	0.0027 U	0.020	0.0027	5846951
Perfluorotridecanoic Acid	ug/L	0.0038 U	0.020	0.0038	0.0076 U	0.040	0.0076	0.0038 U	0.020	0.0038	5846951
Perfluoroundecanoic Acid (PFUnA)	ug/L	0.0025 U	0.020	0.0025	0.0050 U	0.040	0.0050	0.0025 U	0.020	0.0025	5846951
Perfluorodecanoic Acid (PFDA)	ug/L	0.0061 U	0.020	0.0061	0.012 U	0.040	0.012	0.0061 U	0.020	0.0061	5846951
Perfluorododecanoic Acid (PFDoA)	ug/L	0.0050 U	0.020	0.0050	0.010 U	0.040	0.010	0.0050 U	0.020	0.0050	5846951
Perfluoro-n-Octanoic Acid (PFOA)	ug/L	0.0050 J	0.020	0.0033	0.26	0.040	0.0066	0.026	0.020	0.0033	5846951
Perfluorooctane Sulfonate (PFOS)	ug/L	0.0060 U	0.020	0.0060	0.066	0.040	0.012	0.13	0.020	0.0060	5846951

Surrogate Recovery (%)											
13C2-6:2 Fluorotelomer sulfonate	%	87	N/A	N/A	92	N/A	N/A	88	N/A	N/A	5846951
13C2-8:2 Fluorotelomer sulfonate	%	93	N/A	N/A	87	N/A	N/A	87	N/A	N/A	5846951
13C2-Perfluorodecanoic acid	%	83	N/A	N/A	80	N/A	N/A	80	N/A	N/A	5846951
13C2-Perfluorododecanoic acid	%	78	N/A	N/A	73	N/A	N/A	81	N/A	N/A	5846951
13C2-Perfluorohexanoic acid	%	91	N/A	N/A	85	N/A	N/A	88	N/A	N/A	5846951
13C2-perfluorotetradecanoic acid	%	59	N/A	N/A	40 (1)	N/A	N/A	68	N/A	N/A	5846951
13C2-Perfluoroundecanoic acid	%	83	N/A	N/A	78	N/A	N/A	76	N/A	N/A	5846951
13C4-Perfluorobutanoic acid	%	88	N/A	N/A	87	N/A	N/A	88	N/A	N/A	5846951
13C4-Perfluoroheptanoic acid	%	95	N/A	N/A	88	N/A	N/A	89	N/A	N/A	5846951
13C4-Perfluorooctanesulfonate	%	90	N/A	N/A	77	N/A	N/A	88	N/A	N/A	5846951

RDL = Reportable Detection Limit

QC Batch = Quality Control Batch

N/A = Not Applicable

(1) Extracted internal standard analyte recovery was below the defined lower control limit (LCL). Because quantitation is performed using isotope dilution techniques, any losses of the native compound that may occur during any of the sample preparation, extraction, cleanup or determinative steps will be mirrored by a similar loss of the labeled standard, and as such can be accounted for and corrected. Therefore, the quantification of these target compounds is not affected by the low extracted internal standard analyte recovery.

RESULTS OF ANALYSES OF WATER

Maxxam ID		IHI501			IHI502			IHI503			
Sampling Date		2018/11/07 10:38			2018/11/07 11:41			2018/11/07 11:17			
COC Number		na			na			na			
	UNITS	1811299-01	RDL	MDL	1811299-02	RDL	MDL	1811299-03	RDL	MDL	QC Batch
13C4-Perfluorooctanoic acid	%	90	N/A	N/A	88	N/A	N/A	87	N/A	N/A	5846951
13C5-Perfluorononanoic acid	%	91	N/A	N/A	86	N/A	N/A	85	N/A	N/A	5846951
13C5-Perfluoropentanoic acid	%	87	N/A	N/A	86	N/A	N/A	90	N/A	N/A	5846951
13C8-Perfluorooctane Sulfonamide	%	87	N/A	N/A	80	N/A	N/A	82	N/A	N/A	5846951
18O2-Perfluorohexanesulfonate	%	92	N/A	N/A	84	N/A	N/A	86	N/A	N/A	5846951
RDL = Reportable Detection Limit QC Batch = Quality Control Batch N/A = Not Applicable											

RESULTS OF ANALYSES OF WATER

Maxxam ID		IHI504	IHI505	IHI506			
Sampling Date		2018/11/07 12:51	2018/11/07 12:18	2018/11/07 14:37			
COC Number		na	na	na			
	UNITS	1811299-04	1811299-05	1811299-06	RDL	MDL	QC Batch

Miscellaneous Parameters

6:2 Fluorotelomer sulfonate	ug/L	0.0066 U	0.0066 U	0.0066 U	0.020	0.0066	5846951
8:2 Fluorotelomer sulfonate	ug/L	0.0066 U	0.0066 U	0.0066 U	0.020	0.0066	5846951
Perfluorobutanoic acid	ug/L	0.0055 U	0.015 J	0.0055 U	0.020	0.0055	5846951
Perfluorobutane Sulfonate (PFBS)	ug/L	0.0054 U	0.0054 U	0.0054 U	0.020	0.0054	5846951
Perfluorodecane Sulfonate	ug/L	0.0060 U	0.0060 U	0.0060 U	0.020	0.0060	5846951
Perfluoroheptanoic Acid (PFHpA)	ug/L	0.0074 U	0.0074 U	0.0080 J	0.020	0.0074	5846951
Perfluorohexanoic Acid (PFHxA)	ug/L	0.0035 U	0.017 J	0.012 J	0.020	0.0035	5846951
Perfluorohexane Sulfonate (PFHxS)	ug/L	0.0056 U	0.0056 U	0.045	0.020	0.0056	5846951
Perfluorononanoic Acid (PFNA)	ug/L	0.0087 U	0.0087 U	0.0087 U	0.020	0.0087	5846951
Perfluorooctane Sulfonamide (PFOSA)	ug/L	0.0034 U	0.0034 U	0.0034 U	0.020	0.0034	5846951
Perfluoropentanoic Acid (PFPeA)	ug/L	0.0075 U	0.052	0.012 J	0.020	0.0075	5846951
Perfluorotetradecanoic Acid	ug/L	0.0027 U	0.0027 U	0.0027 U	0.020	0.0027	5846951
Perfluorotridecanoic Acid	ug/L	0.0038 U	0.0038 U	0.0038 U	0.020	0.0038	5846951
Perfluoroundecanoic Acid (PFUnA)	ug/L	0.0025 U	0.0025 U	0.0025 U	0.020	0.0025	5846951
Perfluorodecanoic Acid (PFDA)	ug/L	0.0061 U	0.0061 U	0.0061 U	0.020	0.0061	5846951
Perfluorododecanoic Acid (PFDoA)	ug/L	0.0050 U	0.0050 U	0.0050 U	0.020	0.0050	5846951
Perfluoro-n-Octanoic Acid (PFOA)	ug/L	0.0033 U	0.0033 U	0.014 J	0.020	0.0033	5846951
Perfluorooctane Sulfonate (PFOS)	ug/L	0.0060 U	0.0060 U	0.069	0.020	0.0060	5846951

Surrogate Recovery (%)

13C2-6:2 Fluorotelomer sulfonate	%	89	99	91	N/A	N/A	5846951
13C2-8:2 Fluorotelomer sulfonate	%	90	95	87	N/A	N/A	5846951
13C2-Perfluorodecanoic acid	%	85	87	86	N/A	N/A	5846951
13C2-Perfluorododecanoic acid	%	79	81	84	N/A	N/A	5846951
13C2-Perfluorohexanoic acid	%	89	91	89	N/A	N/A	5846951
13C2-perfluorotetradecanoic acid	%	61	69	70	N/A	N/A	5846951
13C2-Perfluoroundecanoic acid	%	78	85	88	N/A	N/A	5846951
13C4-Perfluorobutanoic acid	%	85	88	86	N/A	N/A	5846951
13C4-Perfluoroheptanoic acid	%	89	89	91	N/A	N/A	5846951
13C4-Perfluorooctanesulfonate	%	81	93	93	N/A	N/A	5846951
13C4-Perfluorooctanoic acid	%	85	88	91	N/A	N/A	5846951
13C5-Perfluorononanoic acid	%	90	95	91	N/A	N/A	5846951
13C5-Perfluoropentanoic acid	%	86	90	88	N/A	N/A	5846951
13C8-Perfluorooctane Sulfonamide	%	83	87	85	N/A	N/A	5846951
18O2-Perfluorohexanesulfonate	%	86	91	92	N/A	N/A	5846951

RDL = Reportable Detection Limit

QC Batch = Quality Control Batch

N/A = Not Applicable

TEST SUMMARY

Maxxam ID: IHI501
Sample ID: 1811299-01
Matrix: Water

Collected: 2018/11/07
Shipped:
Received: 2018/11/14

Test Description	Instrumentation	Batch	Extracted	Date Analyzed	Analyst
PFOS and PFOA in water by SPE/LCMS	LCMS	5846951	2018/11/20	2018/11/23	Adnan Khan

Maxxam ID: IHI502
Sample ID: 1811299-02
Matrix: Water

Collected: 2018/11/07
Shipped:
Received: 2018/11/14

Test Description	Instrumentation	Batch	Extracted	Date Analyzed	Analyst
PFOS and PFOA in water by SPE/LCMS	LCMS	5846951	2018/11/20	2018/11/23	Adnan Khan

Maxxam ID: IHI503
Sample ID: 1811299-03
Matrix: Water

Collected: 2018/11/07
Shipped:
Received: 2018/11/14

Test Description	Instrumentation	Batch	Extracted	Date Analyzed	Analyst
PFOS and PFOA in water by SPE/LCMS	LCMS	5846951	2018/11/20	2018/11/23	Adnan Khan

Maxxam ID: IHI504
Sample ID: 1811299-04
Matrix: Water

Collected: 2018/11/07
Shipped:
Received: 2018/11/14

Test Description	Instrumentation	Batch	Extracted	Date Analyzed	Analyst
PFOS and PFOA in water by SPE/LCMS	LCMS	5846951	2018/11/20	2018/11/23	Adnan Khan

Maxxam ID: IHI505
Sample ID: 1811299-05
Matrix: Water

Collected: 2018/11/07
Shipped:
Received: 2018/11/14

Test Description	Instrumentation	Batch	Extracted	Date Analyzed	Analyst
PFOS and PFOA in water by SPE/LCMS	LCMS	5846951	2018/11/20	2018/11/23	Adnan Khan

Maxxam ID: IHI506
Sample ID: 1811299-06
Matrix: Water

Collected: 2018/11/07
Shipped:
Received: 2018/11/14

Test Description	Instrumentation	Batch	Extracted	Date Analyzed	Analyst
PFOS and PFOA in water by SPE/LCMS	LCMS	5846951	2018/11/20	2018/11/23	Adnan Khan

GENERAL COMMENTS

Sample IHI501 [1811299-01] : Per- and polyfluoroalkyl substances (PFAS): Due to high concentrations of the target analytes, a reduced sample volume was extracted and analyzed. Detection limits were adjusted accordingly.

Sample IHI502 [1811299-02] : Per- and polyfluoroalkyl substances (PFAS): Due to high concentrations of the target analytes, a reduced sample volume was extracted and analyzed. Detection limits were adjusted accordingly.

Results relate only to the items tested.

QUALITY ASSURANCE REPORT

QA/QC								
Batch	Init	QC Type	Parameter	Date Analyzed	Value	% Recovery	UNITS	QC Limits
5846951	AKH	Spiked Blank	13C2-6:2 Fluorotelomer sulfonate	2018/11/23		90	%	50 - 150
			13C2-8:2 Fluorotelomer sulfonate	2018/11/23		89	%	50 - 150
			13C2-Perfluorodecanoic acid	2018/11/23		85	%	50 - 150
			13C2-Perfluorododecanoic acid	2018/11/23		83	%	50 - 150
			13C2-Perfluorohexanoic acid	2018/11/23		91	%	50 - 150
			13C2-perfluorotetradecanoic acid	2018/11/23		82	%	50 - 150
			13C2-Perfluoroundecanoic acid	2018/11/23		83	%	50 - 150
			13C4-Perfluorobutanoic acid	2018/11/23		91	%	50 - 150
			13C4-Perfluoroheptanoic acid	2018/11/23		90	%	50 - 150
			13C4-Perfluorooctanesulfonate	2018/11/23		89	%	50 - 150
			13C4-Perfluorooctanoic acid	2018/11/23		85	%	50 - 150
			13C5-Perfluorononanoic acid	2018/11/23		91	%	50 - 150
			13C5-Perfluoropentanoic acid	2018/11/23		91	%	50 - 150
			13C8-Perfluorooctane Sulfonamide	2018/11/23		82	%	50 - 150
			18O2-Perfluorohexanesulfonate	2018/11/23		88	%	50 - 150
			6:2 Fluorotelomer sulfonate	2018/11/23		105	%	70 - 130
			8:2 Fluorotelomer sulfonate	2018/11/23		105	%	70 - 130
			Perfluorobutanoic acid	2018/11/23		105	%	70 - 130
			Perfluorobutane Sulfonate (PFBS)	2018/11/23		107	%	70 - 130
			Perfluorodecane Sulfonate	2018/11/23		102	%	70 - 130
			Perfluoroheptanoic Acid (PFHpA)	2018/11/23		107	%	70 - 130
			Perfluorohexanoic Acid (PFHxA)	2018/11/23		110	%	70 - 130
			Perfluorohexane Sulfonate (PFHxS)	2018/11/23		113	%	70 - 130
			Perfluorononanoic Acid (PFNA)	2018/11/23		101	%	70 - 130
			Perfluorooctane Sulfonamide (PFOSA)	2018/11/23		107	%	70 - 130
			Perfluoropentanoic Acid (PFPeA)	2018/11/23		108	%	70 - 130
			Perfluorotetradecanoic Acid	2018/11/23		109	%	70 - 130
			Perfluorotridecanoic Acid	2018/11/23		108	%	70 - 130
			Perfluoroundecanoic Acid (PFUnA)	2018/11/23		110	%	70 - 130
			Perfluorodecanoic Acid (PFDA)	2018/11/23		109	%	70 - 130
			Perfluorododecanoic Acid (PFDoA)	2018/11/23		107	%	70 - 130
			Perfluoro-n-Octanoic Acid (PFOA)	2018/11/23		112	%	70 - 130
			Perfluorooctane Sulfonate (PFOS)	2018/11/23		106	%	70 - 130
5846951	AKH	Spiked Blank DUP	13C2-6:2 Fluorotelomer sulfonate	2018/11/23		88	%	50 - 150
			13C2-8:2 Fluorotelomer sulfonate	2018/11/23		86	%	50 - 150
			13C2-Perfluorodecanoic acid	2018/11/23		91	%	50 - 150
			13C2-Perfluorododecanoic acid	2018/11/23		86	%	50 - 150
			13C2-Perfluorohexanoic acid	2018/11/23		93	%	50 - 150
			13C2-perfluorotetradecanoic acid	2018/11/23		85	%	50 - 150
			13C2-Perfluoroundecanoic acid	2018/11/23		88	%	50 - 150
			13C4-Perfluorobutanoic acid	2018/11/23		91	%	50 - 150
			13C4-Perfluoroheptanoic acid	2018/11/23		90	%	50 - 150
			13C4-Perfluorooctanesulfonate	2018/11/23		86	%	50 - 150
			13C4-Perfluorooctanoic acid	2018/11/23		90	%	50 - 150
			13C5-Perfluorononanoic acid	2018/11/23		88	%	50 - 150
			13C5-Perfluoropentanoic acid	2018/11/23		91	%	50 - 150
			13C8-Perfluorooctane Sulfonamide	2018/11/23		86	%	50 - 150
			18O2-Perfluorohexanesulfonate	2018/11/23		85	%	50 - 150
			6:2 Fluorotelomer sulfonate	2018/11/23		107	%	70 - 130
			8:2 Fluorotelomer sulfonate	2018/11/23		108	%	70 - 130
			Perfluorobutanoic acid	2018/11/23		104	%	70 - 130
			Perfluorobutane Sulfonate (PFBS)	2018/11/23		107	%	70 - 130
			Perfluorodecane Sulfonate	2018/11/23		99	%	70 - 130
			Perfluoroheptanoic Acid (PFHpA)	2018/11/23		101	%	70 - 130

QUALITY ASSURANCE REPORT(CONT'D)

QA/QC	Batch	Init	QC Type	Parameter	Date Analyzed	Value	% Recovery	UNITS	QC Limits
				Perfluorohexanoic Acid (PFHxA)	2018/11/23		103	%	70 - 130
				Perfluorohexane Sulfonate (PFHxS)	2018/11/23		114	%	70 - 130
				Perfluorononanoic Acid (PFNA)	2018/11/23		105	%	70 - 130
				Perfluorooctane Sulfonamide (PFOSA)	2018/11/23		104	%	70 - 130
				Perfluoropentanoic Acid (PFPeA)	2018/11/23		102	%	70 - 130
				Perfluorotetradecanoic Acid	2018/11/23		106	%	70 - 130
				Perfluorotridecanoic Acid	2018/11/23		109	%	70 - 130
				Perfluoroundecanoic Acid (PFUnA)	2018/11/23		105	%	70 - 130
				Perfluorodecanoic Acid (PFDA)	2018/11/23		105	%	70 - 130
				Perfluorododecanoic Acid (PFDoA)	2018/11/23		105	%	70 - 130
				Perfluoro-n-Octanoic Acid (PFOA)	2018/11/23		102	%	70 - 130
				Perfluorooctane Sulfonate (PFOS)	2018/11/23		110	%	70 - 130
5846951	AKH	RPD		6:2 Fluorotelomer sulfonate	2018/11/23	2.1		%	30
				8:2 Fluorotelomer sulfonate	2018/11/23	2.7		%	30
				Perfluorobutanoic acid	2018/11/23	1.6		%	30
				Perfluorobutane Sulfonate (PFBS)	2018/11/23	0.35		%	30
				Perfluorodecane Sulfonate	2018/11/23	3.1		%	30
				Perfluoroheptanoic Acid (PFHpA)	2018/11/23	5.4		%	30
				Perfluorohexanoic Acid (PFHxA)	2018/11/23	6.3		%	30
				Perfluorohexane Sulfonate (PFHxS)	2018/11/23	0.58		%	30
				Perfluorononanoic Acid (PFNA)	2018/11/23	3.5		%	30
				Perfluorooctane Sulfonamide (PFOSA)	2018/11/23	2.8		%	30
				Perfluoropentanoic Acid (PFPeA)	2018/11/23	5.3		%	30
				Perfluorotetradecanoic Acid	2018/11/23	2.5		%	30
				Perfluorotridecanoic Acid	2018/11/23	0.086		%	30
				Perfluoroundecanoic Acid (PFUnA)	2018/11/23	4.9		%	30
				Perfluorodecanoic Acid (PFDA)	2018/11/23	4.5		%	30
				Perfluorododecanoic Acid (PFDoA)	2018/11/23	2.1		%	30
				Perfluoro-n-Octanoic Acid (PFOA)	2018/11/23	9.2		%	30
				Perfluorooctane Sulfonate (PFOS)	2018/11/23	3.7		%	30
5846951	AKH	Method Blank		13C2-6:2 Fluorotelomer sulfonate	2018/11/23		101	%	50 - 150
				13C2-8:2 Fluorotelomer sulfonate	2018/11/23		92	%	50 - 150
				13C2-Perfluorodecanoic acid	2018/11/23		93	%	50 - 150
				13C2-Perfluorododecanoic acid	2018/11/23		88	%	50 - 150
				13C2-Perfluorohexanoic acid	2018/11/23		100	%	50 - 150
				13C2-perfluorotetradecanoic acid	2018/11/23		86	%	50 - 150
				13C2-Perfluoroundecanoic acid	2018/11/23		89	%	50 - 150
				13C4-Perfluorobutanoic acid	2018/11/23		96	%	50 - 150
				13C4-Perfluoroheptanoic acid	2018/11/23		98	%	50 - 150
				13C4-Perfluorooctanesulfonate	2018/11/23		92	%	50 - 150
				13C4-Perfluorooctanoic acid	2018/11/23		93	%	50 - 150
				13C5-Perfluorononanoic acid	2018/11/23		92	%	50 - 150
				13C5-Perfluoropentanoic acid	2018/11/23		96	%	50 - 150
				13C8-Perfluorooctane Sulfonamide	2018/11/23		93	%	50 - 150
				18O2-Perfluorohexanesulfonate	2018/11/23		91	%	50 - 150
				6:2 Fluorotelomer sulfonate	2018/11/23	0.0066 U, MDL=0.0066		ug/L	
				8:2 Fluorotelomer sulfonate	2018/11/23	0.0066 U, MDL=0.0066		ug/L	
				Perfluorobutanoic acid	2018/11/23	0.0055 U, MDL=0.0055		ug/L	
				Perfluorobutane Sulfonate (PFBS)	2018/11/23	0.0054 U, MDL=0.0054		ug/L	

QUALITY ASSURANCE REPORT(CONT'D)

QA/QC Batch	Init	QC Type	Parameter	Date Analyzed	Value	% Recovery	UNITS	QC Limits
			Perfluorodecane Sulfonate	2018/11/23	0.0060 U, MDL=0.0060		ug/L	
			Perfluoroheptanoic Acid (PFHpA)	2018/11/23	0.0074 U, MDL=0.0074		ug/L	
			Perfluorohexanoic Acid (PFHxA)	2018/11/23	0.0035 U, MDL=0.0035		ug/L	
			Perfluorohexane Sulfonate (PFHxS)	2018/11/23	0.0056 U, MDL=0.0056		ug/L	
			Perfluorononanoic Acid (PFNA)	2018/11/23	0.0087 U, MDL=0.0087		ug/L	
			Perfluorooctane Sulfonamide (PFOSA)	2018/11/23	0.0034 U, MDL=0.0034		ug/L	
			Perfluoropentanoic Acid (PFPeA)	2018/11/23	0.0075 U, MDL=0.0075		ug/L	
			Perfluorotetradecanoic Acid	2018/11/23	0.0027 U, MDL=0.0027		ug/L	
			Perfluorotridecanoic Acid	2018/11/23	0.0038 U, MDL=0.0038		ug/L	
			Perfluoroundecanoic Acid (PFUnA)	2018/11/23	0.0025 U, MDL=0.0025		ug/L	
			Perfluorodecanoic Acid (PFDA)	2018/11/23	0.0061 U, MDL=0.0061		ug/L	
			Perfluorododecanoic Acid (PFDoA)	2018/11/23	0.0050 U, MDL=0.0050		ug/L	
			Perfluoro-n-Octanoic Acid (PFOA)	2018/11/23	0.0033 U, MDL=0.0033		ug/L	
			Perfluorooctane Sulfonate (PFOS)	2018/11/23	0.0060 U, MDL=0.0060		ug/L	

Duplicate: Paired analysis of a separate portion of the same sample. Used to evaluate the variance in the measurement.

Spiked Blank: A blank matrix sample to which a known amount of the analyte, usually from a second source, has been added. Used to evaluate method accuracy.

Method Blank: A blank matrix containing all reagents used in the analytical procedure. Used to identify laboratory contamination.

Surrogate: A pure or isotopically labeled compound whose behavior mirrors the analytes of interest. Used to evaluate extraction efficiency.

VALIDATION SIGNATURE PAGE

The analytical data and all QC contained in this report were reviewed and validated by the following individual(s).



Colm McNamara, Senior Analyst, Liquid Chromatography

Maxxam has procedures in place to guard against improper use of the electronic signature and have the required "signatories", as per section 5.10.2 of ISO/IEC 17025:2005(E), signing the reports. For Service Group specific validation please refer to the Validation Signature Page.

ESS Laboratory Sample and Cooler Receipt Checklist

Client: Horsley Witten Group - KP/B/HDM

ESS Project ID: 1811299

Date Received: 11/12/2018

Shipped/Delivered Via: ESS Courier

Project Due Date: 11/19/2018

Days for Project: 5 Day

- | | |
|--|--|
| <p>1. Air bill manifest present? <input type="checkbox"/> No
Air No.: <u>NA</u></p> <p>2. Were custody seals present? <input type="checkbox"/> No</p> <p>3. Is radiation count <100 CPM? <input type="checkbox"/> Yes</p> <p>4. Is a Cooler Present? <input type="checkbox"/> Yes
Temp: <u>1.8</u> Iced with: <u>Ice</u></p> <p>5. Was COC signed and dated by client? <input type="checkbox"/> Yes</p> | <p>6. Does COC match bottles? <input type="checkbox"/> Yes</p> <p>7. Is COC complete and correct? <input type="checkbox"/> Yes</p> <p>8. Were samples received intact? <input type="checkbox"/> Yes</p> <p>9. Were labs informed about <u>short holds & rushes</u>? Yes / No / <u>NA</u></p> <p>10. Were any analyses received outside of hold time? <u>Yes / No</u></p> |
|--|--|

11. Any Subcontracting needed? Yes / No
 ESS Sample IDs: 1-7
 Analysis: PFAS PFAS
 TAT: 310
12. Were VOAs received? Yes / No
 a. Air bubbles in aqueous VOAs? Yes / No
 b. Does methanol cover soil completely? Yes / No / NA
13. Are the samples properly preserved? Yes / No
 a. If metals preserved upon receipt: Date: _____ Time: _____ By: _____
 b. Low Level VOA vials frozen: Date: _____ Time: _____ By: _____

Sample Receiving Notes:

14. Was there a need to contact Project Manager? Yes / No
 a. Was there a need to contact the client? Yes / No
 Who was contacted? _____ Date: _____ Time: _____ By: _____

Sample Number	Container ID	Proper Container	Air Bubbles Present	Sufficient Volume	Container Type	Preservative	Record pH (Cyanide and 608 Pesticides)
01	288748	Yes	NA	Yes	Other Poly - Unpres	NP	
02	288742	Yes	NA	Yes	250 mL Poly - Unpres	NP	
02	288747	Yes	NA	Yes	Other Poly - Unpres	NP	
03	288746	Yes	NA	Yes	Other Poly - Unpres	NP	
04	288741	Yes	NA	Yes	250 mL Poly - Unpres	NP	
04	288745	Yes	NA	Yes	Other Poly - Unpres	NP	
05	288740	Yes	NA	Yes	250 mL Poly - Unpres	NP	
05	288744	Yes	NA	Yes	Other Poly - Unpres	NP	
06	288743	Yes	NA	Yes	Other Poly - Unpres	NP	
07	288739	Yes	NA	Yes	250 mL Poly - Unpres	NP	

2nd Review

- Are barcode labels on correct containers? Yes / No
 Are all necessary stickers attached? Yes / No
- Completed By: [Signature] Date & Time: 11-12-18 16:45
 Reviewed By: [Signature] Date & Time: 11/12/18 1647
 Delivered By: [Signature] Date & Time: 11/12/18 1647

ESS Laboratory

Division of Thielsch Engineering, Inc.
 185 Frances Avenue, Cranston RI 02910
 Tel. (401) 461-7181 Fax (401) 461-4486
 www.esslaboratory.com

CHAIN OF CUSTODY

ESS Lab # 1811299

Turn Time STANDARD Rush
 Regulatory State MA
 Is this project for any of the following?:
 OCT RCP OMA MCP ORGP

Reporting Limits GW-1
 Electronic Limit Checker Standard Excel
 Deliverables Other (Please Specify ->) PDF

Company Name HORSLEY WITTEN GROUP
 Project # 17027 Project Name BARN ON CALL #4
 Contact Person JOSEPHINE IBANEZ
 Address 90 ROUTE 6A
 City SANDWICH State MA Zip Code 02563 PO #
 Telephone Number 508-833-6600 FAX Number Email Address jibanez@horsleywitten.com

ESS Lab ID	Collection Date	Collection Time	Sample Type	Sample Matrix	Sample ID	Analysis															
						PFAS-FULLLIST	PFAS-ISOTOPIC*														
1	11/7/18	1038	GRAB	GW	HW-H	X															
2		1141			HW-I	X	X														
3		1117			HW-J	X															
4		1251			HW-E	X	X														
5		1218			HW-F	X	X														
6		1437			HW-19D	X															
7	X	1515	X	SW	SW-2		X														

Container Type: AC-Air Cassette AG-Amber Glass B-BOD Bottle C-Cubitainer G-Glass O-Other P-Poly S-Sterile V-Vial
 Container Volume: 1-100 mL 2-2.5 gal 3-250 mL 4-300 mL 5-500 mL 6-1L 7-VOA 8-2 oz 9-4 oz 10-8 oz 11-Other*
 Preservation Code: 1-Non Preserved 2-HCl 3-H2SO4 4-HNO3 5-NaOH 6-Methanol 7-Na2S2O3 8-ZnAc, NaOH 9-NH4Cl 10-DI H2O 11-Ascorbic Acid 12-Other*
 Number of Containers per Sample: 1 1 1

Laboratory Use Only
 Cooler Present:
 Seals Intact:
 Cooler Temperature: 1.8 °C ICE RC
 Sampled by: HW
 Comments: Please specify "Other" preservative and containers types in this space
 * PFAS-isotopic = compound specific isotopic analysis (oxygen-hydrogen)
 PFAS-FULLLIST - Maxxam; isotopic - BU
 Relinquished by: (Signature, Date & Time) Received By: (Signature, Date & Time)
 Relinquished by: (Signature, Date & Time) Received By: (Signature, Date & Time)

CERTIFICATE OF ANALYSIS

Josphine Ibanez
Horsley & Witten
90 Route 6A
Sandwich, MA 02563

RE: Barn On-Call No. 4 (17027)
ESS Laboratory Work Order Number: 1812164

This signed Certificate of Analysis is our approved release of your analytical results. These results are only representative of sample aliquots received at the laboratory. ESS Laboratory expects its clients to follow all regulatory sampling guidelines. Beginning with this page, the entire report has been paginated. This report should not be copied except in full without the approval of the laboratory. Samples will be disposed of thirty days after the final report has been delivered. If you have any questions or concerns, please feel free to call our Customer Service Department.



Laurel Stoddard
Laboratory Director

REVIEWED

By ESS Laboratory at 12:38 pm, Dec 20, 2018

Analytical Summary

The project as described above has been analyzed in accordance with the ESS Quality Assurance Plan. This plan utilizes the following methodologies: US EPA SW-846, US EPA Methods for Chemical Analysis of Water and Wastes per 40 CFR Part 136, APHA Standard Methods for the Examination of Water and Wastewater, American Society for Testing and Materials (ASTM), and other recognized methodologies. The analyses with these noted observations are in conformance to the Quality Assurance Plan. In chromatographic analysis, manual integration is frequently used instead of automated integration because it produces more accurate results.

The test results present in this report are in compliance with TNI and relative state standards, and/or client Quality Assurance Project Plans (QAPP). The laboratory has reviewed the following: Sample Preservations, Hold Times, Initial Calibrations, Continuing Calibrations, Method Blanks, Blank Spikes, Blank Spike Duplicates, Duplicates, Matrix Spikes, Matrix Spike Duplicates, Surrogates and Internal Standards. Any results which were found to be outside of the recommended ranges stated in our SOPs will be noted in the Project Narrative.

Subcontracted Analyses

Maxxam Analytics - Cheektowaga, NY

PFOS



CERTIFICATE OF ANALYSIS

Client Name: Horsley & Witten
Client Project ID: Barn On-Call No. 4

ESS Laboratory Work Order: 1812164

SAMPLE RECEIPT

The following samples were received on December 06, 2018 for the analyses specified on the enclosed Chain of Custody Record.

Lab Number	Sample Name	Matrix	Analysis
1812164-01	HW-G S	Ground Water	SUB
1812164-02	HW-G M	Ground Water	SUB
1812164-03	HW-G D	Ground Water	SUB
1812164-04	HW-302	Ground Water	SUB
1812164-05	OW-9S	Ground Water	SUB
1812164-06	OW-9D	Ground Water	8270D SIM, SUB
1812164-07	OW-9DD	Ground Water	8270D SIM, SUB
1812164-08	OW-9M	Ground Water	SUB



CERTIFICATE OF ANALYSIS

Client Name: Horsley & Witten
Client Project ID: Barn On-Call No. 4

ESS Laboratory Work Order: 1812164

PROJECT NARRATIVE

8270D(SIM) Semi-Volatile Organic Compounds w/ Isotope Dilution

C8L0209-TUN1 [Benzidine tailing factor >2.](#)

C8L0209-TUN1 [Pentachlorophenol tailing factor > 2.](#)

No other observations noted.

End of Project Narrative.

DATA USABILITY LINKS

To ensure you are viewing the most current version of the documents below, please clear your internet cookies for www.ESSLaboratory.com. Consult your IT Support personnel for information on how to clear your internet cookies.

[Definitions of Quality Control Parameters](#)

[Semivolatile Organics Internal Standard Information](#)

[Semivolatile Organics Surrogate Information](#)

[Volatile Organics Internal Standard Information](#)

[Volatile Organics Surrogate Information](#)

[EPH and VPH Alkane Lists](#)



CERTIFICATE OF ANALYSIS

Client Name: Horsley & Witten
Client Project ID: Barn On-Call No. 4

ESS Laboratory Work Order: 1812164

CURRENT SW-846 METHODOLOGY VERSIONS

Analytical Methods

- 1010A - Flashpoint
- 6010C - ICP
- 6020A - ICP MS
- 7010 - Graphite Furnace
- 7196A - Hexavalent Chromium
- 7470A - Aqueous Mercury
- 7471B - Solid Mercury
- 8011 - EDB/DBCP/TCP
- 8015C - GRO/DRO
- 8081B - Pesticides
- 8082A - PCB
- 8100M - TPH
- 8151A - Herbicides
- 8260B - VOA
- 8270D - SVOA
- 8270D SIM - SVOA Low Level
- 9014 - Cyanide
- 9038 - Sulfate
- 9040C - Aqueous pH
- 9045D - Solid pH (Corrosivity)
- 9050A - Specific Conductance
- 9056A - Anions (IC)
- 9060A - TOC
- 9095B - Paint Filter
- MADEP 04-1.1 - EPH
- MADEP 04-2.1 - VPH

Prep Methods

- 3005A - Aqueous ICP Digestion
- 3020A - Aqueous Graphite Furnace / ICP MS Digestion
- 3050B - Solid ICP / Graphite Furnace / ICP MS Digestion
- 3060A - Solid Hexavalent Chromium Digestion
- 3510C - Separatory Funnel Extraction
- 3520C - Liquid / Liquid Extraction
- 3540C - Manual Soxhlet Extraction
- 3541 - Automated Soxhlet Extraction
- 3546 - Microwave Extraction
- 3580A - Waste Dilution
- 5030B - Aqueous Purge and Trap
- 5030C - Aqueous Purge and Trap
- 5035A - Solid Purge and Trap

SW846 Reactivity Methods 7.3.3.2 (Reactive Cyanide) and 7.3.4.1 (Reactive Sulfide) have been withdrawn by EPA. These methods are reported per client request and are not NELAP accredited.



CERTIFICATE OF ANALYSIS

Client Name: Horsley & Witten
Client Project ID: Barn On-Call No. 4
Client Sample ID: HW-G S
Date Sampled: 12/03/18 11:05

ESS Laboratory Work Order: 1812164
ESS Laboratory Sample ID: 1812164-01
Sample Matrix: Ground Water

Subcontracted Analysis

<u>Analyte</u>	<u>Results (MRL)</u>	<u>MDL</u>	<u>Method</u>	<u>Limit</u>	<u>DF</u>	<u>Analyst</u>	<u>Analyzed</u>	<u>Units</u>	<u>Batch</u>
PFOS	See Attached (N/A)								



CERTIFICATE OF ANALYSIS

Client Name: Horsley & Witten
Client Project ID: Barn On-Call No. 4
Client Sample ID: HW-G M
Date Sampled: 12/03/18 11:54

ESS Laboratory Work Order: 1812164
ESS Laboratory Sample ID: 1812164-02
Sample Matrix: Ground Water

Subcontracted Analysis

<u>Analyte</u>	<u>Results (MRL)</u>	<u>MDL</u>	<u>Method</u>	<u>Limit</u>	<u>DF</u>	<u>Analyst</u>	<u>Analyzed</u>	<u>Units</u>	<u>Batch</u>
PFOS	See Attached (N/A)								



CERTIFICATE OF ANALYSIS

Client Name: Horsley & Witten
Client Project ID: Barn On-Call No. 4
Client Sample ID: HW-G D
Date Sampled: 12/03/18 12:57

ESS Laboratory Work Order: 1812164
ESS Laboratory Sample ID: 1812164-03
Sample Matrix: Ground Water

Subcontracted Analysis

<u>Analyte</u>	<u>Results (MRL)</u>	<u>MDL</u>	<u>Method</u>	<u>Limit</u>	<u>DF</u>	<u>Analyst</u>	<u>Analyzed</u>	<u>Units</u>	<u>Batch</u>
PFOS	See Attached (N/A)								



CERTIFICATE OF ANALYSIS

Client Name: Horsley & Witten
Client Project ID: Barn On-Call No. 4
Client Sample ID: HW-302
Date Sampled: 12/03/18 15:00

ESS Laboratory Work Order: 1812164
ESS Laboratory Sample ID: 1812164-04
Sample Matrix: Ground Water

Subcontracted Analysis

<u>Analyte</u>	<u>Results (MRL)</u>	<u>MDL</u>	<u>Method</u>	<u>Limit</u>	<u>DF</u>	<u>Analyst</u>	<u>Analyzed</u>	<u>Units</u>	<u>Batch</u>
PFOS	See Attached (N/A)								



CERTIFICATE OF ANALYSIS

Client Name: Horsley & Witten
Client Project ID: Barn On-Call No. 4
Client Sample ID: OW-9S
Date Sampled: 12/03/18 16:25

ESS Laboratory Work Order: 1812164
ESS Laboratory Sample ID: 1812164-05
Sample Matrix: Ground Water

Subcontracted Analysis

<u>Analyte</u>	<u>Results (MRL)</u>	<u>MDL</u>	<u>Method</u>	<u>Limit</u>	<u>DF</u>	<u>Analyst</u>	<u>Analyzed</u>	<u>Units</u>	<u>Batch</u>
PFOS	See Attached (N/A)								



CERTIFICATE OF ANALYSIS

Client Name: Horsley & Witten
Client Project ID: Barn On-Call No. 4
Client Sample ID: OW-9D
Date Sampled: 12/03/18 15:10
Percent Solids: N/A
Initial Volume: 500
Final Volume: 0.5
Extraction Method: 3535A

ESS Laboratory Work Order: 1812164
ESS Laboratory Sample ID: 1812164-06
Sample Matrix: Ground Water
Units: ug/L
Analyst: VSC
Prepared: 12/10/18 18:20

8270D(SIM) Semi-Volatile Organic Compounds w/ Isotope Dilution

<u>Analyte</u>	<u>Results (MRL)</u>	<u>MDL</u>	<u>Method</u>	<u>Limit</u>	<u>DF</u>	<u>Analyzed</u>	<u>Sequence</u>	<u>Batch</u>
1,4-Dioxane	ND (0.250)		8270D SIM		1	12/11/18 18:32	C8L0209	CL81047
		<i>%Recovery</i>	<i>Qualifier</i>	<i>Limits</i>				
<i>Surrogate: 1,4-Dioxane-d8</i>		47 %		15-115				



CERTIFICATE OF ANALYSIS

Client Name: Horsley & Witten
Client Project ID: Barn On-Call No. 4
Client Sample ID: OW-9D
Date Sampled: 12/03/18 15:10

ESS Laboratory Work Order: 1812164
ESS Laboratory Sample ID: 1812164-06
Sample Matrix: Ground Water

Subcontracted Analysis

<u>Analyte</u>	<u>Results (MRL)</u>	<u>MDL</u>	<u>Method</u>	<u>Limit</u>	<u>DF</u>	<u>Analyst</u>	<u>Analyzed</u>	<u>Units</u>	<u>Batch</u>
PFOS	See Attached (N/A)								



CERTIFICATE OF ANALYSIS

Client Name: Horsley & Witten
 Client Project ID: Barn On-Call No. 4
 Client Sample ID: OW-9DD
 Date Sampled: 12/03/18 14:00
 Percent Solids: N/A
 Initial Volume: 500
 Final Volume: 0.5
 Extraction Method: 3535A

ESS Laboratory Work Order: 1812164
 ESS Laboratory Sample ID: 1812164-07
 Sample Matrix: Ground Water
 Units: ug/L
 Analyst: VSC
 Prepared: 12/10/18 18:20

8270D(SIM) Semi-Volatile Organic Compounds w/ Isotope Dilution

<u>Analyte</u>	<u>Results (MRL)</u>	<u>MDL</u>	<u>Method</u>	<u>Limit</u>	<u>DF</u>	<u>Analyzed</u>	<u>Sequence</u>	<u>Batch</u>
1,4-Dioxane	0.732 (0.250)		8270D SIM		1	12/11/18 19:06	C8L0209	CL81047
		<i>%Recovery</i>	<i>Qualifier</i>	<i>Limits</i>				
<i>Surrogate: 1,4-Dioxane-d8</i>		35 %		15-115				



CERTIFICATE OF ANALYSIS

Client Name: Horsley & Witten
Client Project ID: Barn On-Call No. 4
Client Sample ID: OW-9DD
Date Sampled: 12/03/18 14:00

ESS Laboratory Work Order: 1812164
ESS Laboratory Sample ID: 1812164-07
Sample Matrix: Ground Water

Subcontracted Analysis

<u>Analyte</u>	<u>Results (MRL)</u>	<u>MDL</u>	<u>Method</u>	<u>Limit</u>	<u>DF</u>	<u>Analyst</u>	<u>Analyzed</u>	<u>Units</u>	<u>Batch</u>
PFOS	See Attached (N/A)								



CERTIFICATE OF ANALYSIS

Client Name: Horsley & Witten
Client Project ID: Barn On-Call No. 4
Client Sample ID: OW-9M
Date Sampled: 12/03/18 16:00

ESS Laboratory Work Order: 1812164
ESS Laboratory Sample ID: 1812164-08
Sample Matrix: Ground Water

Subcontracted Analysis

<u>Analyte</u>	<u>Results (MRL)</u>	<u>MDL</u>	<u>Method</u>	<u>Limit</u>	<u>DF</u>	<u>Analyst</u>	<u>Analyzed</u>	<u>Units</u>	<u>Batch</u>
PFOS	See Attached (N/A)								



CERTIFICATE OF ANALYSIS

Client Name: Horsley & Witten
 Client Project ID: Barn On-Call No. 4

ESS Laboratory Work Order: 1812164

Quality Control Data

Analyte	Result	MRL	Units	Spike Level	Source Result	%REC	%REC Limits	RPD	RPD Limit	Qualifier
8270D(SIM) Semi-Volatile Organic Compounds w/ Isotope Dilution										
Batch CL81047 - 3535A										
Blank										
1,4-Dioxane	ND	0.250	ug/L							
Surrogate: 1,4-Dioxane-d8	ND		ug/L	5.000		31	15-115			
LCS										
1,4-Dioxane	11.7	0.250	ug/L	10.00		117	40-140			
Surrogate: 1,4-Dioxane-d8	1.57		ug/L	5.000		31	15-115			
LCS Dup										
1,4-Dioxane	10.9	0.250	ug/L	10.00		109	40-140	7	20	
Surrogate: 1,4-Dioxane-d8	2.09		ug/L	5.000		42	15-115			



CERTIFICATE OF ANALYSIS

Client Name: Horsley & Witten
Client Project ID: Barn On-Call No. 4

ESS Laboratory Work Order: 1812164

Notes and Definitions

- Z-08 See Attached
- U Analyte included in the analysis, but not detected
- PT Pentachlorophenol tailing factor > 2.
- BT Benzidine tailing factor >2.
- ND Analyte NOT DETECTED at or above the MRL (LOQ), LOD for DoD Reports, MDL for J-Flagged Analytes
- dry Sample results reported on a dry weight basis
- RPD Relative Percent Difference
- MDL Method Detection Limit
- MRL Method Reporting Limit
- LOD Limit of Detection
- LOQ Limit of Quantitation
- DL Detection Limit
- I/V Initial Volume
- F/V Final Volume
- § Subcontracted analysis; see attached report
- 1 Range result excludes concentrations of surrogates and/or internal standards eluting in that range.
- 2 Range result excludes concentrations of target analytes eluting in that range.
- 3 Range result excludes the concentration of the C9-C10 aromatic range.
- Avg Results reported as a mathematical average.
- NR No Recovery
- [CALC] Calculated Analyte
- SUB Subcontracted analysis; see attached report
- RL Reporting Limit
- EDL Estimated Detection Limit
- MF Membrane Filtration
- MPN Most Probably Number
- TNTC Too numerous to Count
- CFU Colony Forming Units



CERTIFICATE OF ANALYSIS

Client Name: Horsley & Witten
Client Project ID: Barn On-Call No. 4

ESS Laboratory Work Order: 1812164

ESS LABORATORY CERTIFICATIONS AND ACCREDITATIONS

ENVIRONMENTAL

Rhode Island Potable and Non Potable Water: LAI00179

<http://www.health.ri.gov/find/labs/analytical/ESS.pdf>

Connecticut Potable and Non Potable Water, Solid and Hazardous Waste: PH-0750

http://www.ct.gov/dph/lib/dph/environmental_health/environmental_laboratories/pdf/OutofStateCommercialLaboratories.pdf

Maine Potable and Non Potable Water, and Solid and Hazardous Waste: RI00002

<http://www.maine.gov/dhhs/meecd/environmental-health/dwp/partners/labCert.shtml>

Massachusetts Potable and Non Potable Water: M-RI002

<http://public.dep.state.ma.us/Labcert/Labcert.aspx>

New Hampshire (NELAP accredited) Potable and Non Potable Water, Solid and Hazardous Waste: 2424

<http://des.nh.gov/organization/divisions/water/dwgb/nhelap/index.htm>

New York (NELAP accredited) Non Potable Water, Solid and Hazardous Waste: 11313

<http://www.wadsworth.org/labcert/elap/comm.html>

New Jersey (NELAP accredited) Non Potable Water, Solid and Hazardous Waste: RI006

http://datamine2.state.nj.us/DEP_OPRA/OpraMain/pi_main?mode=pi_by_site&sort_order=PI_NAMEA&Select+a+Site:=58715

United States Department of Agriculture Soil Permit: P330-12-00139

Pennsylvania: 68-01752

<http://www.dep.pa.gov/Business/OtherPrograms/Labs/Pages/Laboratory-Accreditation-Program.aspx>

Your P.O. #: B02815
Your Project #: 1812164
Your C.O.C. #: n/a

Attention: Shawn Morrell

ESS Laboratory
185 Frances Ave
Cranston, RI
USA 02910

Report Date: 2018/12/19
Report #: R5532656
Version: 1 - Final

CERTIFICATE OF ANALYSIS

MAXXAM JOB #: B8W9074

Received: 2018/12/08, 12:11

Sample Matrix: Water
Samples Received: 8

Analyses	Date		Laboratory Method	Reference
	Quantity Extracted	Date Analyzed		
PFOS and PFOA in water by SPE/LCMS (1)	8	2018/12/16	2018/12/17 CAM SOP-00894	EPA 537 m

Remarks:

Maxxam Analytics' laboratories are accredited to ISO/IEC 17025:2005 for specific parameters on scopes of accreditation. Unless otherwise noted, procedures used by Maxxam are based upon recognized Provincial, Federal or US method compendia such as CCME, MDDELCC, EPA, APHA.

All work recorded herein has been done in accordance with procedures and practices ordinarily exercised by professionals in Maxxam's profession using accepted testing methodologies, quality assurance and quality control procedures (except where otherwise agreed by the client and Maxxam in writing). All data is in statistical control and has met quality control and method performance criteria unless otherwise noted. All method blanks are reported; unless indicated otherwise, associated sample data are not blank corrected. Where applicable, unless otherwise noted, Measurement Uncertainty has not been accounted for when stating conformity to the referenced standard.

Maxxam Analytics' liability is limited to the actual cost of the requested analyses, unless otherwise agreed in writing. There is no other warranty expressed or implied. Maxxam has been retained to provide analysis of samples provided by the Client using the testing methodology referenced in this report. Interpretation and use of test results are the sole responsibility of the Client and are not within the scope of services provided by Maxxam, unless otherwise agreed in writing. Maxxam is not responsible for the accuracy or any data impacts, that result from the information provided by the customer or their agent.

Solid sample results, except biota, are based on dry weight unless otherwise indicated. Organic analyses are not recovery corrected except for isotope dilution methods.

Results relate to samples tested. When sampling is not conducted by Maxxam, results relate to the supplied samples tested.

This Certificate shall not be reproduced except in full, without the written approval of the laboratory.

Reference Method suffix "m" indicates test methods incorporate validated modifications from specific reference methods to improve performance.

* RPDs calculated using raw data. The rounding of final results may result in the apparent difference.

(1) Per- and polyfluoroalkyl substances (PFAS) identified as surrogates on the certificate of analysis represent the extracted internal standard.

U = Undetected at the limit of quantitation.

J = Estimated concentration between the EDL & RDL.

B = Blank Contamination.

Q = One or more quality control criteria failed.

E = Analyte concentration exceeds the maximum concentration level.

K = Estimated maximum possible concentration due to ion abundance ratio failure.

Encryption Key

Please direct all questions regarding this Certificate of Analysis to your Project Manager.

Your P.O. #: B02815
Your Project #: 1812164
Your C.O.C. #: n/a

Attention: Shawn Morrell

ESS Laboratory
185 Frances Ave
Cranston, RI
USA 02910

Report Date: 2018/12/19
Report #: R5532656
Version: 1 - Final

CERTIFICATE OF ANALYSIS

MAXXAM JOB #: B8W9074

Received: 2018/12/08, 12:11

Stephanie Pollen, Project Manager

Email: SPollen@maxxam.ca

Phone# (905) 817-5700

=====

Maxxam has procedures in place to guard against improper use of the electronic signature and have the required "signatories", as per section 5.10.2 of ISO/IEC 17025:2005(E), signing the reports. For Service Group specific validation please refer to the Validation Signature Page.

Maxxam Job #: B8W9074
Report Date: 2018/12/19

ESS Laboratory
Client Project #: 1812164
Your P.O. #: B02815

RESULTS OF ANALYSES OF WATER

Maxxam ID		IMU286	IMU287	IMU288	IMU289	IMU290			
Sampling Date		2018/12/03 11:05	2018/12/03 11:54	2018/12/03 12:57	2018/12/03 15:00	2018/12/03 16:25			
COC Number		n/a	n/a	n/a	n/a	n/a			
	UNITS	1812164-01	1812164-02	1812164-03	1812164-04	1812164-05	RDL	MDL	QC Batch

Miscellaneous Parameters

6:2 Fluorotelomer sulfonate	ug/L	0.0066 U	0.0066 U	0.0066 U	0.13	0.0066 U	0.020	0.0066	5891269
8:2 Fluorotelomer sulfonate	ug/L	0.0066 U	0.0066 U	0.0066 U	0.0070 J	0.0066 U	0.020	0.0066	5891269
Perfluorobutanoic acid	ug/L	0.0055 U	0.0055 U	0.0055 U	0.014 J	0.071	0.020	0.0055	5891269
Perfluorobutane Sulfonate (PFBS)	ug/L	0.0054 U	0.0054 U	0.0054 U	0.0054 U	0.0054 U	0.020	0.0054	5891269
Perfluorodecane Sulfonate	ug/L	0.0060 U	0.0060 U	0.0060 U	0.0060 U	0.0060 U	0.020	0.0060	5891269
Perfluoroheptanoic Acid (PFHpA)	ug/L	0.0074 U	0.0074 U	0.0074 U	0.015 J	0.048	0.020	0.0074	5891269
Perfluorohexanoic Acid (PFHxA)	ug/L	0.0035 U	0.0035 U	0.0035 U	0.027	0.16	0.020	0.0035	5891269
Perfluorohexane Sulfonate (PFHxS)	ug/L	0.0056 U	0.012 J	0.0056 U	0.016 J	0.023	0.020	0.0056	5891269
Perfluorononanoic Acid (PFNA)	ug/L	0.0087 U	0.011 J	0.0087 U	0.0097 J	0.0087 U	0.020	0.0087	5891269
Perfluorooctane Sulfonamide (PFOSA)	ug/L	0.0034 U	0.0034 U	0.0034 U	0.0034 U	0.0034 U	0.020	0.0034	5891269
Perfluoropentanoic Acid (PFPeA)	ug/L	0.0075 U	0.0075 U	0.0075 U	0.042	0.26	0.020	0.0075	5891269
Perfluorotetradecanoic Acid	ug/L	0.0027 U	0.0027 U	0.0027 U	0.0027 U	0.0027 U	0.020	0.0027	5891269
Perfluorotridecanoic Acid	ug/L	0.0038 U	0.0038 U	0.0038 U	0.0038 U	0.0038 U	0.020	0.0038	5891269
Perfluoroundecanoic Acid (PFUnA)	ug/L	0.0025 U	0.0025 U	0.0025 U	0.021	0.0025 U	0.020	0.0025	5891269
Perfluorodecanoic Acid (PFDA)	ug/L	0.0061 U	0.0061 U	0.0061 U	0.0061 U	0.0061 U	0.020	0.0061	5891269
Perfluorododecanoic Acid (PFDoA)	ug/L	0.0050 U	0.0050 U	0.0050 U	0.0050 U	0.0050 U	0.020	0.0050	5891269
Perfluoro-n-Octanoic Acid (PFOA)	ug/L	0.0033 U	0.0033 U	0.0033 U	0.030	0.032	0.020	0.0033	5891269
Perfluorooctane Sulfonate (PFOS)	ug/L	0.0060 U	0.036	0.0060 U	0.031	0.024	0.020	0.0060	5891269

Surrogate Recovery (%)

13C2-6:2 Fluorotelomer sulfonate	%	96	99	100	94	98	N/A	N/A	5891269
13C2-8:2 Fluorotelomer sulfonate	%	95	91	89	80	89	N/A	N/A	5891269
13C2-Perfluorodecanoic acid	%	93	87	89	79	85	N/A	N/A	5891269
13C2-Perfluorododecanoic acid	%	82	74	75	65	76	N/A	N/A	5891269
13C2-Perfluorohexanoic acid	%	97	100	99	93	94	N/A	N/A	5891269
13C2-perfluorotetradecanoic acid	%	78	37 (1)	61	53	50	N/A	N/A	5891269
13C2-Perfluoroundecanoic acid	%	86	79	77	71	79	N/A	N/A	5891269
13C4-Perfluorobutanoic acid	%	95	100	97	95	99	N/A	N/A	5891269
13C4-Perfluoroheptanoic acid	%	93	104	98	96	99	N/A	N/A	5891269
13C4-Perfluorooctanesulfonate	%	101	88	86	77	84	N/A	N/A	5891269

RDL = Reportable Detection Limit

QC Batch = Quality Control Batch

N/A = Not Applicable

(1) Extracted internal standard analyte recovery was below the defined lower control limit (LCL). Because quantitation is performed using isotope dilution techniques, any losses of the native compound that may occur during any of the sample preparation, extraction, cleanup or determinative steps will be mirrored by a similar loss of the labeled standard, and as such can be accounted for and corrected. Therefore, the quantification of these target compounds is not affected by the low extracted internal standard analyte recovery.

Maxxam Job #: B8W9074
Report Date: 2018/12/19

ESS Laboratory
Client Project #: 1812164
Your P.O. #: B02815

RESULTS OF ANALYSES OF WATER

Maxxam ID		IMU286	IMU287	IMU288	IMU289	IMU290			
Sampling Date		2018/12/03 11:05	2018/12/03 11:54	2018/12/03 12:57	2018/12/03 15:00	2018/12/03 16:25			
COC Number		n/a	n/a	n/a	n/a	n/a			
	UNITS	1812164-01	1812164-02	1812164-03	1812164-04	1812164-05	RDL	MDL	QC Batch
13C4-Perfluorooctanoic acid	%	95	101	97	95	94	N/A	N/A	5891269
13C5-Perfluorononanoic acid	%	96	103	94	90	92	N/A	N/A	5891269
13C5-Perfluoropentanoic acid	%	95	98	97	95	98	N/A	N/A	5891269
13C8-Perfluorooctane Sulfonamide	%	89	85	84	80	84	N/A	N/A	5891269
18O2-Perfluorohexanesulfonate	%	99	98	95	100	93	N/A	N/A	5891269
RDL = Reportable Detection Limit QC Batch = Quality Control Batch N/A = Not Applicable									

Maxxam Job #: B8W9074
Report Date: 2018/12/19

ESS Laboratory
Client Project #: 1812164
Your P.O. #: B02815

RESULTS OF ANALYSES OF WATER

Maxxam ID		IMU291	IMU292	IMU293			
Sampling Date		2018/12/03 15:10	2018/12/03 14:00	2018/12/03 16:00			
COC Number		n/a	n/a	n/a			
	UNITS	1812164-06	1812164-07	1812164-08	RDL	MDL	QC Batch
Miscellaneous Parameters							
6:2 Fluorotelomer sulfonate	ug/L	0.19	0.062	0.64	0.020	0.0066	5891269
8:2 Fluorotelomer sulfonate	ug/L	0.0066 U	0.0066 U	0.0066 U	0.020	0.0066	5891269
Perfluorobutanoic acid	ug/L	0.028	0.010 J	0.12	0.020	0.0055	5891269
Perfluorobutane Sulfonate (PFBS)	ug/L	0.0054 U	0.0054 U	0.0054 U	0.020	0.0054	5891269
Perfluorodecane Sulfonate	ug/L	0.0060 U	0.0060 U	0.0060 U	0.020	0.0060	5891269
Perfluoroheptanoic Acid (PFHpA)	ug/L	0.033	0.015 J	0.11	0.020	0.0074	5891269
Perfluorohexanoic Acid (PFHxA)	ug/L	0.069	0.027	0.25	0.020	0.0035	5891269
Perfluorohexane Sulfonate (PFHxS)	ug/L	0.12	0.042	0.0056 U	0.020	0.0056	5891269
Perfluorononanoic Acid (PFNA)	ug/L	0.10	0.038	0.044	0.020	0.0087	5891269
Perfluorooctane Sulfonamide (PFOSA)	ug/L	0.0034 U	0.0034 U	0.0034 U	0.020	0.0034	5891269
Perfluoropentanoic Acid (PFPeA)	ug/L	0.091	0.036	0.49	0.020	0.0075	5891269
Perfluorotetradecanoic Acid	ug/L	0.0027 U	0.0027 U	0.0027 U	0.020	0.0027	5891269
Perfluorotridecanoic Acid	ug/L	0.0038 U	0.0038 U	0.0038 U	0.020	0.0038	5891269
Perfluoroundecanoic Acid (PFUnA)	ug/L	0.0025 U	0.0025 U	0.0025 U	0.020	0.0025	5891269
Perfluorodecanoic Acid (PFDA)	ug/L	0.0061 U	0.0061 U	0.0061 U	0.020	0.0061	5891269
Perfluorododecanoic Acid (PFDoA)	ug/L	0.0050 U	0.0050 U	0.0050 U	0.020	0.0050	5891269
Perfluoro-n-Octanoic Acid (PFOA)	ug/L	0.057	0.020 J	0.052	0.020	0.0033	5891269
Perfluorooctane Sulfonate (PFOS)	ug/L	0.52	0.14	0.0081 J	0.020	0.0060	5891269
Surrogate Recovery (%)							
13C2-6:2 Fluorotelomer sulfonate	%	99	95	86	N/A	N/A	5891269
13C2-8:2 Fluorotelomer sulfonate	%	90	90	88	N/A	N/A	5891269
13C2-Perfluorodecanoic acid	%	87	86	84	N/A	N/A	5891269
13C2-Perfluorododecanoic acid	%	78	79	71	N/A	N/A	5891269
13C2-Perfluorohexanoic acid	%	97	98	97	N/A	N/A	5891269
13C2-perfluorotetradecanoic acid	%	67	67	59	N/A	N/A	5891269
13C2-Perfluoroundecanoic acid	%	78	86	79	N/A	N/A	5891269
13C4-Perfluorobutanoic acid	%	96	97	98	N/A	N/A	5891269
13C4-Perfluoroheptanoic acid	%	98	96	94	N/A	N/A	5891269
13C4-Perfluorooctanesulfonate	%	92	89	88	N/A	N/A	5891269
13C4-Perfluorooctanoic acid	%	98	94	98	N/A	N/A	5891269
13C5-Perfluorononanoic acid	%	100	99	94	N/A	N/A	5891269
13C5-Perfluoropentanoic acid	%	97	99	95	N/A	N/A	5891269
13C8-Perfluorooctane Sulfonamide	%	87	85	81	N/A	N/A	5891269
18O2-Perfluorohexanesulfonate	%	95	95	94	N/A	N/A	5891269
RDL = Reportable Detection Limit QC Batch = Quality Control Batch N/A = Not Applicable							

Maxxam Job #: B8W9074
Report Date: 2018/12/19

ESS Laboratory
Client Project #: 1812164
Your P.O. #: B02815

TEST SUMMARY

Maxxam ID: IMU286
Sample ID: 1812164-01
Matrix: Water

Collected: 2018/12/03
Shipped:
Received: 2018/12/08

Test Description	Instrumentation	Batch	Extracted	Date Analyzed	Analyst
PFOS and PFOA in water by SPE/LCMS	LCMS	5891269	2018/12/16	2018/12/17	Marian Godax

Maxxam ID: IMU287
Sample ID: 1812164-02
Matrix: Water

Collected: 2018/12/03
Shipped:
Received: 2018/12/08

Test Description	Instrumentation	Batch	Extracted	Date Analyzed	Analyst
PFOS and PFOA in water by SPE/LCMS	LCMS	5891269	2018/12/16	2018/12/17	Marian Godax

Maxxam ID: IMU288
Sample ID: 1812164-03
Matrix: Water

Collected: 2018/12/03
Shipped:
Received: 2018/12/08

Test Description	Instrumentation	Batch	Extracted	Date Analyzed	Analyst
PFOS and PFOA in water by SPE/LCMS	LCMS	5891269	2018/12/16	2018/12/17	Marian Godax

Maxxam ID: IMU289
Sample ID: 1812164-04
Matrix: Water

Collected: 2018/12/03
Shipped:
Received: 2018/12/08

Test Description	Instrumentation	Batch	Extracted	Date Analyzed	Analyst
PFOS and PFOA in water by SPE/LCMS	LCMS	5891269	2018/12/16	2018/12/17	Marian Godax

Maxxam ID: IMU290
Sample ID: 1812164-05
Matrix: Water

Collected: 2018/12/03
Shipped:
Received: 2018/12/08

Test Description	Instrumentation	Batch	Extracted	Date Analyzed	Analyst
PFOS and PFOA in water by SPE/LCMS	LCMS	5891269	2018/12/16	2018/12/17	Marian Godax

Maxxam ID: IMU291
Sample ID: 1812164-06
Matrix: Water

Collected: 2018/12/03
Shipped:
Received: 2018/12/08

Test Description	Instrumentation	Batch	Extracted	Date Analyzed	Analyst
PFOS and PFOA in water by SPE/LCMS	LCMS	5891269	2018/12/16	2018/12/17	Marian Godax

Maxxam ID: IMU292
Sample ID: 1812164-07
Matrix: Water

Collected: 2018/12/03
Shipped:
Received: 2018/12/08

Test Description	Instrumentation	Batch	Extracted	Date Analyzed	Analyst
PFOS and PFOA in water by SPE/LCMS	LCMS	5891269	2018/12/16	2018/12/17	Marian Godax

Maxxam Job #: B8W9074
Report Date: 2018/12/19

ESS Laboratory
Client Project #: 1812164
Your P.O. #: B02815

TEST SUMMARY

Maxxam ID: IMU293
Sample ID: 1812164-08
Matrix: Water

Collected: 2018/12/03
Shipped:
Received: 2018/12/08

Test Description	Instrumentation	Batch	Extracted	Date Analyzed	Analyst
PFOS and PFOA in water by SPE/LCMS	LCMS	5891269	2018/12/16	2018/12/17	Marian Godax

Maxxam Job #: B8W9074
Report Date: 2018/12/19

ESS Laboratory
Client Project #: 1812164
Your P.O. #: B02815

GENERAL COMMENTS

Results relate only to the items tested.

Maxxam Job #: B8W9074
Report Date: 2018/12/19

ESS Laboratory
Client Project #: 1812164
Your P.O. #: B02815

QUALITY ASSURANCE REPORT

QA/QC	Batch	Init	QC Type	Parameter	Date Analyzed	Value	% Recovery	UNITS	QC Limits
5891269	M_G	Spiked Blank	13C2-6:2 Fluorotelomer sulfonate	2018/12/17	102	%	50 - 150		
			13C2-8:2 Fluorotelomer sulfonate	2018/12/17	99	%	50 - 150		
			13C2-Perfluorodecanoic acid	2018/12/17	111	%	50 - 150		
			13C2-Perfluorododecanoic acid	2018/12/17	94	%	50 - 150		
			13C2-Perfluorohexanoic acid	2018/12/17	107	%	50 - 150		
			13C2-perfluorotetradecanoic acid	2018/12/17	93	%	50 - 150		
			13C2-Perfluoroundecanoic acid	2018/12/17	106	%	50 - 150		
			13C4-Perfluorobutanoic acid	2018/12/17	110	%	50 - 150		
			13C4-Perfluoroheptanoic acid	2018/12/17	107	%	50 - 150		
			13C4-Perfluorooctanesulfonate	2018/12/17	108	%	50 - 150		
			13C4-Perfluorooctanoic acid	2018/12/17	106	%	50 - 150		
			13C5-Perfluorononanoic acid	2018/12/17	104	%	50 - 150		
			13C5-Perfluoropentanoic acid	2018/12/17	104	%	50 - 150		
			13C8-Perfluorooctane Sulfonamide	2018/12/17	99	%	50 - 150		
			18O2-Perfluorohexanesulfonate	2018/12/17	105	%	50 - 150		
			6:2 Fluorotelomer sulfonate	2018/12/17	126	%	70 - 130		
			8:2 Fluorotelomer sulfonate	2018/12/17	126	%	70 - 130		
			Perfluorobutanoic acid	2018/12/17	119	%	70 - 130		
			Perfluorobutane Sulfonate (PFBS)	2018/12/17	122	%	70 - 130		
			Perfluorodecane Sulfonate	2018/12/17	106	%	70 - 130		
			Perfluoroheptanoic Acid (PFHpA)	2018/12/17	121	%	70 - 130		
			Perfluorohexanoic Acid (PFHxA)	2018/12/17	121	%	70 - 130		
			Perfluorohexane Sulfonate (PFHxS)	2018/12/17	115	%	70 - 130		
			Perfluorononanoic Acid (PFNA)	2018/12/17	124	%	70 - 130		
			Perfluorooctane Sulfonamide (PFOSA)	2018/12/17	121	%	70 - 130		
			Perfluoropentanoic Acid (PFPeA)	2018/12/17	122	%	70 - 130		
			Perfluorotetradecanoic Acid	2018/12/17	121	%	70 - 130		
			Perfluorotridecanoic Acid	2018/12/17	122	%	70 - 130		
			Perfluoroundecanoic Acid (PFUnA)	2018/12/17	114	%	70 - 130		
			Perfluorodecanoic Acid (PFDA)	2018/12/17	116	%	70 - 130		
			Perfluorododecanoic Acid (PFDoA)	2018/12/17	123	%	70 - 130		
			Perfluoro-n-Octanoic Acid (PFOA)	2018/12/17	122	%	70 - 130		
			Perfluorooctane Sulfonate (PFOS)	2018/12/17	121	%	70 - 130		
5891269	M_G	Spiked Blank DUP	13C2-6:2 Fluorotelomer sulfonate	2018/12/17	98	%	50 - 150		
			13C2-8:2 Fluorotelomer sulfonate	2018/12/17	96	%	50 - 150		
			13C2-Perfluorodecanoic acid	2018/12/17	98	%	50 - 150		
			13C2-Perfluorododecanoic acid	2018/12/17	88	%	50 - 150		
			13C2-Perfluorohexanoic acid	2018/12/17	98	%	50 - 150		
			13C2-perfluorotetradecanoic acid	2018/12/17	85	%	50 - 150		
			13C2-Perfluoroundecanoic acid	2018/12/17	94	%	50 - 150		
			13C4-Perfluorobutanoic acid	2018/12/17	101	%	50 - 150		
			13C4-Perfluoroheptanoic acid	2018/12/17	99	%	50 - 150		
			13C4-Perfluorooctanesulfonate	2018/12/17	96	%	50 - 150		
			13C4-Perfluorooctanoic acid	2018/12/17	103	%	50 - 150		
			13C5-Perfluorononanoic acid	2018/12/17	99	%	50 - 150		
			13C5-Perfluoropentanoic acid	2018/12/17	99	%	50 - 150		
			13C8-Perfluorooctane Sulfonamide	2018/12/17	90	%	50 - 150		
			18O2-Perfluorohexanesulfonate	2018/12/17	96	%	50 - 150		
			6:2 Fluorotelomer sulfonate	2018/12/17	120	%	70 - 130		
			8:2 Fluorotelomer sulfonate	2018/12/17	118	%	70 - 130		
			Perfluorobutanoic acid	2018/12/17	117	%	70 - 130		
			Perfluorobutane Sulfonate (PFBS)	2018/12/17	124	%	70 - 130		
			Perfluorodecane Sulfonate	2018/12/17	112	%	70 - 130		
			Perfluoroheptanoic Acid (PFHpA)	2018/12/17	118	%	70 - 130		

Maxxam Job #: B8W9074
Report Date: 2018/12/19

ESS Laboratory
Client Project #: 1812164
Your P.O. #: B02815

QUALITY ASSURANCE REPORT(CONT'D)

QA/QC	Batch	Init	QC Type	Parameter	Date Analyzed	Value	% Recovery	UNITS	QC Limits
				Perfluorohexanoic Acid (PFHxA)	2018/12/17		121	%	70 - 130
				Perfluorohexane Sulfonate (PFHxS)	2018/12/17		116	%	70 - 130
				Perfluorononanoic Acid (PFNA)	2018/12/17		119	%	70 - 130
				Perfluorooctane Sulfonamide (PFOSA)	2018/12/17		119	%	70 - 130
				Perfluoropentanoic Acid (PFPeA)	2018/12/17		118	%	70 - 130
				Perfluorotetradecanoic Acid	2018/12/17		119	%	70 - 130
				Perfluorotridecanoic Acid	2018/12/17		122	%	70 - 130
				Perfluoroundecanoic Acid (PFUnA)	2018/12/17		116	%	70 - 130
				Perfluorodecanoic Acid (PFDA)	2018/12/17		117	%	70 - 130
				Perfluorododecanoic Acid (PFDoA)	2018/12/17		118	%	70 - 130
				Perfluoro-n-Octanoic Acid (PFOA)	2018/12/17		115	%	70 - 130
				Perfluorooctane Sulfonate (PFOS)	2018/12/17		126	%	70 - 130
5891269	M_G	RPD		6:2 Fluorotelomer sulfonate	2018/12/17	4.9		%	30
				8:2 Fluorotelomer sulfonate	2018/12/17	6.2		%	30
				Perfluorobutanoic acid	2018/12/17	1.4		%	30
				Perfluorobutane Sulfonate (PFBS)	2018/12/17	1.2		%	30
				Perfluorodecane Sulfonate	2018/12/17	4.9		%	30
				Perfluoroheptanoic Acid (PFHpA)	2018/12/17	2.5		%	30
				Perfluorohexanoic Acid (PFHxA)	2018/12/17	0.37		%	30
				Perfluorohexane Sulfonate (PFHxS)	2018/12/17	1.0		%	30
				Perfluorononanoic Acid (PFNA)	2018/12/17	3.4		%	30
				Perfluorooctane Sulfonamide (PFOSA)	2018/12/17	1.3		%	30
				Perfluoropentanoic Acid (PFPeA)	2018/12/17	3.7		%	30
				Perfluorotetradecanoic Acid	2018/12/17	1.5		%	30
				Perfluorotridecanoic Acid	2018/12/17	0.20		%	30
				Perfluoroundecanoic Acid (PFUnA)	2018/12/17	1.7		%	30
				Perfluorodecanoic Acid (PFDA)	2018/12/17	1.1		%	30
				Perfluorododecanoic Acid (PFDoA)	2018/12/17	4.3		%	30
				Perfluoro-n-Octanoic Acid (PFOA)	2018/12/17	5.9		%	30
				Perfluorooctane Sulfonate (PFOS)	2018/12/17	3.8		%	30
5891269	M_G	Method Blank		13C2-6:2 Fluorotelomer sulfonate	2018/12/17		102	%	50 - 150
				13C2-8:2 Fluorotelomer sulfonate	2018/12/17		96	%	50 - 150
				13C2-Perfluorodecanoic acid	2018/12/17		91	%	50 - 150
				13C2-Perfluorododecanoic acid	2018/12/17		83	%	50 - 150
				13C2-Perfluorohexanoic acid	2018/12/17		100	%	50 - 150
				13C2-perfluorotetradecanoic acid	2018/12/17		84	%	50 - 150
				13C2-Perfluoroundecanoic acid	2018/12/17		92	%	50 - 150
				13C4-Perfluorobutanoic acid	2018/12/17		104	%	50 - 150
				13C4-Perfluoroheptanoic acid	2018/12/17		101	%	50 - 150
				13C4-Perfluorooctanesulfonate	2018/12/17		99	%	50 - 150
				13C4-Perfluorooctanoic acid	2018/12/17		101	%	50 - 150
				13C5-Perfluorononanoic acid	2018/12/17		103	%	50 - 150
				13C5-Perfluoropentanoic acid	2018/12/17		100	%	50 - 150
				13C8-Perfluorooctane Sulfonamide	2018/12/17		92	%	50 - 150
				18O2-Perfluorohexanesulfonate	2018/12/17		103	%	50 - 150
				6:2 Fluorotelomer sulfonate	2018/12/17	0.0066 U, MDL=0.0066		ug/L	
				8:2 Fluorotelomer sulfonate	2018/12/17	0.0066 U, MDL=0.0066		ug/L	
				Perfluorobutanoic acid	2018/12/17	0.0055 U, MDL=0.0055		ug/L	
				Perfluorobutane Sulfonate (PFBS)	2018/12/17	0.0054 U, MDL=0.0054		ug/L	

Maxxam Job #: B8W9074
Report Date: 2018/12/19

ESS Laboratory
Client Project #: 1812164
Your P.O. #: B02815

QUALITY ASSURANCE REPORT(CONT'D)

QA/QC Batch	Init	QC Type	Parameter	Date Analyzed	Value	% Recovery	UNITS	QC Limits
			Perfluorodecane Sulfonate	2018/12/17	0.0060 U, MDL=0.0060		ug/L	
			Perfluoroheptanoic Acid (PFHpA)	2018/12/17	0.0074 U, MDL=0.0074		ug/L	
			Perfluorohexanoic Acid (PFHxA)	2018/12/17	0.0035 U, MDL=0.0035		ug/L	
			Perfluorohexane Sulfonate (PFHxS)	2018/12/17	0.0056 U, MDL=0.0056		ug/L	
			Perfluorononanoic Acid (PFNA)	2018/12/17	0.0087 U, MDL=0.0087		ug/L	
			Perfluorooctane Sulfonamide (PFOSA)	2018/12/17	0.0034 U, MDL=0.0034		ug/L	
			Perfluoropentanoic Acid (PFPeA)	2018/12/17	0.0075 U, MDL=0.0075		ug/L	
			Perfluorotetradecanoic Acid	2018/12/17	0.0027 U, MDL=0.0027		ug/L	
			Perfluorotridecanoic Acid	2018/12/17	0.0038 U, MDL=0.0038		ug/L	
			Perfluoroundecanoic Acid (PFUnA)	2018/12/17	0.0025 U, MDL=0.0025		ug/L	
			Perfluorodecanoic Acid (PFDA)	2018/12/17	0.0061 U, MDL=0.0061		ug/L	
			Perfluorododecanoic Acid (PFDoA)	2018/12/17	0.0050 U, MDL=0.0050		ug/L	
			Perfluoro-n-Octanoic Acid (PFOA)	2018/12/17	0.0033 U, MDL=0.0033		ug/L	
			Perfluorooctane Sulfonate (PFOS)	2018/12/17	0.0060 U, MDL=0.0060		ug/L	

Duplicate: Paired analysis of a separate portion of the same sample. Used to evaluate the variance in the measurement.

Spiked Blank: A blank matrix sample to which a known amount of the analyte, usually from a second source, has been added. Used to evaluate method accuracy.

Method Blank: A blank matrix containing all reagents used in the analytical procedure. Used to identify laboratory contamination.

Surrogate: A pure or isotopically labeled compound whose behavior mirrors the analytes of interest. Used to evaluate extraction efficiency.

Maxxam Job #: B8W9074
Report Date: 2018/12/19

ESS Laboratory
Client Project #: 1812164
Your P.O. #: B02815

VALIDATION SIGNATURE PAGE

The analytical data and all QC contained in this report were reviewed and validated by the following individual(s).



Colm McNamara, Senior Analyst, Liquid Chromatography

Maxxam has procedures in place to guard against improper use of the electronic signature and have the required "signatories", as per section 5.10.2 of ISO/IEC 17025:2005(E), signing the reports. For Service Group specific validation please refer to the Validation Signature Page.

ESS Laboratory

Division of Thielsch Engineering, Inc.
 185 Frances Avenue, Cranston RI 02910
 Tel. (401) 461-7181 Fax (401) 461-4486
 www.esslaboratory.com

CHAIN OF CUSTODY

Turn Time STANDARD Rush
 Regulatory State MA
 Is this project for any of the following?:
 OCT RCP OMA MCP ORGP

ESS Lab # 1812164

Reporting Limits GW-1

Electronic Deliverables Limit Checker Standard Excel Other (Please Specify ->) PDF

Company Name HORSLEY WITTEN GROUP
 Contact Person JOSEPHINE IBANEZ
 City SANDWICH State MA
 Project # 17027 Project Name BARN ON CALL #4
 Address 90 ROUTE 6A UNIT 1
 Zip Code 02563 PO #
 Telephone Number 508-833-6600 FAX Number 508-833-3150
 Email Address jibanez@horsleywitten.com

ESS Lab ID	Collection Date	Collection Time	Sample Type	Sample Matrix	Sample ID	PFAS - Full List	Isotopic Analysis	1,4 DIOXANE
1	12/3/18	1105	GRAB	GW	HW-G(5)	X	X	
2		1154			HW-G(M)	X	X	
3		1257			HW-G(D)	X	X	
4		1500			HW-302			
5		1625			OW-9S	X	X	
6		1510			OW-9D	X	X	
7		1400			OW-9DD	X	X	
8	X	1600	X	X	OW-9M	X	X	

Container Type: AC-Air Cassette AG-Amber Glass B-BOD Bottle C-Cubitainer G-Glass O-Other P-Poly S-Sterile V-Vial
 Container Volume: 1-100 ml 2-2.5 gal 3-250 mL 4-300 mL 5-500 mL 6-1L 7-VOA 8-2 oz 9-4 oz 10-8 oz 11-Other*
 Preservation Code: 1-Non Preserved 2-HCl 3-H2SO4 4-HNO3 5-NaOH 6-Methanol 7-Na2S2O3 8-ZnAce, NaOH 9-NH4Cl 10-DI H2O 11-Ascorbic Acid 12-Other*
 Number of Containers per Sample: 1 1 2

Laboratory Use Only
 Cooler Present:
 Seals Intact:
 Cooler Temperature: 0.8 °C ICE RC

Sampled by: HW, BJM
 Comments: Please specify "Other" preservative and containers types in this space
* isotopic analysis = compound specific analysis (Oxygen hydrogen)
PFAS - Full list; Maxxam; isotopic - BU*
Report isotopic analysis results in separate report

Relinquished by: (Signature, Date & Time) <u>RC 12/3/18 1725</u>	Received By: (Signature, Date & Time) <u>HW ERIDGE 12/3/18 1725</u>	Relinquished By: (Signature, Date & Time) <u>HW ERIDGE 12/6/18 1045</u>	Received By: (Signature, Date & Time) <u>RC 12/6/18 1045</u>
Relinquished by: (Signature, Date & Time) <u>RC 12/6/18 1537</u>	Received By: (Signature, Date & Time) <u>RC 12/6/18 17134</u>	Relinquished By: (Signature, Date & Time)	Received By: (Signature, Date & Time)

ESS Laboratory

Division of Thielsch Engineering, Inc.
 185 Frances Avenue, Cranston RI 02910
 Tel. (401) 461-7181 Fax (401) 461-4486
 www.esslaboratory.com

CHAIN OF CUSTODY

Turn Time STANDARD Rush
 Regulatory State MA
 Is this project for any of the following?:
 OCT RCP OMA MCP ORGP

ESS Lab # 1812164

Reporting Limits GW-1

Electronic Deliverables Limit Checker Standard Excel Other (Please Specify →) PDF

Company Name HORSLEY WITTEN GROUP
 Contact Person JOSEPHINE IBANEZ
 Project # 17027 Project Name BARN ON CALL #4
 Address 90 ROUTE 6A UNIT 1
 City SANDWICH State MA Zip Code 02563 PO #
 Telephone Number 508-833-6600 FAX Number 508-833-3150 Email Address jibanez@horsleywitten.com

ESS Lab ID	Collection Date	Collection Time	Sample Type	Sample Matrix	Sample ID	Analysis														
						PFAS - Full List	Isotopic Analysis*													
1	12/3/18	1105	GRAB	GW	HW-G(5)	X	X													
2		1154			HW-G(M)		X													
3		1257			HW-G(D)		X													
4		1500			HW-302															
5		1625			OW-9S			X												
6		1510			OW-9D		X	X												
7		1400			OW-9DD		X	X												
8	X	1600	X	X	OW-9M	X	X													

Container Type: AC-Air Cassette AG-Amber Glass B-BOD Bottle C-Cubitainer G-Glass O-Other P-Poly S-Sterile V-Vial
 Container Volume: 1-100 ml 2-2.5 gal 3-250 mL 4-300 mL 5-500 mL 6-1L 7-VOA 8-2 oz 9-4 oz 10-8 oz 11-Other*
 Preservation Code: 1-Non Preserved 2-HCl 3-H2SO4 4-HNO3 5-NaOH 6-Methanol 7-Na2S2O3 8-ZnAce, NaOH 9-NH4Cl 10-DI H2O 11-Ascorbic Acid 12-Other*
 Number of Containers per Sample: 1 1 1 2

Laboratory Use Only
 Cooler Present:
 Seals Intact:
 Cooler Temperature: 0.8 °C ICE RC

Sampled by: HW, BSM
 Comments: Please specify "Other" preservative and containers types in this space
* isotopic analysis = compound specific analysis (oxygen-hydrogen)
PFAS - Full List by Maxxam; isotopic - BU* Report isotopic analysis results in separate report

Relinquished by: (Signature, Date & Time) <u>RC 12/3/18 1725</u>	Received By: (Signature, Date & Time) <u>HW ERIDGE 12/3/18 1725</u>	Relinquished By: (Signature, Date & Time) <u>HW ERIDGE 12/6/18 1045</u>	Received By: (Signature, Date & Time) <u>RC 12/6/18 1045</u>
Relinquished by: (Signature, Date & Time) <u>RC 12/6/18 1537</u>	Received By: (Signature, Date & Time) <u>RC 12/6/18 17134</u>	Relinquished By: (Signature, Date & Time)	Received By: (Signature, Date & Time)

CERTIFICATE OF ANALYSIS

Josphine Ibanez
Horsley & Witten
90 Route 6A
Sandwich, MA 02563

RE: Barn On-Call No. 4 (17027)
ESS Laboratory Work Order Number: 1812198

This signed Certificate of Analysis is our approved release of your analytical results. These results are only representative of sample aliquots received at the laboratory. ESS Laboratory expects its clients to follow all regulatory sampling guidelines. Beginning with this page, the entire report has been paginated. This report should not be copied except in full without the approval of the laboratory. Samples will be disposed of thirty days after the final report has been delivered. If you have any questions or concerns, please feel free to call our Customer Service Department.



Laurel Stoddard
Laboratory Director

REVIEWED**By ESS Laboratory at 2:47 pm, Jan 28, 2019****Analytical Summary**

The project as described above has been analyzed in accordance with the ESS Quality Assurance Plan. This plan utilizes the following methodologies: US EPA SW-846, US EPA Methods for Chemical Analysis of Water and Wastes per 40 CFR Part 136, APHA Standard Methods for the Examination of Water and Wastewater, American Society for Testing and Materials (ASTM), and other recognized methodologies. The analyses with these noted observations are in conformance to the Quality Assurance Plan. In chromatographic analysis, manual integration is frequently used instead of automated integration because it produces more accurate results.

The test results present in this report are in compliance with TNI and relative state standards, and/or client Quality Assurance Project Plans (QAPP). The laboratory has reviewed the following: Sample Preservations, Hold Times, Initial Calibrations, Continuing Calibrations, Method Blanks, Blank Spikes, Blank Spike Duplicates, Duplicates, Matrix Spikes, Matrix Spike Duplicates, Surrogates and Internal Standards. Any results which were found to be outside of the recommended ranges stated in our SOPs will be noted in the Project Narrative.

Subcontracted Analyses

Boston University Stable Isotope Laboratory - Isotopic - Compound Specific
Boston, MA



CERTIFICATE OF ANALYSIS

Client Name: Horsley & Witten
Client Project ID: Barn On-Call No. 4

ESS Laboratory Work Order: 1812198

SAMPLE RECEIPT

The following samples were received on December 06, 2018 for the analyses specified on the enclosed Chain of Custody Record.

Lab Number	Sample Name	Matrix	Analysis
1812198-01	HW-G S	Ground Water	SUB
1812198-02	HW-G M	Ground Water	SUB
1812198-03	HW-G D	Ground Water	SUB
1812198-04	OW-9S	Ground Water	SUB
1812198-05	OW-9D	Ground Water	SUB
1812198-06	OW-9DD	Ground Water	SUB
1812198-07	OW-9M	Ground Water	SUB



CERTIFICATE OF ANALYSIS

Client Name: Horsley & Witten
Client Project ID: Barn On-Call No. 4

ESS Laboratory Work Order: 1812198

PROJECT NARRATIVE

No unusual observations noted.

End of Project Narrative.

DATA USABILITY LINKS

To ensure you are viewing the most current version of the documents below, please clear your internet cookies for www.ESSLaboratory.com. Consult your IT Support personnel for information on how to clear your internet cookies.

[Definitions of Quality Control Parameters](#)

[Semivolatile Organics Internal Standard Information](#)

[Semivolatile Organics Surrogate Information](#)

[Volatile Organics Internal Standard Information](#)

[Volatile Organics Surrogate Information](#)

[EPH and VPH Alkane Lists](#)



CERTIFICATE OF ANALYSIS

Client Name: Horsley & Witten
Client Project ID: Barn On-Call No. 4

ESS Laboratory Work Order: 1812198

CURRENT SW-846 METHODOLOGY VERSIONS

Analytical Methods

- 1010A - Flashpoint
- 6010C - ICP
- 6020A - ICP MS
- 7010 - Graphite Furnace
- 7196A - Hexavalent Chromium
- 7470A - Aqueous Mercury
- 7471B - Solid Mercury
- 8011 - EDB/DBCP/TCP
- 8015C - GRO/DRO
- 8081B - Pesticides
- 8082A - PCB
- 8100M - TPH
- 8151A - Herbicides
- 8260B - VOA
- 8270D - SVOA
- 8270D SIM - SVOA Low Level
- 9014 - Cyanide
- 9038 - Sulfate
- 9040C - Aqueous pH
- 9045D - Solid pH (Corrosivity)
- 9050A - Specific Conductance
- 9056A - Anions (IC)
- 9060A - TOC
- 9095B - Paint Filter
- MADEP 04-1.1 - EPH
- MADEP 04-2.1 - VPH

Prep Methods

- 3005A - Aqueous ICP Digestion
- 3020A - Aqueous Graphite Furnace / ICP MS Digestion
- 3050B - Solid ICP / Graphite Furnace / ICP MS Digestion
- 3060A - Solid Hexavalent Chromium Digestion
- 3510C - Separatory Funnel Extraction
- 3520C - Liquid / Liquid Extraction
- 3540C - Manual Soxhlet Extraction
- 3541 - Automated Soxhlet Extraction
- 3546 - Microwave Extraction
- 3580A - Waste Dilution
- 5030B - Aqueous Purge and Trap
- 5030C - Aqueous Purge and Trap
- 5035A - Solid Purge and Trap

SW846 Reactivity Methods 7.3.3.2 (Reactive Cyanide) and 7.3.4.1 (Reactive Sulfide) have been withdrawn by EPA. These methods are reported per client request and are not NELAP accredited.



CERTIFICATE OF ANALYSIS

Client Name: Horsley & Witten
Client Project ID: Barn On-Call No. 4
Client Sample ID: HW-G S
Date Sampled: 12/03/18 11:05

ESS Laboratory Work Order: 1812198
ESS Laboratory Sample ID: 1812198-01
Sample Matrix: Ground Water

Subcontracted Analysis

<u>Analyte</u>	<u>Results (MRL)</u>	<u>MDL</u>	<u>Method</u>	<u>Limit</u>	<u>DF</u>	<u>Analyst</u>	<u>Analyzed</u>	<u>Units</u>	<u>Batch</u>
Isotopic - Compound Specific	See Attached (N/A)								



CERTIFICATE OF ANALYSIS

Client Name: Horsley & Witten
Client Project ID: Barn On-Call No. 4
Client Sample ID: HW-G M
Date Sampled: 12/03/18 11:54

ESS Laboratory Work Order: 1812198
ESS Laboratory Sample ID: 1812198-02
Sample Matrix: Ground Water

Subcontracted Analysis

<u>Analyte</u>	<u>Results (MRL)</u>	<u>MDL</u>	<u>Method</u>	<u>Limit</u>	<u>DF</u>	<u>Analyst</u>	<u>Analyzed</u>	<u>Units</u>	<u>Batch</u>
Isotopic - Compound Specific	See Attached (N/A)								



CERTIFICATE OF ANALYSIS

Client Name: Horsley & Witten
Client Project ID: Barn On-Call No. 4
Client Sample ID: HW-G D
Date Sampled: 12/03/18 12:57

ESS Laboratory Work Order: 1812198
ESS Laboratory Sample ID: 1812198-03
Sample Matrix: Ground Water

Subcontracted Analysis

<u>Analyte</u>	<u>Results (MRL)</u>	<u>MDL</u>	<u>Method</u>	<u>Limit</u>	<u>DF</u>	<u>Analyst</u>	<u>Analyzed</u>	<u>Units</u>	<u>Batch</u>
Isotopic - Compound Specific	See Attached (N/A)								



CERTIFICATE OF ANALYSIS

Client Name: Horsley & Witten
Client Project ID: Barn On-Call No. 4
Client Sample ID: OW-9S
Date Sampled: 12/03/18 16:25

ESS Laboratory Work Order: 1812198
ESS Laboratory Sample ID: 1812198-04
Sample Matrix: Ground Water

Subcontracted Analysis

<u>Analyte</u>	<u>Results (MRL)</u>	<u>MDL</u>	<u>Method</u>	<u>Limit</u>	<u>DF</u>	<u>Analyst</u>	<u>Analyzed</u>	<u>Units</u>	<u>Batch</u>
Isotopic - Compound Specific	See Attached (N/A)								



CERTIFICATE OF ANALYSIS

Client Name: Horsley & Witten
Client Project ID: Barn On-Call No. 4
Client Sample ID: OW-9D
Date Sampled: 12/03/18 15:10

ESS Laboratory Work Order: 1812198
ESS Laboratory Sample ID: 1812198-05
Sample Matrix: Ground Water

Subcontracted Analysis

<u>Analyte</u>	<u>Results (MRL)</u>	<u>MDL</u>	<u>Method</u>	<u>Limit</u>	<u>DF</u>	<u>Analyst</u>	<u>Analyzed</u>	<u>Units</u>	<u>Batch</u>
Isotopic - Compound Specific	See Attached (N/A)								



CERTIFICATE OF ANALYSIS

Client Name: Horsley & Witten
Client Project ID: Barn On-Call No. 4
Client Sample ID: OW-9DD
Date Sampled: 12/03/18 14:00

ESS Laboratory Work Order: 1812198
ESS Laboratory Sample ID: 1812198-06
Sample Matrix: Ground Water

Subcontracted Analysis

<u>Analyte</u>	<u>Results (MRL)</u>	<u>MDL</u>	<u>Method</u>	<u>Limit</u>	<u>DF</u>	<u>Analyst</u>	<u>Analyzed</u>	<u>Units</u>	<u>Batch</u>
Isotopic - Compound Specific	See Attached (N/A)								



CERTIFICATE OF ANALYSIS

Client Name: Horsley & Witten
Client Project ID: Barn On-Call No. 4
Client Sample ID: OW-9M
Date Sampled: 12/03/18 16:00

ESS Laboratory Work Order: 1812198
ESS Laboratory Sample ID: 1812198-07
Sample Matrix: Ground Water

Subcontracted Analysis

<u>Analyte</u>	<u>Results (MRL)</u>	<u>MDL</u>	<u>Method</u>	<u>Limit</u>	<u>DF</u>	<u>Analyst</u>	<u>Analyzed</u>	<u>Units</u>	<u>Batch</u>
Isotopic - Compound Specific	See Attached (N/A)								



CERTIFICATE OF ANALYSIS

Client Name: Horsley & Witten
Client Project ID: Barn On-Call No. 4

ESS Laboratory Work Order: 1812198

Notes and Definitions

- Z-08 See Attached
- ND Analyte NOT DETECTED at or above the MRL (LOQ), LOD for DoD Reports, MDL for J-Flagged Analytes
- dry Sample results reported on a dry weight basis
- RPD Relative Percent Difference
- MDL Method Detection Limit
- MRL Method Reporting Limit
- LOD Limit of Detection
- LOQ Limit of Quantitation
- DL Detection Limit
- I/V Initial Volume
- F/V Final Volume
- § Subcontracted analysis; see attached report
- 1 Range result excludes concentrations of surrogates and/or internal standards eluting in that range.
- 2 Range result excludes concentrations of target analytes eluting in that range.
- 3 Range result excludes the concentration of the C9-C10 aromatic range.
- Avg Results reported as a mathematical average.
- NR No Recovery
- [CALC] Calculated Analyte
- SUB Subcontracted analysis; see attached report
- RL Reporting Limit
- EDL Estimated Detection Limit
- MF Membrane Filtration
- MPN Most Probably Number
- TNTC Too numerous to Count
- CFU Colony Forming Units



CERTIFICATE OF ANALYSIS

Client Name: Horsley & Witten
Client Project ID: Barn On-Call No. 4

ESS Laboratory Work Order: 1812198

ESS LABORATORY CERTIFICATIONS AND ACCREDITATIONS

ENVIRONMENTAL

Rhode Island Potable and Non Potable Water: LAI00179

<http://www.health.ri.gov/find/labs/analytical/ESS.pdf>

Connecticut Potable and Non Potable Water, Solid and Hazardous Waste: PH-0750

http://www.ct.gov/dph/lib/dph/environmental_health/environmental_laboratories/pdf/OutofStateCommercialLaboratories.pdf

Maine Potable and Non Potable Water, and Solid and Hazardous Waste: RI00002

<http://www.maine.gov/dhhs/meecd/environmental-health/dwp/partners/labCert.shtml>

Massachusetts Potable and Non Potable Water: M-RI002

<http://public.dep.state.ma.us/Labcert/Labcert.aspx>

New Hampshire (NELAP accredited) Potable and Non Potable Water, Solid and Hazardous Waste: 2424

<http://des.nh.gov/organization/divisions/water/dwgb/nhelap/index.htm>

New York (NELAP accredited) Non Potable Water, Solid and Hazardous Waste: 11313

<http://www.wadsworth.org/labcert/elap/comm.html>

New Jersey (NELAP accredited) Non Potable Water, Solid and Hazardous Waste: RI006

http://datamine2.state.nj.us/DEP_OPRA/OpraMain/pi_main?mode=pi_by_site&sort_order=PI_NAMEA&Select+a+Site:=58715

United States Department of Agriculture Soil Permit: P330-12-00139

Pennsylvania: 68-01752

<http://www.dep.pa.gov/Business/OtherPrograms/Labs/Pages/Laboratory-Accreditation-Program.aspx>

BOSTON UNIVERSITY STABLE ISOTOPE LABORATORY

Data Sheet ¹⁸O Water

Date: 28 January 2019
Client: Kevin Braga
Project: ESS Laboratory
Data emailed: 1/28/19
Samples Returned/Archived:
Data Location: MF 79-79a

Samples arrived: 11/14/18; 12/10/18
Job Number: 18OH 65; 18OH 74
Comments: combined 2 jobs
File name: br18OH65 18OH74.xls

Data normalized to V-SMOW/SLAP scale

Volume Water used: 100 ul per sample

IMPORTANT DISCLAIMER: Due to a quirk in Excel, numbers are shown to 9 decimal places. Values MUST be rounded to 2 decimal places. The accuracy of the data are reliable to 2 decimal places ONLY.

Sample ID	$\delta^{18}\text{O}$ (V-SMOW)	Atm %	Comments
IAEA OH-14	-5.64	0.19899	
IAEA OH-15	-9.59	0.19820	
1811299-2	-6.92	0.19874	
1811299-2	-6.77	0.19877	
1811299-4	-6.79	0.19876	
1811299-4	-6.85	0.19875	
1811299-5	-6.90	0.19874	
1811299-5	-6.88	0.19875	
1811299-7	-2.67	0.19959	
1811299-7	-2.61	0.19960	
1812198-1	-6.74	0.19877	
1812198-1	-6.93	0.19874	
1812198-2	-7.53	0.19861	
1812198-2	-7.57	0.19861	
1812198-3	-7.18	0.19868	
1812198-3	-7.45	0.19863	
1812198-4	-7.29	0.19866	
1812198-4	-7.41	0.19864	
1812198-5	-7.76	0.19857	
1812198-5	-7.71	0.19858	
Antarc IC	-29.83	0.19416	
1812198-6	-7.52	0.19862	
1812198-6	-7.57	0.19861	
1812198-7	-7.13	0.19870	
1812198-7	-7.24	0.19867	
1812232-1	-7.58	0.19860	
1812232-1	-7.54	0.19861	
1812232-2	-6.95	0.19873	
1812232-2	-6.89	0.19874	
1812232-3	-7.28	0.19867	
1812232-3	-7.36	0.19865	
IAEA OH-16	-15.72	0.19698	

Expected Values:	
IAEA OH-14	-5.60
IAEA OH-15	-9.41
IAEA OH-16	-15.41
Ant. IC	-30.00

BOSTON UNIVERSITY STABLE ISOTOPE LABORATORY

Client Data Sheet ²H Water

Date: 22 January 2019
Client: Kevin Braga
Project: ESS Laboratory
Data emailed: 1/28/19
Samples Returned/Archived:
Data Location: MF 79-79a

Samples arrived: 11/14/18; 12/10/18
Job Number: 18OH 65; 18OH 74
Comments: combined 2 jobs
File name: br18OH65 18OH74.xls

Data normalized to VSMOW/SLAP scale

Volume Water used: 100 ul per sample

IMPORTANT DISCLAIMER: Due to a quirk in Excel, numbers are shown to 9 decimal places.

Values MUST be rounded to 2 decimal places. The accuracy of the data are reliable to 2 decimal places ONLY.

Sample ID	δD (V-SMOW)	Atm %	Comments
IAEA OH-14	-37.45	0.01499	
IAEA OH-15	-77.89	0.01436	
1811299-2	-40.41	0.01494	
1811299-2	-40.17	0.01495	
1811299-4	-38.56	0.01497	
1811299-4	-38.87	0.01497	
1811299-5	-38.28	0.01498	
1811299-5	-38.15	0.01498	
1811299-7	-18.65	0.01528	
1811299-7	-20.42	0.01526	
1811299-7	-23.04	0.01521	
1812198-1	-38.19	0.01498	
1812198-1	-37.87	0.01498	
1812198-2	-44.34	0.01488	
1812198-2	-44.39	0.01488	
1812198-3	-44.15	0.01489	
1812198-3	-44.56	0.01488	
1812198-4	-41.86	0.01492	
1812198-4	-42.94	0.01490	
1812198-5	-47.91	0.01483	
1812198-5	-46.82	0.01484	
1812198-5	-47.20	0.01484	
1812198-6	-45.58	0.01486	
1812198-6	-45.48	0.01487	
1812198-7	-41.44	0.01493	
1812198-7	-43.40	0.01490	
1812232-1	-49.29	0.01481	
1812232-1	-49.66	0.01480	
1812232-2	-42.64	0.01491	
1812232-2	-42.57	0.01491	
1812232-3	-44.76	0.01488	*
1812232-3	-41.61	0.01493	*

Expected Values:	
IAEA OH-14	-37.70
IAEA OH-15	-78.00
IAEA OH-14	-113.80
Ant. IC	-239.69

ESS Laboratory Sample and Cooler Receipt Checklist

Client: Horsley Witten Group - KPB/HDM

ESS Project ID: 1812198

Date Received: 12/7/2018

Shipped/Delivered Via: ESS Courier

Project Due Date: 12/14/2018

Days for Project: 5 Day

- 1. Air bill manifest present? No
Air No.: NA
- 2. Were custody seals present? No
- 3. Is radiation count <100 CPM? Yes
- 4. Is a Cooler Present? Yes
Temp: .8 Iced with: Ice
- 5. Was COC signed and dated by client? Yes

- 6. Does COC match bottles? Yes
- 7. Is COC complete and correct? Yes
- 8. Were samples received intact? Yes
- 9. Were labs informed about short holds & rushes? Yes / No / NA
- 10. Were any analyses received outside of hold time? Yes / No

11. Any Subcontracting needed? Yes / No
 ESS Sample IDs: 1812198 1-7
 Analysis: ISO topic analysis
 TAT: STD

- 12. Were VOAs received? Yes / No
- a. Air bubbles in aqueous VOAs? Yes / No
- b. Does methanol cover soil completely? Yes / No / NA

13. Are the samples properly preserved? Yes / No
 a. If metals preserved upon receipt: Date: _____ Time: _____ By: _____
 b. Low Level VOA vials frozen: Date: _____ Time: _____ By: _____

Sample Receiving Notes:

14. Was there a need to contact Project Manager? Yes / No
 a. Was there a need to contact the client? Yes / No
 Who was contacted? _____ Date: _____ Time: _____ By: _____

Sample Number	Container ID	Proper Container	Air Bubbles Present	Sufficient Volume	Container Type	Preservative	Record pH (Cyanide and 608 Pesticides)
01	300122	Yes	NA	Yes	250 mL Poly - Unpres	NP	
02	300121	Yes	NA	Yes	250 mL Poly - Unpres	NP	
03	300120	Yes	NA	Yes	250 mL Poly - Unpres	NP	
04	300119	Yes	NA	Yes	250 mL Poly - Unpres	NP	
05	300118	Yes	NA	Yes	250 mL Poly - Unpres	NP	
06	300117	Yes	NA	Yes	250 mL Poly - Unpres	NP	
07	300116	Yes	NA	Yes	250 mL Poly - Unpres	NP	

2nd Review
 Are barcode labels on correct containers? Yes / No
 Are all necessary stickers attached? Yes / No

Completed By: [Signature] Date & Time: 12/7/18 13:27
 Reviewed By: [Signature] Date & Time: 12/7/18 1453
 Delivered By: [Signature] Date & Time: 12/7/18 1453

CHAIN OF CUSTODY

ESS Lab # 1812198

Reporting Limits - **GW-1**

Turn Time Standard Other
 Regulatory State: **MA** RI CT NH NJ NY ME Other
 Is this project for any of the following: (please circle)
 MA-MCP Navy USACE CT DEP Other
 Project # **1812198**

Electronic Deliverables Excel Access PDF

Co. Name **ESS Laboratory**

Contact Person **Shawn Morrell**

City, State **Zip**

PO #

Tel. ext 3083 email: smorrell@thielsch.com

ESS Lab ID	Date	Collection Time	Grab-G Composite-C	Matrix	Sample ID	Pres Code	# of Containers	Type of Container	Vol of Container
	12/3/18	1105	G	GW	1812198-01	1	1	P	
	12/3/18	1154	G	GW	1812198-02	1	1	P	
	12/3/18	1257	G	GW	1812198-03	1	1	P	
	12/3/18	1625	G	GW	1812198-04	1	1	P	
	12/3/18	1510	G	GW	1812198-05	1	1	P	
	12/3/18	1400	G	GW	1812198-06	1	1	P	
	12/3/18	1600	G	GW	1812198-07	1	1	P	

Analysis	Stable Isotope for	Hydrogen and Oxygen
	X	
	X	
	X	
	X	
	X	
	X	
	X	

Container Type: P-Poly G-Glass AG-Amber Glass S-Sterile V-VOA

Matrix: S-Soil SD-Solid D-Sludge WW-Wastewater GW-Groundwater SW-Surface Water DW-Drinking Water O-Oil W-Wipes F-Filter

Preservation Code: 1-NP, 2-HCl, 3-H2SO4, 4-HNO3, 5-NaOH, 6-MeOH, 7-Asorbic Acid, 8-ZnAc2, 9-

Cooler Present Yes ___ No ___

Seals Intact Yes ___ No NA: ___

Cooler Temperature: ___

Received by: (Signature, Date & Time)

Relinquished by: (Signature, Date & Time)

Internal Use Only

Sampld by:

Comments:

Received by: (Signature, Date & Time)
 Relinquished by: (Signature, Date & Time)

5 Cummings Mall
Boston MA 02215

Report Method Blank & Laboratory Control Sample Results

collected in accordance with MADEP CAM VIIIA

CERTIFICATE OF ANALYSIS

Josphine Ibanez
Horsley & Witten
90 Route 6A
Sandwich, MA 02563

RE: Barn On-Call No. 4 (17027)
ESS Laboratory Work Order Number: 1812231

This signed Certificate of Analysis is our approved release of your analytical results. These results are only representative of sample aliquots received at the laboratory. ESS Laboratory expects its clients to follow all regulatory sampling guidelines. Beginning with this page, the entire report has been paginated. This report should not be copied except in full without the approval of the laboratory. Samples will be disposed of thirty days after the final report has been delivered. If you have any questions or concerns, please feel free to call our Customer Service Department.



Laurel Stoddard
Laboratory Director

REVIEWED**By ESS Laboratory at 5:19 pm, Dec 28, 2018****Analytical Summary**

The project as described above has been analyzed in accordance with the ESS Quality Assurance Plan. This plan utilizes the following methodologies: US EPA SW-846, US EPA Methods for Chemical Analysis of Water and Wastes per 40 CFR Part 136, APHA Standard Methods for the Examination of Water and Wastewater, American Society for Testing and Materials (ASTM), and other recognized methodologies. The analyses with these noted observations are in conformance to the Quality Assurance Plan. In chromatographic analysis, manual integration is frequently used instead of automated integration because it produces more accurate results.

The test results present in this report are in compliance with TNI and relative state standards, and/or client Quality Assurance Project Plans (QAPP). The laboratory has reviewed the following: Sample Preservations, Hold Times, Initial Calibrations, Continuing Calibrations, Method Blanks, Blank Spikes, Blank Spike Duplicates, Duplicates, Matrix Spikes, Matrix Spike Duplicates, Surrogates and Internal Standards. Any results which were found to be outside of the recommended ranges stated in our SOPs will be noted in the Project Narrative.

Subcontracted Analyses

Maxxam Analytics - Cheektowaga, NY

PFAS



CERTIFICATE OF ANALYSIS

Client Name: Horsley & Witten
Client Project ID: Barn On-Call No. 4

ESS Laboratory Work Order: 1812231

SAMPLE RECEIPT

The following samples were received on December 10, 2018 for the analyses specified on the enclosed Chain of Custody Record.

Lab Number	Sample Name	Matrix	Analysis
1812231-01	OW-18 S	Ground Water	SUB
1812231-02	OW-18 M	Ground Water	SUB
1812231-03	OW-18 D	Ground Water	8270D SIM, SUB
1812231-04	OW-19 D	Ground Water	8270D SIM



CERTIFICATE OF ANALYSIS

Client Name: Horsley & Witten
Client Project ID: Barn On-Call No. 4

ESS Laboratory Work Order: 1812231

PROJECT NARRATIVE

8270D(SIM) Semi-Volatile Organic Compounds w/ Isotope Dilution

C8L0209-TUN1 [Benzidine tailing factor >2.](#)

C8L0209-TUN1 [Pentachlorophenol tailing factor > 2.](#)

No other observations noted.

End of Project Narrative.

DATA USABILITY LINKS

To ensure you are viewing the most current version of the documents below, please clear your internet cookies for www.ESSLaboratory.com. Consult your IT Support personnel for information on how to clear your internet cookies.

[Definitions of Quality Control Parameters](#)

[Semivolatile Organics Internal Standard Information](#)

[Semivolatile Organics Surrogate Information](#)

[Volatile Organics Internal Standard Information](#)

[Volatile Organics Surrogate Information](#)

[EPH and VPH Alkane Lists](#)



CERTIFICATE OF ANALYSIS

Client Name: Horsley & Witten
Client Project ID: Barn On-Call No. 4

ESS Laboratory Work Order: 1812231

CURRENT SW-846 METHODOLOGY VERSIONS

Analytical Methods

- 1010A - Flashpoint
- 6010C - ICP
- 6020A - ICP MS
- 7010 - Graphite Furnace
- 7196A - Hexavalent Chromium
- 7470A - Aqueous Mercury
- 7471B - Solid Mercury
- 8011 - EDB/DBCP/TCP
- 8015C - GRO/DRO
- 8081B - Pesticides
- 8082A - PCB
- 8100M - TPH
- 8151A - Herbicides
- 8260B - VOA
- 8270D - SVOA
- 8270D SIM - SVOA Low Level
- 9014 - Cyanide
- 9038 - Sulfate
- 9040C - Aqueous pH
- 9045D - Solid pH (Corrosivity)
- 9050A - Specific Conductance
- 9056A - Anions (IC)
- 9060A - TOC
- 9095B - Paint Filter
- MADEP 04-1.1 - EPH
- MADEP 04-2.1 - VPH

Prep Methods

- 3005A - Aqueous ICP Digestion
- 3020A - Aqueous Graphite Furnace / ICP MS Digestion
- 3050B - Solid ICP / Graphite Furnace / ICP MS Digestion
- 3060A - Solid Hexavalent Chromium Digestion
- 3510C - Separatory Funnel Extraction
- 3520C - Liquid / Liquid Extraction
- 3540C - Manual Soxhlet Extraction
- 3541 - Automated Soxhlet Extraction
- 3546 - Microwave Extraction
- 3580A - Waste Dilution
- 5030B - Aqueous Purge and Trap
- 5030C - Aqueous Purge and Trap
- 5035A - Solid Purge and Trap

SW846 Reactivity Methods 7.3.3.2 (Reactive Cyanide) and 7.3.4.1 (Reactive Sulfide) have been withdrawn by EPA. These methods are reported per client request and are not NELAP accredited.



CERTIFICATE OF ANALYSIS

Client Name: Horsley & Witten
Client Project ID: Barn On-Call No. 4
Client Sample ID: OW-18 S
Date Sampled: 12/07/18 15:00

ESS Laboratory Work Order: 1812231
ESS Laboratory Sample ID: 1812231-01
Sample Matrix: Ground Water

Subcontracted Analysis

<u>Analyte</u>	<u>Results (MRL)</u>	<u>MDL</u>	<u>Method</u>	<u>Limit</u>	<u>DF</u>	<u>Analyst</u>	<u>Analyzed</u>	<u>Units</u>	<u>Batch</u>
PFAS	See Attached (N/A)								



CERTIFICATE OF ANALYSIS

Client Name: Horsley & Witten
Client Project ID: Barn On-Call No. 4
Client Sample ID: OW-18 M
Date Sampled: 12/07/18 14:30

ESS Laboratory Work Order: 1812231
ESS Laboratory Sample ID: 1812231-02
Sample Matrix: Ground Water

Subcontracted Analysis

<u>Analyte</u>	<u>Results (MRL)</u>	<u>MDL</u>	<u>Method</u>	<u>Limit</u>	<u>DF</u>	<u>Analyst</u>	<u>Analyzed</u>	<u>Units</u>	<u>Batch</u>
PFAS	See Attached (N/A)								



CERTIFICATE OF ANALYSIS

Client Name: Horsley & Witten
Client Project ID: Barn On-Call No. 4
Client Sample ID: OW-18 D
Date Sampled: 12/07/18 13:15
Percent Solids: N/A
Initial Volume: 500
Final Volume: 0.5
Extraction Method: 3535A

ESS Laboratory Work Order: 1812231
ESS Laboratory Sample ID: 1812231-03
Sample Matrix: Ground Water
Units: ug/L
Analyst: VSC
Prepared: 12/10/18 21:45

8270D(SIM) Semi-Volatile Organic Compounds w/ Isotope Dilution

<u>Analyte</u>	<u>Results (MRL)</u>	<u>MDL</u>	<u>Method</u>	<u>Limit</u>	<u>DF</u>	<u>Analyzed</u>	<u>Sequence</u>	<u>Batch</u>
1,4-Dioxane	ND (0.250)		8270D SIM		1	12/11/18 22:34	C8L0209	CL81047
		<i>%Recovery</i>	<i>Qualifier</i>	<i>Limits</i>				
<i>Surrogate: 1,4-Dioxane-d8</i>		51 %		15-115				



CERTIFICATE OF ANALYSIS

Client Name: Horsley & Witten
Client Project ID: Barn On-Call No. 4
Client Sample ID: OW-18 D
Date Sampled: 12/07/18 13:15

ESS Laboratory Work Order: 1812231
ESS Laboratory Sample ID: 1812231-03
Sample Matrix: Ground Water

Subcontracted Analysis

<u>Analyte</u>	<u>Results (MRL)</u>	<u>MDL</u>	<u>Method</u>	<u>Limit</u>	<u>DF</u>	<u>Analyst</u>	<u>Analyzed</u>	<u>Units</u>	<u>Batch</u>
PFAS	See Attached (N/A)								



CERTIFICATE OF ANALYSIS

Client Name: Horsley & Witten
Client Project ID: Barn On-Call No. 4
Client Sample ID: OW-19 D
Date Sampled: 12/07/18 16:20
Percent Solids: N/A
Initial Volume: 500
Final Volume: 0.5
Extraction Method: 3535A

ESS Laboratory Work Order: 1812231
ESS Laboratory Sample ID: 1812231-04
Sample Matrix: Ground Water
Units: ug/L
Analyst: VSC
Prepared: 12/10/18 21:45

8270D(SIM) Semi-Volatile Organic Compounds w/ Isotope Dilution

<u>Analyte</u>	<u>Results (MRL)</u>	<u>MDL</u>	<u>Method</u>	<u>Limit</u>	<u>DF</u>	<u>Analyzed</u>	<u>Sequence</u>	<u>Batch</u>
1,4-Dioxane	ND (0.250)		8270D SIM		1	12/11/18 23:08	C8L0209	CL81047
		<i>%Recovery</i>	<i>Qualifier</i>	<i>Limits</i>				
<i>Surrogate: 1,4-Dioxane-d8</i>		55 %		15-115				



CERTIFICATE OF ANALYSIS

Client Name: Horsley & Witten
 Client Project ID: Barn On-Call No. 4

ESS Laboratory Work Order: 1812231

Quality Control Data

Analyte	Result	MRL	Units	Spike Level	Source Result	%REC	%REC Limits	RPD	RPD Limit	Qualifier
8270D(SIM) Semi-Volatile Organic Compounds w/ Isotope Dilution										
Batch CL81047 - 3535A										
Blank										
1,4-Dioxane	ND	0.250	ug/L							
Surrogate: 1,4-Dioxane-d8	ND		ug/L	5.000		31	15-115			
LCS										
1,4-Dioxane	11.7	0.250	ug/L	10.00		117	40-140			
Surrogate: 1,4-Dioxane-d8	1.57		ug/L	5.000		31	15-115			
LCS Dup										
1,4-Dioxane	10.9	0.250	ug/L	10.00		109	40-140	7	20	
Surrogate: 1,4-Dioxane-d8	2.09		ug/L	5.000		42	15-115			



CERTIFICATE OF ANALYSIS

Client Name: Horsley & Witten
Client Project ID: Barn On-Call No. 4

ESS Laboratory Work Order: 1812231

Notes and Definitions

- Z-08 See Attached
- U Analyte included in the analysis, but not detected
- PT Pentachlorophenol tailing factor > 2.
- BT Benzidine tailing factor >2.
- ND Analyte NOT DETECTED at or above the MRL (LOQ), LOD for DoD Reports, MDL for J-Flagged Analytes
- dry Sample results reported on a dry weight basis
- RPD Relative Percent Difference
- MDL Method Detection Limit
- MRL Method Reporting Limit
- LOD Limit of Detection
- LOQ Limit of Quantitation
- DL Detection Limit
- I/V Initial Volume
- F/V Final Volume
- § Subcontracted analysis; see attached report
- 1 Range result excludes concentrations of surrogates and/or internal standards eluting in that range.
- 2 Range result excludes concentrations of target analytes eluting in that range.
- 3 Range result excludes the concentration of the C9-C10 aromatic range.
- Avg Results reported as a mathematical average.
- NR No Recovery
- [CALC] Calculated Analyte
- SUB Subcontracted analysis; see attached report
- RL Reporting Limit
- EDL Estimated Detection Limit
- MF Membrane Filtration
- MPN Most Probably Number
- TNTC Too numerous to Count
- CFU Colony Forming Units



CERTIFICATE OF ANALYSIS

Client Name: Horsley & Witten
Client Project ID: Barn On-Call No. 4

ESS Laboratory Work Order: 1812231

ESS LABORATORY CERTIFICATIONS AND ACCREDITATIONS

ENVIRONMENTAL

Rhode Island Potable and Non Potable Water: LAI00179

<http://www.health.ri.gov/find/labs/analytical/ESS.pdf>

Connecticut Potable and Non Potable Water, Solid and Hazardous Waste: PH-0750

http://www.ct.gov/dph/lib/dph/environmental_health/environmental_laboratories/pdf/OutofStateCommercialLaboratories.pdf

Maine Potable and Non Potable Water, and Solid and Hazardous Waste: RI00002

<http://www.maine.gov/dhhs/meecd/environmental-health/dwp/partners/labCert.shtml>

Massachusetts Potable and Non Potable Water: M-RI002

<http://public.dep.state.ma.us/Labcert/Labcert.aspx>

New Hampshire (NELAP accredited) Potable and Non Potable Water, Solid and Hazardous Waste: 2424

<http://des.nh.gov/organization/divisions/water/dwgb/nhelap/index.htm>

New York (NELAP accredited) Non Potable Water, Solid and Hazardous Waste: 11313

<http://www.wadsworth.org/labcert/elap/comm.html>

New Jersey (NELAP accredited) Non Potable Water, Solid and Hazardous Waste: RI006

http://datamine2.state.nj.us/DEP_OPRA/OpraMain/pi_main?mode=pi_by_site&sort_order=PI_NAMEA&Select+a+Site:=58715

United States Department of Agriculture Soil Permit: P330-12-00139

Pennsylvania: 68-01752

<http://www.dep.pa.gov/Business/OtherPrograms/Labs/Pages/Laboratory-Accreditation-Program.aspx>

Your P.O. #: B02623
Your Project #: 1812231
Your C.O.C. #: N/A

Attention: Shawn Morrell

ESS Laboratory
185 Frances Ave
Cranston, RI
USA 02910

Report Date: 2018/12/28
Report #: R5541728
Version: 1 - Final

CERTIFICATE OF ANALYSIS

MAXXAM JOB #: B8X2497

Received: 2018/12/12, 13:56

Sample Matrix: Water
Samples Received: 3

Analyses	Date		Laboratory Method	Reference
	Quantity Extracted	Date Analyzed		
PFOS and PFOA in water by SPE/LCMS (1)	3	2018/12/20	2018/12/21 CAM SOP-00894	EPA 537 m

Remarks:

Maxxam Analytics' laboratories are accredited to ISO/IEC 17025:2005 for specific parameters on scopes of accreditation. Unless otherwise noted, procedures used by Maxxam are based upon recognized Provincial, Federal or US method compendia such as CCME, MDDELCC, EPA, APHA.

All work recorded herein has been done in accordance with procedures and practices ordinarily exercised by professionals in Maxxam's profession using accepted testing methodologies, quality assurance and quality control procedures (except where otherwise agreed by the client and Maxxam in writing). All data is in statistical control and has met quality control and method performance criteria unless otherwise noted. All method blanks are reported; unless indicated otherwise, associated sample data are not blank corrected. Where applicable, unless otherwise noted, Measurement Uncertainty has not been accounted for when stating conformity to the referenced standard.

Maxxam Analytics' liability is limited to the actual cost of the requested analyses, unless otherwise agreed in writing. There is no other warranty expressed or implied. Maxxam has been retained to provide analysis of samples provided by the Client using the testing methodology referenced in this report. Interpretation and use of test results are the sole responsibility of the Client and are not within the scope of services provided by Maxxam, unless otherwise agreed in writing. Maxxam is not responsible for the accuracy or any data impacts, that result from the information provided by the customer or their agent.

Solid sample results, except biota, are based on dry weight unless otherwise indicated. Organic analyses are not recovery corrected except for isotope dilution methods.

Results relate to samples tested. When sampling is not conducted by Maxxam, results relate to the supplied samples tested.

This Certificate shall not be reproduced except in full, without the written approval of the laboratory.

Reference Method suffix "m" indicates test methods incorporate validated modifications from specific reference methods to improve performance.

* RPDs calculated using raw data. The rounding of final results may result in the apparent difference.

(1) Per- and polyfluoroalkyl substances (PFAS) identified as surrogates on the certificate of analysis represent the extracted internal standard.

U = Undetected at the limit of quantitation.

J = Estimated concentration between the EDL & RDL.

B = Blank Contamination.

Q = One or more quality control criteria failed.

E = Analyte concentration exceeds the maximum concentration level.

K = Estimated maximum possible concentration due to ion abundance ratio failure.

Encryption Key

Please direct all questions regarding this Certificate of Analysis to your Project Manager.

Your P.O. #: B02623
Your Project #: 1812231
Your C.O.C. #: N/A

Attention: Shawn Morrell

ESS Laboratory
185 Frances Ave
Cranston, RI
USA 02910

Report Date: 2018/12/28
Report #: R5541728
Version: 1 - Final

CERTIFICATE OF ANALYSIS

MAXXAM JOB #: B8X2497

Received: 2018/12/12, 13:56

Stephanie Pollen, Project Manager

Email: SPollen@maxxam.ca

Phone# (905) 817-5700

=====

Maxxam has procedures in place to guard against improper use of the electronic signature and have the required "signatories", as per section 5.10.2 of ISO/IEC 17025:2005(E), signing the reports. For Service Group specific validation please refer to the Validation Signature Page.

RESULTS OF ANALYSES OF WATER

Maxxam ID		INO754	INO755	INO756			
Sampling Date		2018/12/07 15:00	2018/12/07 14:30	2018/12/07 13:15			
	UNITS	1812231-01	1812231-02	1812231-03	RDL	MDL	QC Batch
Miscellaneous Parameters							
6:2 Fluorotelomer sulfonate	ug/L	0.0066 U	0.0066 U	0.0066 U	0.020	0.0066	5899483
8:2 Fluorotelomer sulfonate	ug/L	0.0066 U	0.0066 U	0.0066 U	0.020	0.0066	5899483
Perfluorobutanoic acid	ug/L	0.0055 U	0.0071 J	0.0074 J	0.020	0.0055	5899483
Perfluorobutane Sulfonate (PFBS)	ug/L	0.0054 U	0.0054 U	0.0054 U	0.020	0.0054	5899483
Perfluorodecane Sulfonate	ug/L	0.0060 U	0.0060 U	0.0060 U	0.020	0.0060	5899483
Perfluoroheptanoic Acid (PFHpA)	ug/L	0.0074 U	0.0074 U	0.014 J	0.020	0.0074	5899483
Perfluorohexanoic Acid (PFHxA)	ug/L	0.0073 J	0.027	0.033	0.020	0.0035	5899483
Perfluorohexane Sulfonate (PFHxS)	ug/L	0.0056 U	0.073	0.13	0.020	0.0056	5899483
Perfluorononanoic Acid (PFNA)	ug/L	0.0087 U	0.0087 U	0.0087 U	0.020	0.0087	5899483
Perfluorooctane Sulfonamide (PFOSA)	ug/L	0.0034 U	0.0034 U	0.0034 U	0.020	0.0034	5899483
Perfluoropentanoic Acid (PFPeA)	ug/L	0.010 J	0.036	0.027	0.020	0.0075	5899483
Perfluorotetradecanoic Acid	ug/L	0.0027 U	0.0027 U	0.0027 U	0.020	0.0027	5899483
Perfluorotridecanoic Acid	ug/L	0.0038 U	0.0038 U	0.0038 U	0.020	0.0038	5899483
Perfluoroundecanoic Acid (PFUnA)	ug/L	0.0025 U	0.0025 U	0.0025 U	0.020	0.0025	5899483
Perfluorodecanoic Acid (PFDA)	ug/L	0.0061 U	0.0061 U	0.0061 U	0.020	0.0061	5899483
Perfluorododecanoic Acid (PFDoA)	ug/L	0.0050 U	0.0050 U	0.0050 U	0.020	0.0050	5899483
Perfluoro-n-Octanoic Acid (PFOA)	ug/L	0.012 J	0.0060 J	0.019 J	0.020	0.0033	5899483
Perfluorooctane Sulfonate (PFOS)	ug/L	0.028	0.24	0.32	0.020	0.0060	5899483
Surrogate Recovery (%)							
13C2-6:2 Fluorotelomer sulfonate	%	84	85	87	N/A	N/A	5899483
13C2-8:2 Fluorotelomer sulfonate	%	82	92	77	N/A	N/A	5899483
13C2-Perfluorodecanoic acid	%	95	91	89	N/A	N/A	5899483
13C2-Perfluorododecanoic acid	%	88	100	85	N/A	N/A	5899483
13C2-Perfluorohexanoic acid	%	92	98	93	N/A	N/A	5899483
13C2-perfluorotetradecanoic acid	%	76	98	82	N/A	N/A	5899483
13C2-Perfluoroundecanoic acid	%	94	101	86	N/A	N/A	5899483
13C4-Perfluorobutanoic acid	%	105	100	103	N/A	N/A	5899483
13C4-Perfluoroheptanoic acid	%	91	95	95	N/A	N/A	5899483
13C4-Perfluorooctanesulfonate	%	92	100	92	N/A	N/A	5899483
13C4-Perfluorooctanoic acid	%	92	91	86	N/A	N/A	5899483
13C5-Perfluorononanoic acid	%	83	94	95	N/A	N/A	5899483
13C5-Perfluoropentanoic acid	%	94	99	97	N/A	N/A	5899483
13C8-Perfluorooctane Sulfonamide	%	77	83	83	N/A	N/A	5899483
18O2-Perfluorohexanesulfonate	%	86	85	88	N/A	N/A	5899483
RDL = Reportable Detection Limit QC Batch = Quality Control Batch N/A = Not Applicable							

TEST SUMMARY

Maxxam ID: INO754
Sample ID: 1812231-01
Matrix: Water

Collected: 2018/12/07
Shipped:
Received: 2018/12/12

Test Description	Instrumentation	Batch	Extracted	Date Analyzed	Analyst
PFOS and PFOA in water by SPE/LCMS	LCMS	5899483	2018/12/20	2018/12/21	Janet Dalisay

Maxxam ID: INO755
Sample ID: 1812231-02
Matrix: Water

Collected: 2018/12/07
Shipped:
Received: 2018/12/12

Test Description	Instrumentation	Batch	Extracted	Date Analyzed	Analyst
PFOS and PFOA in water by SPE/LCMS	LCMS	5899483	2018/12/20	2018/12/21	Janet Dalisay

Maxxam ID: INO756
Sample ID: 1812231-03
Matrix: Water

Collected: 2018/12/07
Shipped:
Received: 2018/12/12

Test Description	Instrumentation	Batch	Extracted	Date Analyzed	Analyst
PFOS and PFOA in water by SPE/LCMS	LCMS	5899483	2018/12/20	2018/12/21	Janet Dalisay

GENERAL COMMENTS

Results relate only to the items tested.

QUALITY ASSURANCE REPORT

QA/QC	Batch	Init	QC Type	Parameter	Date Analyzed	Value	% Recovery	UNITS	QC Limits
5899483	JDA	Spiked Blank	13C2-6:2 Fluorotelomer sulfonate	2018/12/21	100	%	50 - 150		
			13C2-8:2 Fluorotelomer sulfonate	2018/12/21	91	%	50 - 150		
			13C2-Perfluorodecanoic acid	2018/12/21	102	%	50 - 150		
			13C2-Perfluorododecanoic acid	2018/12/21	95	%	50 - 150		
			13C2-Perfluorohexanoic acid	2018/12/21	100	%	50 - 150		
			13C2-perfluorotetradecanoic acid	2018/12/21	102	%	50 - 150		
			13C2-Perfluoroundecanoic acid	2018/12/21	106	%	50 - 150		
			13C4-Perfluorobutanoic acid	2018/12/21	107	%	50 - 150		
			13C4-Perfluoroheptanoic acid	2018/12/21	93	%	50 - 150		
			13C4-Perfluorooctanesulfonate	2018/12/21	100	%	50 - 150		
			13C4-Perfluorooctanoic acid	2018/12/21	92	%	50 - 150		
			13C5-Perfluorononanoic acid	2018/12/21	98	%	50 - 150		
			13C5-Perfluoropentanoic acid	2018/12/21	103	%	50 - 150		
			13C8-Perfluorooctane Sulfonamide	2018/12/21	92	%	50 - 150		
			18O2-Perfluorohexanesulfonate	2018/12/21	88	%	50 - 150		
			6:2 Fluorotelomer sulfonate	2018/12/21	108	%	70 - 130		
			8:2 Fluorotelomer sulfonate	2018/12/21	106	%	70 - 130		
			Perfluorobutanoic acid	2018/12/21	102	%	70 - 130		
			Perfluorobutane Sulfonate (PFBS)	2018/12/21	118	%	70 - 130		
			Perfluorodecane Sulfonate	2018/12/21	96	%	70 - 130		
			Perfluoroheptanoic Acid (PFHpA)	2018/12/21	110	%	70 - 130		
			Perfluorohexanoic Acid (PFHxA)	2018/12/21	102	%	70 - 130		
			Perfluorohexane Sulfonate (PFHxS)	2018/12/21	124	%	70 - 130		
			Perfluorononanoic Acid (PFNA)	2018/12/21	108	%	70 - 130		
			Perfluorooctane Sulfonamide (PFOSA)	2018/12/21	103	%	70 - 130		
			Perfluoropentanoic Acid (PFPeA)	2018/12/21	102	%	70 - 130		
			Perfluorotetradecanoic Acid	2018/12/21	89	%	70 - 130		
			Perfluorotridecanoic Acid	2018/12/21	103	%	70 - 130		
			Perfluoroundecanoic Acid (PFUnA)	2018/12/21	100	%	70 - 130		
			Perfluorodecanoic Acid (PFDA)	2018/12/21	98	%	70 - 130		
			Perfluorododecanoic Acid (PFDoA)	2018/12/21	117	%	70 - 130		
			Perfluoro-n-Octanoic Acid (PFOA)	2018/12/21	118	%	70 - 130		
			Perfluorooctane Sulfonate (PFOS)	2018/12/21	99	%	70 - 130		
5899483	JDA	Spiked Blank DUP	13C2-6:2 Fluorotelomer sulfonate	2018/12/21	97	%	50 - 150		
			13C2-8:2 Fluorotelomer sulfonate	2018/12/21	88	%	50 - 150		
			13C2-Perfluorodecanoic acid	2018/12/21	84	%	50 - 150		
			13C2-Perfluorododecanoic acid	2018/12/21	78	%	50 - 150		
			13C2-Perfluorohexanoic acid	2018/12/21	95	%	50 - 150		
			13C2-perfluorotetradecanoic acid	2018/12/21	85	%	50 - 150		
			13C2-Perfluoroundecanoic acid	2018/12/21	85	%	50 - 150		
			13C4-Perfluorobutanoic acid	2018/12/21	108	%	50 - 150		
			13C4-Perfluoroheptanoic acid	2018/12/21	97	%	50 - 150		
			13C4-Perfluorooctanesulfonate	2018/12/21	98	%	50 - 150		
			13C4-Perfluorooctanoic acid	2018/12/21	96	%	50 - 150		
			13C5-Perfluorononanoic acid	2018/12/21	95	%	50 - 150		
			13C5-Perfluoropentanoic acid	2018/12/21	99	%	50 - 150		
			13C8-Perfluorooctane Sulfonamide	2018/12/21	77	%	50 - 150		
			18O2-Perfluorohexanesulfonate	2018/12/21	94	%	50 - 150		
			6:2 Fluorotelomer sulfonate	2018/12/21	110	%	70 - 130		
			8:2 Fluorotelomer sulfonate	2018/12/21	99	%	70 - 130		
			Perfluorobutanoic acid	2018/12/21	105	%	70 - 130		
Perfluorobutane Sulfonate (PFBS)	2018/12/21	97	%	70 - 130					
Perfluorodecane Sulfonate	2018/12/21	104	%	70 - 130					
Perfluoroheptanoic Acid (PFHpA)	2018/12/21	104	%	70 - 130					

QUALITY ASSURANCE REPORT(CONT'D)

QA/QC	Batch	Init	QC Type	Parameter	Date Analyzed	Value	% Recovery	UNITS	QC Limits
				Perfluorohexanoic Acid (PFHxA)	2018/12/21		103	%	70 - 130
				Perfluorohexane Sulfonate (PFHxS)	2018/12/21		109	%	70 - 130
				Perfluorononanoic Acid (PFNA)	2018/12/21		110	%	70 - 130
				Perfluorooctane Sulfonamide (PFOSA)	2018/12/21		107	%	70 - 130
				Perfluoropentanoic Acid (PFPeA)	2018/12/21		103	%	70 - 130
				Perfluorotetradecanoic Acid	2018/12/21		90	%	70 - 130
				Perfluorotridecanoic Acid	2018/12/21		104	%	70 - 130
				Perfluoroundecanoic Acid (PFUnA)	2018/12/21		112	%	70 - 130
				Perfluorodecanoic Acid (PFDA)	2018/12/21		112	%	70 - 130
				Perfluorododecanoic Acid (PFDoA)	2018/12/21		123	%	70 - 130
				Perfluoro-n-Octanoic Acid (PFOA)	2018/12/21		111	%	70 - 130
				Perfluorooctane Sulfonate (PFOS)	2018/12/21		105	%	70 - 130
5899483	JDA	RPD		6:2 Fluorotelomer sulfonate	2018/12/21	2.0		%	30
				8:2 Fluorotelomer sulfonate	2018/12/21	7.0		%	30
				Perfluorobutanoic acid	2018/12/21	3.3		%	30
				Perfluorobutane Sulfonate (PFBS)	2018/12/21	20		%	30
				Perfluorodecane Sulfonate	2018/12/21	7.8		%	30
				Perfluoroheptanoic Acid (PFHpA)	2018/12/21	5.4		%	30
				Perfluorohexanoic Acid (PFHxA)	2018/12/21	0.78		%	30
				Perfluorohexane Sulfonate (PFHxS)	2018/12/21	13		%	30
				Perfluorononanoic Acid (PFNA)	2018/12/21	2.0		%	30
				Perfluorooctane Sulfonamide (PFOSA)	2018/12/21	4.4		%	30
				Perfluoropentanoic Acid (PFPeA)	2018/12/21	0.78		%	30
				Perfluorotetradecanoic Acid	2018/12/21	1.1		%	30
				Perfluorotridecanoic Acid	2018/12/21	0.58		%	30
				Perfluoroundecanoic Acid (PFUnA)	2018/12/21	12		%	30
				Perfluorodecanoic Acid (PFDA)	2018/12/21	13		%	30
				Perfluorododecanoic Acid (PFDoA)	2018/12/21	5.7		%	30
				Perfluoro-n-Octanoic Acid (PFOA)	2018/12/21	6.3		%	30
				Perfluorooctane Sulfonate (PFOS)	2018/12/21	5.1		%	30
5899483	JDA	Method Blank		13C2-6:2 Fluorotelomer sulfonate	2018/12/21		69	%	50 - 150
				13C2-8:2 Fluorotelomer sulfonate	2018/12/21		85	%	50 - 150
				13C2-Perfluorodecanoic acid	2018/12/21		92	%	50 - 150
				13C2-Perfluorododecanoic acid	2018/12/21		91	%	50 - 150
				13C2-Perfluorohexanoic acid	2018/12/21		91	%	50 - 150
				13C2-perfluorotetradecanoic acid	2018/12/21		87	%	50 - 150
				13C2-Perfluoroundecanoic acid	2018/12/21		101	%	50 - 150
				13C4-Perfluorobutanoic acid	2018/12/21		89	%	50 - 150
				13C4-Perfluoroheptanoic acid	2018/12/21		90	%	50 - 150
				13C4-Perfluorooctanesulfonate	2018/12/21		85	%	50 - 150
				13C4-Perfluorooctanoic acid	2018/12/21		89	%	50 - 150
				13C5-Perfluorononanoic acid	2018/12/21		82	%	50 - 150
				13C5-Perfluoropentanoic acid	2018/12/21		91	%	50 - 150
				13C8-Perfluorooctane Sulfonamide	2018/12/21		78	%	50 - 150
				18O2-Perfluorohexanesulfonate	2018/12/21		74	%	50 - 150
				6:2 Fluorotelomer sulfonate	2018/12/21	0.0066 U, MDL=0.0066		ug/L	
				8:2 Fluorotelomer sulfonate	2018/12/21	0.0066 U, MDL=0.0066		ug/L	
				Perfluorobutanoic acid	2018/12/21	0.0055 U, MDL=0.0055		ug/L	
				Perfluorobutane Sulfonate (PFBS)	2018/12/21	0.0054 U, MDL=0.0054		ug/L	

QUALITY ASSURANCE REPORT(CONT'D)

QA/QC Batch	Init	QC Type	Parameter	Date Analyzed	Value	% Recovery	UNITS	QC Limits
			Perfluorodecane Sulfonate	2018/12/21	0.0060 U, MDL=0.0060		ug/L	
			Perfluoroheptanoic Acid (PFHpA)	2018/12/21	0.0074 U, MDL=0.0074		ug/L	
			Perfluorohexanoic Acid (PFHxA)	2018/12/21	0.0035 U, MDL=0.0035		ug/L	
			Perfluorohexane Sulfonate (PFHxS)	2018/12/21	0.0056 U, MDL=0.0056		ug/L	
			Perfluorononanoic Acid (PFNA)	2018/12/21	0.0087 U, MDL=0.0087		ug/L	
			Perfluorooctane Sulfonamide (PFOSA)	2018/12/21	0.0034 U, MDL=0.0034		ug/L	
			Perfluoropentanoic Acid (PFPeA)	2018/12/21	0.0075 U, MDL=0.0075		ug/L	
			Perfluorotetradecanoic Acid	2018/12/21	0.0027 U, MDL=0.0027		ug/L	
			Perfluorotridecanoic Acid	2018/12/21	0.0038 U, MDL=0.0038		ug/L	
			Perfluoroundecanoic Acid (PFUnA)	2018/12/21	0.0025 U, MDL=0.0025		ug/L	
			Perfluorodecanoic Acid (PFDA)	2018/12/21	0.0061 U, MDL=0.0061		ug/L	
			Perfluorododecanoic Acid (PFDoA)	2018/12/21	0.0050 U, MDL=0.0050		ug/L	
			Perfluoro-n-Octanoic Acid (PFOA)	2018/12/21	0.0033 U, MDL=0.0033		ug/L	
			Perfluorooctane Sulfonate (PFOS)	2018/12/21	0.0060 U, MDL=0.0060		ug/L	

Duplicate: Paired analysis of a separate portion of the same sample. Used to evaluate the variance in the measurement.

Spiked Blank: A blank matrix sample to which a known amount of the analyte, usually from a second source, has been added. Used to evaluate method accuracy.

Method Blank: A blank matrix containing all reagents used in the analytical procedure. Used to identify laboratory contamination.

Surrogate: A pure or isotopically labeled compound whose behavior mirrors the analytes of interest. Used to evaluate extraction efficiency.

VALIDATION SIGNATURE PAGE

The analytical data and all QC contained in this report were reviewed and validated by the following individual(s).



Colm McNamara, Senior Analyst, Liquid Chromatography

Maxxam has procedures in place to guard against improper use of the electronic signature and have the required "signatories", as per section 5.10.2 of ISO/IEC 17025:2005(E), signing the reports. For Service Group specific validation please refer to the Validation Signature Page.

ESS Laboratory

Division of Thielsch Engineering, Inc.
 185 Frances Avenue, Cranston RI 02910
 Tel. (401) 461-7181 Fax (401) 461-4486
 www.esslaboratory.com

CHAIN OF CUSTODY

ESS Lab # 1812231

Reporting Limits GW-1

Electronic Deliverables Limit Checker Standard Excel Other (Please Specify ->) PDF

Turn Time STANDARD Rush

Regulatory State MA

Is this project for any of the following?:
 OCT RCP OMA MCP ORGP

Company Name HORSLEY WITTEN GROUP Project # 17027 Project Name BARN ON CALL #4

Contact Person JOSEPHINE IBANEZ Address 90 ROUTE 6A, UNIT 1

City SANDWICH State MA Zip Code 02563 PO #

Telephone Number 508-833-6600 FAX Number 508-833-3150 Email Address jibanez@horsleywitten.com

ESS Lab ID	Collection Date	Collection Time	Sample Type	Sample Matrix	Sample ID	Analysis																																			
1	12/7/18	1500	GRAB	GW	OW-183	X																																			
2	↓	1430	↓	↓	OW-18M	X																																			
3	↓	1315	↓	↓	OW-18D	X	X																																		
4	↓	1620	X	X	OW-19D	X	X																																		

Container Type: AC-Air Cassette AG-Amber Glass B-BOD Bottle C-Cubitainer G-Glass O-Other P-Poly S-Sterile V-Vial

Container Volume: (1-100 mL) 2-2.5 gal 3-250 mL 4-300 mL 5-500 mL (6-1L) 7-VOA 8-2 oz 9-4 oz 10-8 oz 11-Other

Preservation Code: (1-Non Preserved) 2-HCl 3-H2SO4 4-HNO3 5-NaOH 6-Methanol 7-Na2S2O3 8-ZnAc, NaOH 9-NH4Cl 10-DI H2O 11-Ascorbic Acid 12-Other

Number of Containers per Sample: 1 2

Laboratory Use Only

Cooler Present: Seals Intact: Cooler Temperature: 2.6 °C ICE RC

Sampled by: HW

Comments: Please specify "Other" preservative and containers types in this space
 Limit Checker for 14 Dioxane results

Relinquished by: (Signature, Date & Time) Baker 12/11/18 1000	Received By: (Signature, Date & Time) HW FRIDGE 12/11/18 1000	Relinquished By: (Signature, Date & Time) HW FRIDGE 12/10/18 1330	Received By: (Signature, Date & Time) RC 12/10/18 1330
Relinquished by: (Signature, Date & Time) RC 12/10/18 1508	Received By: (Signature, Date & Time) RC 12/11/18 1553	Relinquished By: (Signature, Date & Time)	Received By: (Signature, Date & Time)

CERTIFICATE OF ANALYSIS

Josphine Ibanez
Horsley & Witten
90 Route 6A
Sandwich, MA 02563

RE: Barn On-Call No. 4 (17027)
ESS Laboratory Work Order Number: 1812232

This signed Certificate of Analysis is our approved release of your analytical results. These results are only representative of sample aliquots received at the laboratory. ESS Laboratory expects its clients to follow all regulatory sampling guidelines. Beginning with this page, the entire report has been paginated. This report should not be copied except in full without the approval of the laboratory. Samples will be disposed of thirty days after the final report has been delivered. If you have any questions or concerns, please feel free to call our Customer Service Department.



Laurel Stoddard
Laboratory Director

REVIEWED

By ESS Laboratory at 2:50 pm, Jan 28, 2019

Analytical Summary

The project as described above has been analyzed in accordance with the ESS Quality Assurance Plan. This plan utilizes the following methodologies: US EPA SW-846, US EPA Methods for Chemical Analysis of Water and Wastes per 40 CFR Part 136, APHA Standard Methods for the Examination of Water and Wastewater, American Society for Testing and Materials (ASTM), and other recognized methodologies. The analyses with these noted observations are in conformance to the Quality Assurance Plan. In chromatographic analysis, manual integration is frequently used instead of automated integration because it produces more accurate results.

The test results present in this report are in compliance with TNI and relative state standards, and/or client Quality Assurance Project Plans (QAPP). The laboratory has reviewed the following: Sample Preservations, Hold Times, Initial Calibrations, Continuing Calibrations, Method Blanks, Blank Spikes, Blank Spike Duplicates, Duplicates, Matrix Spikes, Matrix Spike Duplicates, Surrogates and Internal Standards. Any results which were found to be outside of the recommended ranges stated in our SOPs will be noted in the Project Narrative.

Subcontracted Analyses

Boston University Stable Isotope Laboratory - Isotopic - Compound Specific
Boston, MA



CERTIFICATE OF ANALYSIS

Client Name: Horsley & Witten
Client Project ID: Barn On-Call No. 4

ESS Laboratory Work Order: 1812232

SAMPLE RECEIPT

The following samples were received on December 10, 2018 for the analyses specified on the enclosed Chain of Custody Record.

Lab Number	Sample Name	Matrix	Analysis
1812232-01	OW-18 S	Ground Water	SUB
1812232-02	OW-18 M	Ground Water	SUB
1812232-03	OW-18 D	Ground Water	SUB



CERTIFICATE OF ANALYSIS

Client Name: Horsley & Witten
Client Project ID: Barn On-Call No. 4

ESS Laboratory Work Order: 1812232

PROJECT NARRATIVE

No unusual observations noted.

End of Project Narrative.

DATA USABILITY LINKS

To ensure you are viewing the most current version of the documents below, please clear your internet cookies for www.ESSLaboratory.com. Consult your IT Support personnel for information on how to clear your internet cookies.

[Definitions of Quality Control Parameters](#)

[Semivolatile Organics Internal Standard Information](#)

[Semivolatile Organics Surrogate Information](#)

[Volatile Organics Internal Standard Information](#)

[Volatile Organics Surrogate Information](#)

[EPH and VPH Alkane Lists](#)



CERTIFICATE OF ANALYSIS

Client Name: Horsley & Witten
Client Project ID: Barn On-Call No. 4

ESS Laboratory Work Order: 1812232

CURRENT SW-846 METHODOLOGY VERSIONS

Analytical Methods

- 1010A - Flashpoint
- 6010C - ICP
- 6020A - ICP MS
- 7010 - Graphite Furnace
- 7196A - Hexavalent Chromium
- 7470A - Aqueous Mercury
- 7471B - Solid Mercury
- 8011 - EDB/DBCP/TCP
- 8015C - GRO/DRO
- 8081B - Pesticides
- 8082A - PCB
- 8100M - TPH
- 8151A - Herbicides
- 8260B - VOA
- 8270D - SVOA
- 8270D SIM - SVOA Low Level
- 9014 - Cyanide
- 9038 - Sulfate
- 9040C - Aqueous pH
- 9045D - Solid pH (Corrosivity)
- 9050A - Specific Conductance
- 9056A - Anions (IC)
- 9060A - TOC
- 9095B - Paint Filter
- MADEP 04-1.1 - EPH
- MADEP 04-2.1 - VPH

Prep Methods

- 3005A - Aqueous ICP Digestion
- 3020A - Aqueous Graphite Furnace / ICP MS Digestion
- 3050B - Solid ICP / Graphite Furnace / ICP MS Digestion
- 3060A - Solid Hexavalent Chromium Digestion
- 3510C - Separatory Funnel Extraction
- 3520C - Liquid / Liquid Extraction
- 3540C - Manual Soxhlet Extraction
- 3541 - Automated Soxhlet Extraction
- 3546 - Microwave Extraction
- 3580A - Waste Dilution
- 5030B - Aqueous Purge and Trap
- 5030C - Aqueous Purge and Trap
- 5035A - Solid Purge and Trap

SW846 Reactivity Methods 7.3.3.2 (Reactive Cyanide) and 7.3.4.1 (Reactive Sulfide) have been withdrawn by EPA. These methods are reported per client request and are not NELAP accredited.



CERTIFICATE OF ANALYSIS

Client Name: Horsley & Witten
Client Project ID: Barn On-Call No. 4
Client Sample ID: OW-18 S
Date Sampled: 12/07/18 15:00

ESS Laboratory Work Order: 1812232
ESS Laboratory Sample ID: 1812232-01
Sample Matrix: Ground Water

Subcontracted Analysis

<u>Analyte</u>	<u>Results (MRL)</u>	<u>MDL</u>	<u>Method</u>	<u>Limit</u>	<u>DF</u>	<u>Analyst</u>	<u>Analyzed</u>	<u>Units</u>	<u>Batch</u>
Isotopic - Compound Specific	See Attached (N/A)								



CERTIFICATE OF ANALYSIS

Client Name: Horsley & Witten
Client Project ID: Barn On-Call No. 4
Client Sample ID: OW-18 M
Date Sampled: 12/07/18 14:30

ESS Laboratory Work Order: 1812232
ESS Laboratory Sample ID: 1812232-02
Sample Matrix: Ground Water

Subcontracted Analysis

<u>Analyte</u>	<u>Results (MRL)</u>	<u>MDL</u>	<u>Method</u>	<u>Limit</u>	<u>DF</u>	<u>Analyst</u>	<u>Analyzed</u>	<u>Units</u>	<u>Batch</u>
Isotopic - Compound Specific	See Attached (N/A)								



CERTIFICATE OF ANALYSIS

Client Name: Horsley & Witten
Client Project ID: Barn On-Call No. 4
Client Sample ID: OW-18 D
Date Sampled: 12/07/18 13:15

ESS Laboratory Work Order: 1812232
ESS Laboratory Sample ID: 1812232-03
Sample Matrix: Ground Water

Subcontracted Analysis

<u>Analyte</u>	<u>Results (MRL)</u>	<u>MDL</u>	<u>Method</u>	<u>Limit</u>	<u>DF</u>	<u>Analyst</u>	<u>Analyzed</u>	<u>Units</u>	<u>Batch</u>
Isotopic - Compound Specific	See Attached (N/A)								



CERTIFICATE OF ANALYSIS

Client Name: Horsley & Witten
Client Project ID: Barn On-Call No. 4

ESS Laboratory Work Order: 1812232

Notes and Definitions

- Z-08 See Attached
- ND Analyte NOT DETECTED at or above the MRL (LOQ), LOD for DoD Reports, MDL for J-Flagged Analytes
- dry Sample results reported on a dry weight basis
- RPD Relative Percent Difference
- MDL Method Detection Limit
- MRL Method Reporting Limit
- LOD Limit of Detection
- LOQ Limit of Quantitation
- DL Detection Limit
- I/V Initial Volume
- F/V Final Volume
- § Subcontracted analysis; see attached report
- 1 Range result excludes concentrations of surrogates and/or internal standards eluting in that range.
- 2 Range result excludes concentrations of target analytes eluting in that range.
- 3 Range result excludes the concentration of the C9-C10 aromatic range.
- Avg Results reported as a mathematical average.
- NR No Recovery
- [CALC] Calculated Analyte
- SUB Subcontracted analysis; see attached report
- RL Reporting Limit
- EDL Estimated Detection Limit
- MF Membrane Filtration
- MPN Most Probably Number
- TNTC Too numerous to Count
- CFU Colony Forming Units



CERTIFICATE OF ANALYSIS

Client Name: Horsley & Witten
Client Project ID: Barn On-Call No. 4

ESS Laboratory Work Order: 1812232

ESS LABORATORY CERTIFICATIONS AND ACCREDITATIONS

ENVIRONMENTAL

Rhode Island Potable and Non Potable Water: LAI00179

<http://www.health.ri.gov/find/labs/analytical/ESS.pdf>

Connecticut Potable and Non Potable Water, Solid and Hazardous Waste: PH-0750

http://www.ct.gov/dph/lib/dph/environmental_health/environmental_laboratories/pdf/OutOfStateCommercialLaboratories.pdf

Maine Potable and Non Potable Water, and Solid and Hazardous Waste: RI00002

<http://www.maine.gov/dhhs/meecd/environmental-health/dwp/partners/labCert.shtml>

Massachusetts Potable and Non Potable Water: M-RI002

<http://public.dep.state.ma.us/Labcert/Labcert.aspx>

New Hampshire (NELAP accredited) Potable and Non Potable Water, Solid and Hazardous Waste: 2424

<http://des.nh.gov/organization/divisions/water/dwgb/nhelap/index.htm>

New York (NELAP accredited) Non Potable Water, Solid and Hazardous Waste: 11313

<http://www.wadsworth.org/labcert/elap/comm.html>

New Jersey (NELAP accredited) Non Potable Water, Solid and Hazardous Waste: RI006

http://datamine2.state.nj.us/DEP_OPRA/OpraMain/pi_main?mode=pi_by_site&sort_order=PI_NAMEA&Select+a+Site:=58715

United States Department of Agriculture Soil Permit: P330-12-00139

Pennsylvania: 68-01752

<http://www.dep.pa.gov/Business/OtherPrograms/Labs/Pages/Laboratory-Accreditation-Program.aspx>

BOSTON UNIVERSITY STABLE ISOTOPE LABORATORY

Data Sheet ¹⁸O Water

Date: 28 January 2019
Client: Kevin Braga
Project: ESS Laboratory
Data emailed: 1/28/19
Samples Returned/Archived:
Data Location: MF 79-79a

Samples arrived: 11/14/18; 12/10/18
Job Number: 18OH 65; 18OH 74
Comments: combined 2 jobs
File name: br18OH65 18OH74.xls

Data normalized to V-SMOW/SLAP scale

Volume Water used: 100 ul per sample

IMPORTANT DISCLAIMER: Due to a quirk in Excel, numbers are shown to 9 decimal places. Values MUST be rounded to 2 decimal places. The accuracy of the data are reliable to 2 decimal places ONLY.

Sample ID	$\delta^{18}\text{O}$ (V-SMOW)	Atm %	Comments
IAEA OH-14	-5.64	0.19899	
IAEA OH-15	-9.59	0.19820	
1811299-2	-6.92	0.19874	
1811299-2	-6.77	0.19877	
1811299-4	-6.79	0.19876	
1811299-4	-6.85	0.19875	
1811299-5	-6.90	0.19874	
1811299-5	-6.88	0.19875	
1811299-7	-2.67	0.19959	
1811299-7	-2.61	0.19960	
1812198-1	-6.74	0.19877	
1812198-1	-6.93	0.19874	
1812198-2	-7.53	0.19861	
1812198-2	-7.57	0.19861	
1812198-3	-7.18	0.19868	
1812198-3	-7.45	0.19863	
1812198-4	-7.29	0.19866	
1812198-4	-7.41	0.19864	
1812198-5	-7.76	0.19857	
1812198-5	-7.71	0.19858	
Antarc IC	-29.83	0.19416	
1812198-6	-7.52	0.19862	
1812198-6	-7.57	0.19861	
1812198-7	-7.13	0.19870	
1812198-7	-7.24	0.19867	
1812232-1	-7.58	0.19860	
1812232-1	-7.54	0.19861	
1812232-2	-6.95	0.19873	
1812232-2	-6.89	0.19874	
1812232-3	-7.28	0.19867	
1812232-3	-7.36	0.19865	
IAEA OH-16	-15.72	0.19698	

Expected Values:	
IAEA OH-14	-5.60
IAEA OH-15	-9.41
IAEA OH-16	-15.41
Ant. IC	-30.00

BOSTON UNIVERSITY STABLE ISOTOPE LABORATORY

Client Data Sheet ²H Water

Date: 22 January 2019
Client: Kevin Braga
Project: ESS Laboratory
Data emailed: 1/28/19
Samples Returned/Archived:
Data Location: MF 79-79a

Samples arrived: 11/14/18; 12/10/18
Job Number: 18OH 65; 18OH 74
Comments: combined 2 jobs
File name: br18OH65 18OH74.xls

Data normalized to VSMOW/SLAP scale

Volume Water used: 100 ul per sample

IMPORTANT DISCLAIMER: Due to a quirk in Excel, numbers are shown to 9 decimal places.

Values MUST be rounded to 2 decimal places. The accuracy of the data are reliable to 2 decimal places ONLY.

Sample ID	δD (V-SMOW)	Atm %	Comments
IAEA OH-14	-37.45	0.01499	
IAEA OH-15	-77.89	0.01436	
1811299-2	-40.41	0.01494	
1811299-2	-40.17	0.01495	
1811299-4	-38.56	0.01497	
1811299-4	-38.87	0.01497	
1811299-5	-38.28	0.01498	
1811299-5	-38.15	0.01498	
1811299-7	-18.65	0.01528	
1811299-7	-20.42	0.01526	
1811299-7	-23.04	0.01521	
1812198-1	-38.19	0.01498	
1812198-1	-37.87	0.01498	
1812198-2	-44.34	0.01488	
1812198-2	-44.39	0.01488	
1812198-3	-44.15	0.01489	
1812198-3	-44.56	0.01488	
1812198-4	-41.86	0.01492	
1812198-4	-42.94	0.01490	
1812198-5	-47.91	0.01483	
1812198-5	-46.82	0.01484	
1812198-5	-47.20	0.01484	
1812198-6	-45.58	0.01486	
1812198-6	-45.48	0.01487	
1812198-7	-41.44	0.01493	
1812198-7	-43.40	0.01490	
1812232-1	-49.29	0.01481	
1812232-1	-49.66	0.01480	
1812232-2	-42.64	0.01491	
1812232-2	-42.57	0.01491	
1812232-3	-44.76	0.01488	*
1812232-3	-41.61	0.01493	*

Expected Values:	
IAEA OH-14	-37.70
IAEA OH-15	-78.00
IAEA OH-16	-113.80
Ant. IC	-239.69

ESS Laboratory Sample and Cooler Receipt Checklist

Client: Horsley Witten Group - KPB/HDM

ESS Project ID: 1812232

Date Received: 12/10/2018

Shipped/Delivered Via: ESS Courier

Project Due Date: 12/17/2018

Days for Project: 5 Day

1. Air bill manifest present? No
Air No.: NA
2. Were custody seals present? No
3. Is radiation count <100 CPM? Yes
4. Is a Cooler Present? Yes
Temp: 2.6 Iced with: Ice
5. Was COC signed and dated by client? Yes

6. Does COC match bottles? Yes
7. Is COC complete and correct? Yes
8. Were samples received intact? Yes
9. Were labs informed about short holds & rushes? Yes / No NA
10. Were any analyses received outside of hold time? Yes No

11. Any Subcontracting needed? Yes / No
ESS Sample IDs: 1--3
Analysis: Isotopic
TAT: 5 day

12. Were VOAs received? Yes / No
a. Air bubbles in aqueous VOAs? Yes / No
b. Does methanol cover soil completely? Yes / No / NA

13. Are the samples properly preserved? Yes / No
a. If metals preserved upon receipt: Date: _____ Time: _____ By: _____
b. Low Level VOA vials frozen: Date: _____ Time: _____ By: _____

Sample Receiving Notes:

14. Was there a need to contact Project Manager? Yes No
a. Was there a need to contact the client? Yes / No
Who was contacted? _____ Date: _____ Time: _____ By: _____

Sample Number	Container ID	Proper Container	Air Bubbles Present	Sufficient Volume	Container Type	Preservative	Record pH (Cyanide and 608 Pesticides)
01	300767	Yes	NA	Yes	Other Poly - Unpres	NP	
02	300766	Yes	NA	Yes	Other Poly - Unpres	NP	
03	300765	Yes	NA	Yes	Other Poly - Unpres	NP	

2nd Review

- Are barcode labels on correct containers? Yes / No
Are all necessary stickers attached? Yes / No

Completed By: [Signature] Date & Time: 12/10/18 2003
Reviewed By: [Signature] Date & Time: 12/10/18 2007
Delivered By: [Signature] Date & Time: 12/10/18 2007

Division of Thielsch Engineering, Inc.
 185 Frances Avenue, Cranston RI 02910-2211
 Tel: (401)461-7181 Fax (401)461-4486
 www.esslaboratory.com

CHAIN OF CUSTODY

Turn Time: Standard Other _____
 Regulatory State: **MA** RI CT NH NJ NY ME Other _____

ESS Lab # **1812232**
 Reporting Limits - **GW-1**

Is this project for any of the following: (please circle)
 MA-MCP Navy USACE CT DEP Other _____

Electronic Deliverables: Excel Access PDF

Co. Name: **ESS Laboratory** Project Name: **1812232**

Contact Person: **Shawn Morrell** Proj. Location: _____

Address: _____ City, State: _____ Zip: _____ PO #: _____

Tel: ext 3083 email: **smorrell@thielsch.com**

ESS Lab ID	Date	Collection Time	Grab -G Composite-C	Matrix	Sample ID	Pres Code	# of Containers	Type of Container	Vol of Container
	12/7/18	1500	G	GW	1812232-01	1	1	P	
	12/7/18	1430	G	GW	1812232-02	1	1	P	
	12/7/18	1315	G	GW	1812232-03	1	1	P	

Analysis

Stable Isotope for Hydrogen and Oxygen

Container Type: P-Poly G-Glass AG-Amber Glass S-Sterile V-VOA

Matrix: S-Soil S-Soil D-Sludge W-Wastewater GW-Groundwater SW-Surface Water DW-Drinking Water O-Oil W-Wipes F-Filter

Preservation Code: 1-NP, 2-HCl, 3-H₂SO₄, 4-HNO₃, 5-NaOH, 6-MeOH, 7-Ascorbic Acid, 8-ZnAct, 9- _____

Cooler Present: Yes No Internal Use Only: Pickup Technician

Seals Intact: Yes No NA: _____

Cooler Temperature: _____

Relinquished by: (Signature, Date & Time) _____ Received by: (Signature, Date & Time) _____

Relinquished by: (Signature, Date & Time) _____ Received by: (Signature, Date & Time) _____

Relinquished by: (Signature, Date & Time) _____ Received by: (Signature, Date & Time) _____

Comments: _____

Relinquished by: (Signature, Date & Time) _____ Received by: (Signature, Date & Time) _____

Report Method Blank & Laboratory Control Sample Results

5 Cummington Mall Boston MA 02215



CERTIFICATE OF ANALYSIS

Josphine Ibanez
Horsley & Witten
90 Route 6A
Sandwich, MA 02563

RE: Barn On-Call No. 4 (17027)
ESS Laboratory Work Order Number: 1812487

This signed Certificate of Analysis is our approved release of your analytical results. These results are only representative of sample aliquots received at the laboratory. ESS Laboratory expects its clients to follow all regulatory sampling guidelines. Beginning with this page, the entire report has been paginated. This report should not be copied except in full without the approval of the laboratory. Samples will be disposed of thirty days after the final report has been delivered. If you have any questions or concerns, please feel free to call our Customer Service Department.

Laurel Stoddard
Laboratory Director

REVIEWED
By ESS Laboratory at 4:25 pm, Jan 18, 2019

Analytical Summary

The project as described above has been analyzed in accordance with the ESS Quality Assurance Plan. This plan utilizes the following methodologies: US EPA SW-846, US EPA Methods for Chemical Analysis of Water and Wastes per 40 CFR Part 136, APHA Standard Methods for the Examination of Water and Wastewater, American Society for Testing and Materials (ASTM), and other recognized methodologies. The analyses with these noted observations are in conformance to the Quality Assurance Plan. In chromatographic analysis, manual integration is frequently used instead of automated integration because it produces more accurate results.

The test results present in this report are in compliance with TNI and relative state standards, and/or client Quality Assurance Project Plans (QAPP). The laboratory has reviewed the following: Sample Preservations, Hold Times, Initial Calibrations, Continuing Calibrations, Method Blanks, Blank Spikes, Blank Spike Duplicates, Duplicates, Matrix Spikes, Matrix Spike Duplicates, Surrogates and Internal Standards. Any results which were found to be outside of the recommended ranges stated in our SOPs will be noted in the Project Narrative.

Subcontracted Analyses

Maxxam Analytics - Cheektowaga, NY

PFAS



CERTIFICATE OF ANALYSIS

Client Name: Horsley & Witten
Client Project ID: Barn On-Call No. 4

ESS Laboratory Work Order: 1812487

SAMPLE RECEIPT

The following samples were received on December 19, 2018 for the analyses specified on the enclosed Chain of Custody Record.

Lab Number	Sample Name	Matrix	Analysis
1812487-01	1991 A-B	Soil	SUB
1812487-02	1991 C-D	Soil	SUB



CERTIFICATE OF ANALYSIS

Client Name: Horsley & Witten
Client Project ID: Barn On-Call No. 4

ESS Laboratory Work Order: 1812487

PROJECT NARRATIVE

No unusual observations noted.

End of Project Narrative.

DATA USABILITY LINKS

To ensure you are viewing the most current version of the documents below, please clear your internet cookies for www.ESSLaboratory.com. Consult your IT Support personnel for information on how to clear your internet cookies.

[Definitions of Quality Control Parameters](#)

[Semivolatile Organics Internal Standard Information](#)

[Semivolatile Organics Surrogate Information](#)

[Volatile Organics Internal Standard Information](#)

[Volatile Organics Surrogate Information](#)

[EPH and VPH Alkane Lists](#)



CERTIFICATE OF ANALYSIS

Client Name: Horsley & Witten
Client Project ID: Barn On-Call No. 4

ESS Laboratory Work Order: 1812487

CURRENT SW-846 METHODOLOGY VERSIONS

Analytical Methods

- 1010A - Flashpoint
- 6010C - ICP
- 6020A - ICP MS
- 7010 - Graphite Furnace
- 7196A - Hexavalent Chromium
- 7470A - Aqueous Mercury
- 7471B - Solid Mercury
- 8011 - EDB/DBCP/TCP
- 8015C - GRO/DRO
- 8081B - Pesticides
- 8082A - PCB
- 8100M - TPH
- 8151A - Herbicides
- 8260B - VOA
- 8270D - SVOA
- 8270D SIM - SVOA Low Level
- 9014 - Cyanide
- 9038 - Sulfate
- 9040C - Aqueous pH
- 9045D - Solid pH (Corrosivity)
- 9050A - Specific Conductance
- 9056A - Anions (IC)
- 9060A - TOC
- 9095B - Paint Filter
- MADEP 04-1.1 - EPH
- MADEP 04-2.1 - VPH

Prep Methods

- 3005A - Aqueous ICP Digestion
- 3020A - Aqueous Graphite Furnace / ICP MS Digestion
- 3050B - Solid ICP / Graphite Furnace / ICP MS Digestion
- 3060A - Solid Hexavalent Chromium Digestion
- 3510C - Separatory Funnel Extraction
- 3520C - Liquid / Liquid Extraction
- 3540C - Manual Soxhlet Extraction
- 3541 - Automated Soxhlet Extraction
- 3546 - Microwave Extraction
- 3580A - Waste Dilution
- 5030B - Aqueous Purge and Trap
- 5030C - Aqueous Purge and Trap
- 5035A - Solid Purge and Trap

SW846 Reactivity Methods 7.3.3.2 (Reactive Cyanide) and 7.3.4.1 (Reactive Sulfide) have been withdrawn by EPA. These methods are reported per client request and are not NELAP accredited.



CERTIFICATE OF ANALYSIS

Client Name: Horsley & Witten
Client Project ID: Barn On-Call No. 4
Client Sample ID: 1991 A-B
Date Sampled: 12/14/18 11:15

ESS Laboratory Work Order: 1812487
ESS Laboratory Sample ID: 1812487-01
Sample Matrix: Soil

Subcontracted Analysis

<u>Analyte</u>	<u>Results (MRL)</u>	<u>MDL</u>	<u>Method</u>	<u>Limit</u>	<u>DF</u>	<u>Analyst</u>	<u>Analyzed</u>	<u>Units</u>	<u>Batch</u>
PFAS	See Attached (N/A)								



CERTIFICATE OF ANALYSIS

Client Name: Horsley & Witten
Client Project ID: Barn On-Call No. 4
Client Sample ID: 1991 C-D
Date Sampled: 12/14/18 12:14

ESS Laboratory Work Order: 1812487
ESS Laboratory Sample ID: 1812487-02
Sample Matrix: Soil

Subcontracted Analysis

<u>Analyte</u>	<u>Results (MRL)</u>	<u>MDL</u>	<u>Method</u>	<u>Limit</u>	<u>DF</u>	<u>Analyst</u>	<u>Analyzed</u>	<u>Units</u>	<u>Batch</u>
PFAS	See Attached (N/A)								



CERTIFICATE OF ANALYSIS

Client Name: Horsley & Witten
Client Project ID: Barn On-Call No. 4

ESS Laboratory Work Order: 1812487

Notes and Definitions

- Z-08 See Attached
- ND Analyte NOT DETECTED at or above the MRL (LOQ), LOD for DoD Reports, MDL for J-Flagged Analytes
- dry Sample results reported on a dry weight basis
- RPD Relative Percent Difference
- MDL Method Detection Limit
- MRL Method Reporting Limit
- LOD Limit of Detection
- LOQ Limit of Quantitation
- DL Detection Limit
- I/V Initial Volume
- F/V Final Volume
- § Subcontracted analysis; see attached report
- 1 Range result excludes concentrations of surrogates and/or internal standards eluting in that range.
- 2 Range result excludes concentrations of target analytes eluting in that range.
- 3 Range result excludes the concentration of the C9-C10 aromatic range.
- Avg Results reported as a mathematical average.
- NR No Recovery
- [CALC] Calculated Analyte
- SUB Subcontracted analysis; see attached report
- RL Reporting Limit
- EDL Estimated Detection Limit
- MF Membrane Filtration
- MPN Most Probably Number
- TNTC Too numerous to Count
- CFU Colony Forming Units



CERTIFICATE OF ANALYSIS

Client Name: Horsley & Witten
Client Project ID: Barn On-Call No. 4

ESS Laboratory Work Order: 1812487

ESS LABORATORY CERTIFICATIONS AND ACCREDITATIONS

ENVIRONMENTAL

Rhode Island Potable and Non Potable Water: LAI00179

<http://www.health.ri.gov/find/labs/analytical/ESS.pdf>

Connecticut Potable and Non Potable Water, Solid and Hazardous Waste: PH-0750

http://www.ct.gov/dph/lib/dph/environmental_health/environmental_laboratories/pdf/OutOfStateCommercialLaboratories.pdf

Maine Potable and Non Potable Water, and Solid and Hazardous Waste: RI00002

<http://www.maine.gov/dhhs/meecd/environmental-health/dwp/partners/labCert.shtml>

Massachusetts Potable and Non Potable Water: M-RI002

<http://public.dep.state.ma.us/Labcert/Labcert.aspx>

New Hampshire (NELAP accredited) Potable and Non Potable Water, Solid and Hazardous Waste: 2424

<http://des.nh.gov/organization/divisions/water/dwgb/nhelap/index.htm>

New York (NELAP accredited) Non Potable Water, Solid and Hazardous Waste: 11313

<http://www.wadsworth.org/labcert/elap/comm.html>

New Jersey (NELAP accredited) Non Potable Water, Solid and Hazardous Waste: RI006

http://datamine2.state.nj.us/DEP_OPRA/OpraMain/pi_main?mode=pi_by_site&sort_order=PI_NAMEA&Select+a+Site:=58715

United States Department of Agriculture Soil Permit: P330-12-00139

Pennsylvania: 68-01752

<http://www.dep.pa.gov/Business/OtherPrograms/Labs/Pages/Laboratory-Accreditation-Program.aspx>

Your P.O. #: B02623
Your Project #: 1812487
Your C.O.C. #: NA

Attention: Shawn Morrell

ESS Laboratory
185 Frances Ave
Cranston, RI
USA 02910

Report Date: 2019/01/17
Report #: R5561235
Version: 1 - Final

CERTIFICATE OF ANALYSIS

MAXXAM JOB #: B8Y2990
Received: 2018/12/21, 13:07

Sample Matrix: Soil
Samples Received: 2

Analyses	Quantity	Date	Date	Laboratory Method	Reference
		Extracted	Analyzed		
Moisture	2	N/A	2018/12/24	CAM SOP-00445	Carter 2nd ed 51.2 m
PFOS and PFOA in soil by SPE/LCMS (1)	2	2019/01/08	2019/01/17	CAM SOP-00894	EPA537 m

Remarks:

Maxxam Analytics' laboratories are accredited to ISO/IEC 17025:2005 for specific parameters on scopes of accreditation. Unless otherwise noted, procedures used by Maxxam are based upon recognized Provincial, Federal or US method compendia such as CCME, MDDELCC, EPA, APHA.

All work recorded herein has been done in accordance with procedures and practices ordinarily exercised by professionals in Maxxam's profession using accepted testing methodologies, quality assurance and quality control procedures (except where otherwise agreed by the client and Maxxam in writing). All data is in statistical control and has met quality control and method performance criteria unless otherwise noted. All method blanks are reported; unless indicated otherwise, associated sample data are not blank corrected. Where applicable, unless otherwise noted, Measurement Uncertainty has not been accounted for when stating conformity to the referenced standard.

Maxxam Analytics' liability is limited to the actual cost of the requested analyses, unless otherwise agreed in writing. There is no other warranty expressed or implied. Maxxam has been retained to provide analysis of samples provided by the Client using the testing methodology referenced in this report. Interpretation and use of test results are the sole responsibility of the Client and are not within the scope of services provided by Maxxam, unless otherwise agreed in writing. Maxxam is not responsible for the accuracy or any data impacts, that result from the information provided by the customer or their agent.

Solid sample results, except biota, are based on dry weight unless otherwise indicated. Organic analyses are not recovery corrected except for isotope dilution methods.

Results relate to samples tested. When sampling is not conducted by Maxxam, results relate to the supplied samples tested. This Certificate shall not be reproduced except in full, without the written approval of the laboratory.

Reference Method suffix "m" indicates test methods incorporate validated modifications from specific reference methods to improve performance.

* RPDs calculated using raw data. The rounding of final results may result in the apparent difference.

(1) Per- and polyfluoroalkyl substances (PFAS) identified as surrogates on the certificate of analysis represent the extracted internal standard.

U = Undetected at the limit of quantitation.

J = Estimated concentration between the EDL & RDL.

B = Blank Contamination.

Q = One or more quality control criteria failed.

E = Analyte concentration exceeds the maximum concentration level.

K = Estimated maximum possible concentration due to ion abundance ratio failure.

Your P.O. #: B02623
Your Project #: 1812487
Your C.O.C. #: NA

Attention: Shawn Morrell

ESS Laboratory
185 Frances Ave
Cranston, RI
USA 02910

Report Date: 2019/01/17
Report #: R5561235
Version: 1 - Final

CERTIFICATE OF ANALYSIS

MAXXAM JOB #: B8Y2990
Received: 2018/12/21, 13:07

Encryption Key

Please direct all questions regarding this Certificate of Analysis to your Project Manager.
Stephanie Pollen, Project Manager
Email: SPollen@maxxam.ca
Phone# (905) 817-5700

=====
Maxxam has procedures in place to guard against improper use of the electronic signature and have the required "signatories", as per section 5.10.2 of ISO/IEC 17025:2005(E), signing the reports. For Service Group specific validation please refer to the Validation Signature Page.

RESULTS OF ANALYSES OF SOIL

Maxxam ID		IPT152	IPT153			
Sampling Date		2018/12/14 11:15	2018/12/14 12:19			
COC Number		NA	NA			
	UNITS	1812487-01	1812487-02	RDL	MDL	QC Batch
Inorganics						
Moisture	%	2.8	6.0	1.0	0.50	5904160
Miscellaneous Parameters						
6:2 Fluorotelomer sulfonate	ug/kg	0.26 U	0.26 U	1.0	0.26	5918143
8:2 Fluorotelomer sulfonate	ug/kg	0.33 U	0.33 U	1.0	0.33	5918143
EtFOSA	ug/kg	0.65 U	0.65 U	1.0	0.65	5918143
EtFOSAA	ug/kg	0.15 U	0.15 U	1.0	0.15	5918143
EtFOSE	ug/kg	0.41 U	0.41 U	1.0	0.41	5918143
MeFOSA	ug/kg	0.60 U	0.60 U	1.0	0.60	5918143
MeFOSAA	ug/kg	0.26 U	0.26 U	1.0	0.26	5918143
MeFOSE	ug/kg	0.31 U	0.31 U	1.0	0.31	5918143
Perfluorobutane Sulfonate (PFBS)	ug/kg	0.17 U	0.17 U	1.0	0.17	5918143
Perfluorobutanoic acid	ug/kg	0.23 U	0.23 U	1.0	0.23	5918143
Perfluorodecane Sulfonate	ug/kg	0.39 U	0.39 U	1.0	0.39	5918143
Perfluorodecanoic Acid (PFDA)	ug/kg	0.28 U	0.28 U	1.0	0.28	5918143
Perfluorododecanoic Acid (PFDoA)	ug/kg	0.28 U	0.28 U	1.0	0.28	5918143
Perfluoroheptane sulfonate	ug/kg	0.39 U	0.39 U	1.0	0.39	5918143
Perfluoroheptanoic Acid (PFHpA)	ug/kg	0.19 U	0.19 U	1.0	0.19	5918143
Perfluorohexane Sulfonate (PFHxS)	ug/kg	0.24 U	0.24 U	1.0	0.24	5918143
Perfluorohexanoic Acid (PFHxA)	ug/kg	0.14 U	0.14 U	1.0	0.14	5918143
Perfluoro-n-Octanoic Acid (PFOA)	ug/kg	0.25 U	0.25 U	1.0	0.25	5918143
Perfluorononanoic Acid (PFNA)	ug/kg	0.22 U	0.22 U	1.0	0.22	5918143
Perfluorooctane Sulfonamide (PFOSA)	ug/kg	0.14 U	0.14 U	1.0	0.14	5918143
Perfluorooctane Sulfonate (PFOS)	ug/kg	0.30 J	0.42 J	1.0	0.26	5918143
Perfluoropentanoic Acid (PFPeA)	ug/kg	0.25 U	0.25 U	1.0	0.25	5918143
Perfluorotetradecanoic Acid	ug/kg	0.31 U	0.31 U	1.0	0.31	5918143
Perfluorotridecanoic Acid	ug/kg	0.33 U	0.33 U	1.0	0.33	5918143
Perfluoroundecanoic Acid (PFUnA)	ug/kg	0.34 U	0.34 U	1.0	0.34	5918143
Surrogate Recovery (%)						
13C2-6:2 Fluorotelomer sulfonate	%	88	85	N/A	N/A	5918143
13C2-8:2 Fluorotelomer sulfonate	%	73	80	N/A	N/A	5918143
13C2-Perfluorodecanoic acid	%	81	75	N/A	N/A	5918143
13C2-Perfluorododecanoic acid	%	80	71	N/A	N/A	5918143
13C2-Perfluorohexanoic acid	%	86	86	N/A	N/A	5918143
13C2-perfluorotetradecanoic acid	%	75	74	N/A	N/A	5918143
RDL = Reportable Detection Limit QC Batch = Quality Control Batch N/A = Not Applicable						

RESULTS OF ANALYSES OF SOIL

Maxxam ID		IPT152	IPT153			
Sampling Date		2018/12/14 11:15	2018/12/14 12:19			
COC Number		NA	NA			
	UNITS	1812487-01	1812487-02	RDL	MDL	QC Batch
13C2-Perfluoroundecanoic acid	%	81	74	N/A	N/A	5918143
13C4-Perfluorobutanoic acid	%	86	86	N/A	N/A	5918143
13C4-Perfluoroheptanoic acid	%	88	87	N/A	N/A	5918143
13C4-Perfluorooctanesulfonate	%	84	76	N/A	N/A	5918143
13C4-Perfluorooctanoic acid	%	84	84	N/A	N/A	5918143
13C5-Perfluorononanoic acid	%	84	84	N/A	N/A	5918143
13C5-Perfluoropentanoic acid	%	87	87	N/A	N/A	5918143
13C8-Perfluorooctane Sulfonamide	%	74	74	N/A	N/A	5918143
18O2-Perfluorohexanesulfonate	%	82	78	N/A	N/A	5918143
D3-MeFOSAA	%	80	72	N/A	N/A	5918143
D5-EtFOSAA	%	75	72	N/A	N/A	5918143
D7-MeFOSE	%	69	63	N/A	N/A	5918143
D9-EtFOSE	%	67	62	N/A	N/A	5918143
RDL = Reportable Detection Limit QC Batch = Quality Control Batch N/A = Not Applicable						

TEST SUMMARY

Maxxam ID: IPT152
Sample ID: 1812487-01
Matrix: Soil

Collected: 2018/12/14
Shipped:
Received: 2018/12/21

Test Description	Instrumentation	Batch	Extracted	Date Analyzed	Analyst
Moisture	BAL	5904160	N/A	2018/12/24	Prgya Panchal
PFOS and PFOA in soil by SPE/LCMS	LCMS	5918143	2019/01/08	2019/01/17	Marian Godax

Maxxam ID: IPT153
Sample ID: 1812487-02
Matrix: Soil

Collected: 2018/12/14
Shipped:
Received: 2018/12/21

Test Description	Instrumentation	Batch	Extracted	Date Analyzed	Analyst
Moisture	BAL	5904160	N/A	2018/12/24	Prgya Panchal
PFOS and PFOA in soil by SPE/LCMS	LCMS	5918143	2019/01/08	2019/01/17	Marian Godax

GENERAL COMMENTS

Results relate only to the items tested.

QUALITY ASSURANCE REPORT

QA/QC	Batch	Init	QC Type	Parameter	Date Analyzed	Value	% Recovery	UNITS	QC Limits
	5904160	JS9	RPD - Sample/Sample Dup	Moisture	2018/12/24	2.2		%	20
	5918143	M_G	Matrix Spike	13C2-6:2 Fluorotelomer sulfonate	2019/01/17		68	%	50 - 150
				13C2-8:2 Fluorotelomer sulfonate	2019/01/17		72	%	50 - 150
				13C2-Perfluorodecanoic acid	2019/01/17		67	%	50 - 150
				13C2-Perfluorododecanoic acid	2019/01/17		64	%	50 - 150
				13C2-Perfluorohexanoic acid	2019/01/17		75	%	50 - 150
				13C2-perfluorotetradecanoic acid	2019/01/17		64	%	50 - 150
				13C2-Perfluoroundecanoic acid	2019/01/17		67	%	50 - 150
				13C4-Perfluorobutanoic acid	2019/01/17		73	%	50 - 150
				13C4-Perfluoroheptanoic acid	2019/01/17		74	%	50 - 150
				13C4-Perfluorooctanesulfonate	2019/01/17		72	%	50 - 150
				13C4-Perfluorooctanoic acid	2019/01/17		72	%	50 - 150
				13C5-Perfluorononanoic acid	2019/01/17		74	%	50 - 150
				13C5-Perfluoropentanoic acid	2019/01/17		74	%	50 - 150
				13C8-Perfluorooctane Sulfonamide	2019/01/17		60	%	50 - 150
				18O2-Perfluorohexanesulfonate	2019/01/17		74	%	50 - 150
				6:2 Fluorotelomer sulfonate	2019/01/17		132 (1)	%	70 - 130
				8:2 Fluorotelomer sulfonate	2019/01/17		100	%	70 - 130
				D3-MeFOSAA	2019/01/17		60	%	50 - 150
				D5-EtFOSAA	2019/01/17		62	%	50 - 150
				D7-MeFOSE	2019/01/17		47 (2)	%	50 - 150
				D9-EtFOSE	2019/01/17		47 (3)	%	50 - 150
				EtFOSA	2019/01/17		91	%	70 - 130
				EtFOSAA	2019/01/17		98	%	70 - 130
				EtFOSE	2019/01/17		99	%	70 - 130
				MeFOSA	2019/01/17		92	%	70 - 130
				MeFOSAA	2019/01/17		103	%	70 - 130
				MeFOSE	2019/01/17		101	%	70 - 130
				Perfluorobutane Sulfonate (PFBS)	2019/01/17		98	%	70 - 130
				Perfluorobutanoic acid	2019/01/17		99	%	70 - 130
				Perfluorodecane Sulfonate	2019/01/17		97	%	70 - 130
				Perfluorodecanoic Acid (PFDA)	2019/01/17		105	%	70 - 130
				Perfluorododecanoic Acid (PFDoA)	2019/01/17		104	%	70 - 130
				Perfluoroheptane sulfonate	2019/01/17		98	%	70 - 130
				Perfluorononanoic Acid (PFNA)	2019/01/17		97	%	70 - 130
				Perfluorooctane Sulfonamide (PFOSA)	2019/01/17		97	%	70 - 130
				Perfluorotetradecanoic Acid	2019/01/17		102	%	70 - 130
				Perfluorotridecanoic Acid	2019/01/17		105	%	70 - 130
				Perfluoroundecanoic Acid (PFUnA)	2019/01/17		105	%	70 - 130
				Perfluoroheptanoic Acid (PFHpA)	2019/01/17		100	%	70 - 130
				Perfluorohexane Sulfonate (PFHxS)	2019/01/17		98	%	70 - 130
				Perfluorohexanoic Acid (PFHxA)	2019/01/17		99	%	70 - 130
				Perfluoro-n-Octanoic Acid (PFOA)	2019/01/17		103	%	70 - 130
				Perfluorooctane Sulfonate (PFOS)	2019/01/17		109	%	70 - 130
				Perfluoropentanoic Acid (PFPeA)	2019/01/17		96	%	70 - 130
	5918143	M_G	Spiked Blank	13C2-6:2 Fluorotelomer sulfonate	2019/01/17		84	%	50 - 150
				13C2-8:2 Fluorotelomer sulfonate	2019/01/17		88	%	50 - 150
				13C2-Perfluorodecanoic acid	2019/01/17		94	%	50 - 150
				13C2-Perfluorododecanoic acid	2019/01/17		89	%	50 - 150
				13C2-Perfluorohexanoic acid	2019/01/17		88	%	50 - 150
				13C2-perfluorotetradecanoic acid	2019/01/17		82	%	50 - 150
				13C2-Perfluoroundecanoic acid	2019/01/17		92	%	50 - 150
				13C4-Perfluorobutanoic acid	2019/01/17		90	%	50 - 150
				13C4-Perfluoroheptanoic acid	2019/01/17		90	%	50 - 150

QUALITY ASSURANCE REPORT(CONT'D)

QA/QC Batch	Init	QC Type	Parameter	Date Analyzed	Value	% Recovery	UNITS	QC Limits
			13C4-Perfluorooctanesulfonate	2019/01/17		83	%	50 - 150
			13C4-Perfluorooctanoic acid	2019/01/17		86	%	50 - 150
			13C5-Perfluorononanoic acid	2019/01/17		87	%	50 - 150
			13C5-Perfluoropentanoic acid	2019/01/17		88	%	50 - 150
			13C8-Perfluorooctane Sulfonamide	2019/01/17		76	%	50 - 150
			18O2-Perfluorohexanesulfonate	2019/01/17		84	%	50 - 150
			6:2 Fluorotelomer sulfonate	2019/01/17		107	%	70 - 130
			8:2 Fluorotelomer sulfonate	2019/01/17		98	%	70 - 130
			D3-MeFOSAA	2019/01/17		81	%	50 - 150
			D5-EtFOSAA	2019/01/17		74	%	50 - 150
			D7-MeFOSE	2019/01/17		65	%	50 - 150
			D9-EtFOSE	2019/01/17		60	%	50 - 150
			EtFOSA	2019/01/17		100	%	70 - 130
			EtFOSAA	2019/01/17		102	%	70 - 130
			EtFOSE	2019/01/17		102	%	70 - 130
			MeFOSA	2019/01/17		90	%	70 - 130
			MeFOSAA	2019/01/17		100	%	70 - 130
			MeFOSE	2019/01/17		101	%	70 - 130
			Perfluorobutane Sulfonate (PFBS)	2019/01/17		105	%	70 - 130
			Perfluorobutanoic acid	2019/01/17		101	%	70 - 130
			Perfluorodecane Sulfonate	2019/01/17		95	%	70 - 130
			Perfluorodecanoic Acid (PFDA)	2019/01/17		99	%	70 - 130
			Perfluorododecanoic Acid (PFDoA)	2019/01/17		101	%	70 - 130
			Perfluoroheptane sulfonate	2019/01/17		96	%	70 - 130
			Perfluorononanoic Acid (PFNA)	2019/01/17		104	%	70 - 130
			Perfluorooctane Sulfonamide (PFOSA)	2019/01/17		104	%	70 - 130
			Perfluorotetradecanoic Acid	2019/01/17		109	%	70 - 130
			Perfluorotridecanoic Acid	2019/01/17		108	%	70 - 130
			Perfluoroundecanoic Acid (PFUnA)	2019/01/17		102	%	70 - 130
			Perfluoroheptanoic Acid (PFHpA)	2019/01/17		100	%	70 - 130
			Perfluorohexane Sulfonate (PFHxS)	2019/01/17		105	%	70 - 130
			Perfluorohexanoic Acid (PFHxA)	2019/01/17		103	%	70 - 130
			Perfluoro-n-Octanoic Acid (PFOA)	2019/01/17		107	%	70 - 130
			Perfluorooctane Sulfonate (PFOS)	2019/01/17		104	%	70 - 130
			Perfluoropentanoic Acid (PFPeA)	2019/01/17		99	%	70 - 130
5918143	M_G	Method Blank	13C2-6:2 Fluorotelomer sulfonate	2019/01/17		90	%	50 - 150
			13C2-8:2 Fluorotelomer sulfonate	2019/01/17		85	%	50 - 150
			13C2-Perfluorodecanoic acid	2019/01/17		86	%	50 - 150
			13C2-Perfluorododecanoic acid	2019/01/17		77	%	50 - 150
			13C2-Perfluorohexanoic acid	2019/01/17		86	%	50 - 150
			13C2-perfluorotetradecanoic acid	2019/01/17		74	%	50 - 150
			13C2-Perfluoroundecanoic acid	2019/01/17		81	%	50 - 150
			13C4-Perfluorobutanoic acid	2019/01/17		87	%	50 - 150
			13C4-Perfluoroheptanoic acid	2019/01/17		87	%	50 - 150
			13C4-Perfluorooctanesulfonate	2019/01/17		83	%	50 - 150
			13C4-Perfluorooctanoic acid	2019/01/17		85	%	50 - 150
			13C5-Perfluorononanoic acid	2019/01/17		81	%	50 - 150
			13C5-Perfluoropentanoic acid	2019/01/17		88	%	50 - 150
			13C8-Perfluorooctane Sulfonamide	2019/01/17		71	%	50 - 150
			18O2-Perfluorohexanesulfonate	2019/01/17		89	%	50 - 150
			6:2 Fluorotelomer sulfonate	2019/01/17	0.26 U, MDL=0.26		ug/kg	
			8:2 Fluorotelomer sulfonate	2019/01/17	0.33 U, MDL=0.33		ug/kg	

QUALITY ASSURANCE REPORT(CONT'D)

QA/QC Batch	Init	QC Type	Parameter	Date Analyzed	Value	% Recovery	UNITS	QC Limits
			D3-MeFOSAA	2019/01/17		79	%	50 - 150
			D5-EtFOSAA	2019/01/17		76	%	50 - 150
			D7-MeFOSE	2019/01/17		61	%	50 - 150
			D9-EtFOSE	2019/01/17		60	%	50 - 150
			EtFOSA	2019/01/17	0.65 U, MDL=0.65		ug/kg	
			EtFOSAA	2019/01/17	0.15 U, MDL=0.15		ug/kg	
			EtFOSE	2019/01/17	0.41 U, MDL=0.41		ug/kg	
			MeFOSA	2019/01/17	0.60 U, MDL=0.60		ug/kg	
			MeFOSAA	2019/01/17	0.26 U, MDL=0.26		ug/kg	
			MeFOSE	2019/01/17	0.31 U, MDL=0.31		ug/kg	
			Perfluorobutane Sulfonate (PFBS)	2019/01/17	0.17 U, MDL=0.17		ug/kg	
			Perfluorobutanoic acid	2019/01/17	0.23 U, MDL=0.23		ug/kg	
			Perfluorodecane Sulfonate	2019/01/17	0.39 U, MDL=0.39		ug/kg	
			Perfluorodecanoic Acid (PFDA)	2019/01/17	0.28 U, MDL=0.28		ug/kg	
			Perfluorododecanoic Acid (PFDoA)	2019/01/17	0.28 U, MDL=0.28		ug/kg	
			Perfluoroheptane sulfonate	2019/01/17	0.39 U, MDL=0.39		ug/kg	
			Perfluorononanoic Acid (PFNA)	2019/01/17	0.22 U, MDL=0.22		ug/kg	
			Perfluorooctane Sulfonamide (PFOSA)	2019/01/17	0.14 U, MDL=0.14		ug/kg	
			Perfluorotetradecanoic Acid	2019/01/17	0.31 U, MDL=0.31		ug/kg	
			Perfluorotridecanoic Acid	2019/01/17	0.33 U, MDL=0.33		ug/kg	
			Perfluoroundecanoic Acid (PFUnA)	2019/01/17	0.34 U, MDL=0.34		ug/kg	
			Perfluoroheptanoic Acid (PFHpA)	2019/01/17	0.19 U, MDL=0.19		ug/kg	
			Perfluorohexane Sulfonate (PFHxS)	2019/01/17	0.24 U, MDL=0.24		ug/kg	
			Perfluorohexanoic Acid (PFHxA)	2019/01/17	0.14 U, MDL=0.14		ug/kg	
			Perfluoro-n-Octanoic Acid (PFOA)	2019/01/17	0.25 U, MDL=0.25		ug/kg	
			Perfluorooctane Sulfonate (PFOS)	2019/01/17	0.26 U, MDL=0.26		ug/kg	
			Perfluoropentanoic Acid (PFPeA)	2019/01/17	0.25 U, MDL=0.25		ug/kg	
5918143	M_G	RPD - Sample/Sample Dup	6:2 Fluorotelomer sulfonate	2019/01/17	15		%	30
			8:2 Fluorotelomer sulfonate	2019/01/17	24		%	30
			EtFOSA	2019/01/17	NC		%	30
			EtFOSAA	2019/01/17	NC		%	30
			EtFOSE	2019/01/17	NC		%	30

QUALITY ASSURANCE REPORT(CONT'D)

QA/QC Batch	Init	QC Type	Parameter	Date Analyzed	Value	% Recovery	UNITS	QC Limits
			MeFOSA	2019/01/17	NC		%	30
			MeFOSAA	2019/01/17	NC		%	30
			MeFOSE	2019/01/17	NC		%	30
			Perfluorobutane Sulfonate (PFBS)	2019/01/17	NC		%	30
			Perfluorobutanoic acid	2019/01/17	NC		%	30
			Perfluorodecane Sulfonate	2019/01/17	NC		%	30
			Perfluorodecanoic Acid (PFDA)	2019/01/17	NC		%	30
			Perfluorododecanoic Acid (PFDoA)	2019/01/17	NC		%	30
			Perfluoroheptane sulfonate	2019/01/17	NC		%	30
			Perfluorononanoic Acid (PFNA)	2019/01/17	NC		%	30
			Perfluorooctane Sulfonamide (PFOSA)	2019/01/17	NC		%	25
			Perfluorotetradecanoic Acid	2019/01/17	NC		%	30
			Perfluorotridecanoic Acid	2019/01/17	NC		%	30
			Perfluoroundecanoic Acid (PFUnA)	2019/01/17	NC		%	30
			Perfluoroheptanoic Acid (PFHpA)	2019/01/17	NC		%	30
			Perfluorohexane Sulfonate (PFHxS)	2019/01/17	NC		%	30
			Perfluorohexanoic Acid (PFHxA)	2019/01/17	NC		%	30
			Perfluoro-n-Octanoic Acid (PFOA)	2019/01/17	NC		%	30
			Perfluorooctane Sulfonate (PFOS)	2019/01/17	NC		%	30
			Perfluoropentanoic Acid (PFPeA)	2019/01/17	NC		%	30

Matrix Spike: A sample to which a known amount of the analyte of interest has been added. Used to evaluate sample matrix interference.

Spiked Blank: A blank matrix sample to which a known amount of the analyte, usually from a second source, has been added. Used to evaluate method accuracy.

Method Blank: A blank matrix containing all reagents used in the analytical procedure. Used to identify laboratory contamination.

Surrogate: A pure or isotopically labeled compound whose behavior mirrors the analytes of interest. Used to evaluate extraction efficiency.

NC (Duplicate RPD): The duplicate RPD was not calculated. The concentration in the sample and/or duplicate was too low to permit a reliable RPD calculation (absolute difference <= 2x RDL).


(1) Recovery of the matrix spike was above the upper control limit. Laboratory spiked soil resulted in satisfactory recovery of the compound of interest. When considered together, these QC data suggest that matrix interferences may be biasing the data high. For results that were not detected (ND), this potential bias has no impact.

(2) Extracted internal standard analyte recovery was below the defined lower control limit (LCL). Laboratory spiked soil resulted in satisfactory recovery of the extracted internal standard analyte. When considered together, these QC data suggest that matrix interferences may be biasing the data low. Because quantitation is performed using isotope dilution techniques, any losses of the native compound that may occur during any of the sample preparation, extraction, cleanup or determinative steps will be mirrored by a similar loss of the labeled standard, and as such can be accounted for and corrected. Therefore, the quantification of these target compounds is not affected by the low extracted internal standard analyte recovery.

(3) cted internal standard analyte recovery was below the defined lower control limit (LCL). Laboratory spiked soil resulted in satisfactory recovery of the extracted internal standard analyte. When considered together, these QC data suggest that matrix interferences may be biasing the data low. Because quantitation is performed using isotope dilution techniques, any losses of the native compound that may occur during any of the sample preparation, extraction, cleanup or determinative steps will be mirrored by a similar loss of the labeled standard, and as such can be accounted for and corrected. Therefore, the quantification of these target compounds is not affected by the low extracted internal standard analyte recovery.

VALIDATION SIGNATURE PAGE

The analytical data and all QC contained in this report were reviewed and validated by the following individual(s).

Ewa Pranjić, M.Sc., C.Chem, Scientific Specialist



Sin Chii Chia, Scientific Services

Maxxam has procedures in place to guard against improper use of the electronic signature and have the required "signatories", as per section 5.10.2 of ISO/IEC 17025:2005(E), signing the reports. For Service Group specific validation please refer to the Validation Signature Page.

ESS Laboratory

Division of Thielsch Engineering, Inc.
 185 Frances Avenue, Cranston RI 02910
 Tel. (401) 461-7181 Fax (401) 461-4486
 www.esslaboratory.com

CHAIN OF CUSTODY

ESS Lab # 1812487

Turn Time STANDARD Rush
 Regulatory State MA
 Is this project for any of the following?:
 OCT RCP OMA MCP ORGP

Reporting Limits GW-1/S-1
 Electronic Deliverables Limit Checker Standard Excel
 Other (Please Specify →) PDF

Company Name: **HORSLEY WITTEN GROUP**
 Project # 17027 Project Name **DARN ON CAB #4**
 Contact Person: **JOSEPHINE IBANEZ**
 Address: **90 ROUTE 6A, UNIT 1**
 City: **SANDWICH** State: **MA** Zip Code: **02563** PO #:
 Telephone Number: **508-833-6600** FAX Number: **508-833-3150** Email Address: **jibanez@horsleywitten.com**

Analysis

PTAS - Full List

X																				
X																				

ESS Lab ID	Collection Date	Collection Time	Sample Type	Sample Matrix	Sample ID
1	12/14/18	1115	GRAB	SOIL	1991 A-B
2	12/14/18	1214	GRAB	SOIL	1991 C-D

Container Type: AC-Air Cassette AG-Amber Glass B-BOD Bottle C-Cubtainer G-Glass O-Other P-Poly S-Sterile V-Vial P
 Container Volume: 1-100 mL 2-2.5 gal 3-250 ml 4-300 mL 5-500 mL 6-1L 7-VOA 8-2 oz 9-4 oz 10-8 oz 11-Other 3
 Preservation Code: 1-Non Preserved 2-HCL 3-H2SO4 4-HNO3 5-NAOH 6-Methanol 7-Na2S2O3 8-ZnAc, NaOH 9-NH4Cl 10-DI H2O 11-Ascorbic Acid 12-Other 1
 Number of Containers per Sample: 1

Laboratory Use Only
 Cooler Present:
 Seals Intact: _____
 Cooler Temperature: **1.1 °C ICE RC**

Sampled by: **HW**
 Comments: _____
 Please specify "Other" preservative and containers types in this space

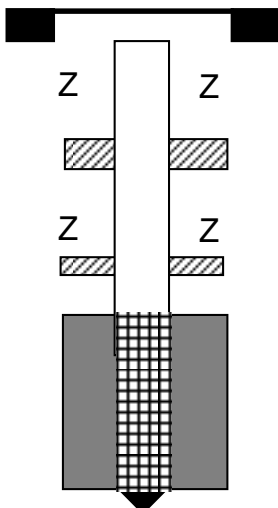
Relinquished by: (Signature, Date & Time) R. Carlson 12/14/18 1340	Received By: (Signature, Date & Time) HW FRIDGE 12/14/18 1340	Relinquished By: (Signature, Date & Time) HW FRIDGE 12/19/18 1050	Received By: (Signature, Date & Time) R. Carlson 12/19/18 1050
Relinquished by: (Signature, Date & Time) R. Carlson 12/19/18 1524	Received By: (Signature, Date & Time) HW FRIDGE 12/19/18 1446	Relinquished By: (Signature, Date & Time)	Received By: (Signature, Date & Time)

APPENDIX B

Cape Cod Test Boring 5 Rayber Road, Orleans, MA 02653 (508) 240-1000 div. Desmond Well Drilling, Inc.	Project Horsley Witten Group Barnstable, 480 Barnstable Road Hyannis, MA	Boring No. HW-G(s)
		Sheet 1 of 1

Driller: Tommy Desmond	Boring location: Ground Surface Elevation: Date start: 10/3/2018	Date end: 10/3/2018
Helper: Sean Morgan		
Inspector: Josephine Ibanez		

Sampler consists of a two inch split spoon driven using a 140 lb. hammer falling thirty inches	Notes: Shallow	Auger Size: 6 1/4" x 4" H.S.A. Casing Size: 2"x18.45' SCH40 PVC FJT Screen Size: 2"x10'X.010 SCH40 PVC FJT
--	----------------	--

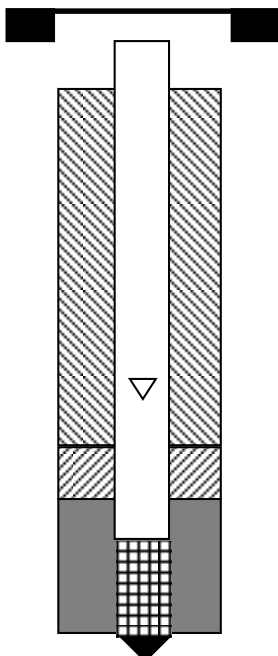
Depth (FT)	Sample				Sample Description	Well Installation
	NO	PEN/REC	DEPTH/FT	BLOWS 6"		
2					Drilled straight with H.S.A. F-M-C brown sand; Gravel. Dry.	 <p>Well Depth: 28.45' Static: 22.29' Well screen: 18.45' to 28.45' Bentonite seal: 8' to 10' Bentonite seal: 15' to 16' Sand pack: 18.25' to 28.45' End of boring: 30' End of sample: n/a</p>
0			0 - 10			
-2						
-4						
-6						
-8						
-10			10 - 40			
-12						
-14						
-16						
-18						
-20						
-22						
-24						
-26						
-28						
-30						
-32						
-34						
-36						
-38						
-40						
-42						
-44						
-46						
-48						
-50						
-52						
-54						
-56						
-58						
-60						
-62						
-64						
-66						

Granular Soils		Cohesive Soils		Proportions Used	Well Installation Key
BLOWS/FT	DENSITY	BLOWS/FT	DENSITY		
0 - 4	V. LOOSE	> 2	V. SOFT	Trace 0 - 10% Little 10 - 20% Some 20 - 35% And 35 - 50%	■ - CONCRETE
4 - 10	LOOSE	2 - 4	SOFT		■ - SAND PACK
10 - 30	M. DENSE	4 - 8	M. STIFF		Z - SOIL BACKFILL
30 - 50	DENSE	8 - 15	STIFF		▨ - BENTONITE
> 50	V. DENSE	15 - 30	V. STIFF		⊞ - SCREEN
		> 30	HARD		▽ - APPROX. WATER LEVEL

Cape Cod Test Boring 5 Rayber Road, Orleans, MA 02653 (508) 240-1000 div. Desmond Well Drilling, Inc.	Project Horsley Witten Group Barnstable, 480 Barnstable Road Hyannis, MA	Boring No. HW-G(m)
		Sheet 1 of 1

Driller: Tommy Desmond	Boring location: Ground Surface Elevation: Date start: 10/3/2018	Date end: 10/3/2018
Helper: Sean Morgan		
Inspector: Josephine Ibanez		

Sampler consists of a two inch split spoon driven using a 140 lb. hammer falling thirty inches	Notes: Middle	Auger Size: 6 1/4" x 4" H.S.A Casing Size: 2"x33.25' SCH40 PVC FJT Screen Size: 2"x5'X.010 SCH40 PVC FJT
--	---------------	--

Depth (FT)	Sample				Sample Description	Well Installation
	NO	PEN/REC	DEPTH/FT	BLOWS 6"		
2					Drilled straight with H.S.A. F-M-C brown sand; gravel. Dry.	 <p>Well Depth: 38.25' Static: 22.35' Well screen: 33.25' to 38.25' Grout: 5' to 27.25' Bentonite seal: 27.25' to 30.25' Sand pack: 30.25' to 38.25' End of boring: 40' End of sample: n/a</p>
0			0 - 10			
-2						
-4						
-6						
-8						
-10			10 - 40			
-12						
-14						
-16						
-18						
-20						
-22						
-24						
-26						
-28						
-30						
-32						
-34						
-36						
-38						
-40						
-42						
-44						
-46						
-48						
-50						
-52						
-54						
-56						
-58						
-60						
-62						
-64						
-66						

Granular Soils		Cohesive Soils		Proportions Used	Well Installation Key
BLOWS/FT	DENSITY	BLOWS/FT	DENSITY		
0 - 4	V. LOOSE	> 2	V. SOFT	Trace 0 - 10% Little 10 - 20% Some 20 - 35% And 35 - 50%	■ - CONCRETE
4 - 10	LOOSE	2 - 4	SOFT		■ - SAND PACK
10 - 30	M. DENSE	4 - 8	M. STIFF		▨ - GROUT
30 - 50	DENSE	8 - 15	STIFF		▩ - BENTONITE
> 50	V. DENSE	15 - 30	V. STIFF		⊞ - SCREEN
		> 30	HARD		▽ - APPROX. WATER LEVEL

Cape Cod Test Boring 02653 (508) 240-1000 div. Desmond Well Drilling, Inc.	Project Horsley Witten Group Barnstable, 480 Barnstable Road Hyannis, MA	Boring No.	HW-G(d)
		Sheet 1 of	1

Driller: Tommy Desmond Helper: Sean Morgan Inspector: Josephine Ibanez	Boring location: Ground Surface Elevation: Date start: 10/1/2018	Date end: 10/2/2018
--	--	---------------------

Sampler consists of a two inch split spoon driven using a 140 lb. hammer falling thirty inches	Notes:	Auger Size: 6 1/4" x 4" H.S.A Casing Size: 2"x43.3' SCH40 PVC FJT Screen Size: 2"x5'X.010 SCH40 PVC FJT
--	--------	---

Depth (FT)	Sample			Sample Description	Well Installation
	NO	PEN/REC	DEPTH/FT		
2					
0	1	24/14	0 - 2	Loamy sand. F-M-trace C brown sand. Dry.	
-2	2	24/14	2 - 4	F-M-C brown sand; trace gravel. Dry.	
-4	3	24/13	4 - 6	F-M-C brown sand; some cobble. Dry.	
-6	4	24/15	6 - 8	F-M-C brown sand; trace cobble. Dry.	
-8	5	24/14	8 - 10	F-M-C brown sand; some cobble. Dry.	
-10	6	24/15	10 - 12	F-M-C brown sand; some cobble. Dry.	
-12	7	24/14	12 - 14	F-M-C brown sand; trace cobble. Dry.	
-14	8	24/17	14 - 16	F-M-C brown sand; trace gravel. Dry.	
-16	9	24/17	16 - 18	F-M-C brown sand; trace gravel. Dry.	
-18	10	24/17	18 - 20	F-M-C brown sand; trace gravel. Dry.	
-20	11	24/17	20 - 22	F-M-C brown sand; trace gravel. Dry.	
-22	12	24/13	22 - 24	F-M-C brown sand. Wet at 24'.	
-24	13	24/3	24 - 26	Rock jammed in top of spoon.	
-26	14	24/0	26 - 28	No recovery basket broke.	
-28	15		28 - 30	F-M-C brown sand; trace gravel. Wet.	
-30	16	24/11	30 - 32	F-M-C brown sand; trace gravel. Wet.	
-32	17	24/13	32 -34	F-M-C brown sand; trace gravel. Wet.	
-34	18	24/10	34 - 36	F-M-C brown sand; trace gravel. Wet.	
-36	19	24/0	36 - 38	No recovery.	
-38	20	24/12	38 - 40	F-M-C brown sand; trace silt, trace gravel. Wet.	
-40	21	24/11	40 - 42	F-M-C brown sand; trace gravel. Wet.	
-42	22	24/9	42 - 44	F-M-C brown sand; trace gravel. Wet.	
-44	23	24/13	44 - 46	F-M-C light brown sand. Wet.	
-46	24	24/12	46 - 48	F-M-C brown sand; trace silt. Wet.	
-48	25	24/13	48 - 50	F-M-C brown sand; trace silt; trace clay. Wet.	
-50	26	24/19	50 - 52	Blue clay. Wet.	
-52					
-54					
-56					
-58					
-60					
-62					
-64					
-66					

Well Depth: 48.30'
 Static: 22.30'
 Well screen: 43.3' to 48.3'
 Grout: 5' to 38'
 Bentonite seal: 38' to 40'
 Sand pack: 40' to 48.3'
 End of boring: 50'
 End of sample: 52'

Granular Soils		Cohesive Soils		Proportions Used	Well Installation Key
BLOWS/FT	DENSITY	BLOWS/FT	DENSITY		
0 - 4	V. LOOSE	> 2	V. SOFT	Trace 0 - 10% Little 10 - 20% Some 20 - 35% And 35 - 50%	- CONCRETE - SAND PACK - GROUT - BENTONITE - SCREEN - APPROX. WATER LEVEL
4 - 10	LOOSE	2 - 4	SOFT		
10 - 30	M. DENSE	4 - 8	M. STIFF		
30 - 50	DENSE	8 - 15	STIFF		
> 50	V. DENSE	15 - 30	V. STIFF		
		> 30	HARD		

Cape Cod Test Boring 5 Rayber Road, Orleans, MA 02653 (508) 240-1000 div. Desmond Well Drilling, Inc.	Project Horsley Witten Group Barnstable, 480 Barnstable Road Hyannis, MA	Boring No. HW - F
		Sheet 1 of 1

Driller: Tommy Desmond	Boring location:
Helper: Sean Morgan	Ground Surface Elevation:
Inspector: Josephine Ibanez	Date start: 10/4/2018 Date end: 10/4/2018

Direct push sampler consists of 4' x 2 3/8" G3 dual tube direct push steel tooling with 4' x 1 1/2" PVC liner with 201 ft lb hydraulic hammer (percussion rate 2200 bpm)	Direct push steel tooling: 2 3/8" G3 dual tube
--	--

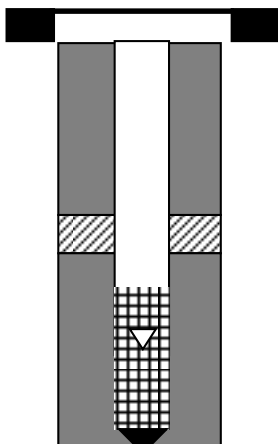
Depth (FT)	Sample				Sample Description
	NO	PEN/REC	DEPTH/FT	BLOWS 6"	
+2					
0	1	N/R	0 - 4	N/R	Loamy; F-M-C brown sand; trace F gravel.
2					
4	2		4 - 8		F-M-C brown sand; trace very C brown sand; trace F gravel.
6					
8	3		8 - 12		F-M-C brown sand; little F gravel.
10					
12	4		12 - 16		F-M-C brown sand.
14					
16					
18					
20					
22					
24					
26					
28					
30					
32					
34					
36					
38					
40					
42					
44					
46					
48					
50					
52					
54					
56					
58					
60					End of probe: 16'
62					End of sample: 16'
64					
66					







Granular Soils		Cohesive Soils		Proportions Used	Well Installation Key
BLOWS/FT	DENSITY	BLOWS/FT	DENSITY		
0 - 4	V. LOOSE	> 2	V. SOFT	Trace 0 - 10%	■ - CONCRETE
4 - 10	LOOSE	2 - 4	SOFT	Little 10 - 20%	■ - SAND PACK
10 - 30	M. DENSE	4 - 8	M. STIFF	Some 20 - 35%	Z - SOIL BACKFILL
30 - 50	DENSE	8 - 15	STIFF	And 35 - 50%	▨ - BENTONITE
> 50	V. DENSE	15 - 30	V. STIFF		⊞ - SCREEN
		> 30	HARD		▽ - APPROX. WATER LEVEL

Cape Cod Test Boring 5 Rayber Road, Orleans, MA 02653 (508) 240-1000 div. Desmond Well Drilling, Inc.	Project Horsley Witten Group Barnstable, 480 Barnstable Road Hyannis, MA	Boring No. HW - H
		Sheet 1 of 1

Driller: Tommy Desmond	Boring location:
Helper: Sean Morgan	Ground Surface Elevation:
Inspector: Josephine Ibanez	Date start: 10/4/2018 Date end: 10/4/2018

Direct push sampler consists of 4' x 2 3/8" G3 dual tube direct push steel tooling with 4' x 1 1/2" PVC liner with 201 ft lb hydraulic hammer (percussion rate 2200 bpm)	Auger Size: 6 1/4" x 4" H.S.A
	Casing Size: 2"x17.11' SCH40 PVC FJT
	Screen Size: 2"x10'X.010 SCH40 PVC FJT

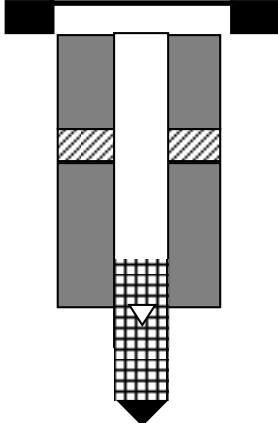
Depth (FT)	Sample				Sample Description	Well Installation
	NO	PEN/REC	DEPTH/FT	BLOWS 6"		
2						 <p>Well Depth: 27.11' Static: 20.68' Well screen: 17.11' to 27.11' Sand pack: 0' to 13' Bentonite seal: 13' to 15' Sand pack: 15' to 27.11' End of boring: 24' End of sample: 28'</p>
0	1	N/R	0 - 4	N/R	Loamy; F-M brown sand; trace silt. Dry.	
-2						
-4	2		4 - 8		F-M-C brown sand; little F-M gravel. Dry.	
-6						
-8	3		8 - 12		F-M-C brown sand; trace F gravel. Dry.	
-10						
-12	4		12 - 16		F-M-C brown sand. Dry.	
-14						
-16	5		16 - 20		F-M-C brown sand; trace F gravel. Dry.	
-18						
-20	6		20 - 24		F-M-C brown sand. Wet.	
-22						
-24	7		24 - 28		F-M-C brown sand. Wet.	
-26						
-28						
-30						
-32						
-34						
-36						
-38						
-40						
-42						
-44						
-46						
-48						
-50						
-52						
-54						
-56						
-58						
-60						
-62						
-64						
-66						

Granular Soils		Cohesive Soils		Proportions Used	Well Installation Key
BLOWS/FT	DENSITY	BLOWS/FT	DENSITY		
0 - 4	V. LOOSE	> 2	V. SOFT	Trace 0 - 10% Little 10 - 20% Some 20 - 35% And 35 - 50%	 - CONCRETE  - SAND PACK  - SOIL BACKFILL  - BENTONITE  - SCREEN  - APPROX. WATER LEVEL
4 - 10	LOOSE	2 - 4	SOFT		
10 - 30	M. DENSE	4 - 8	M. STIFF		
30 - 50	DENSE	8 - 15	STIFF		
> 50	V. DENSE	15 - 30	V. STIFF		
		> 30	HARD		

Cape Cod Test Boring 5 Rayber Road, Orleans, MA 02653 (508) 240-1000 div. Desmond Well Drilling, Inc.	Project Horsley Witten Group Barnstable, 480 Barnstable Road Hyannis, MA	Boring No. HW - I
		Sheet 1 of 1

Driller: Tommy Desmond	Boring location:
Helper: Sean Morgan	Ground Surface Elevation:
Inspector: Josephine Ibanez	Date start: 10/4/2018 Date end: 10/4/2018

Direct push sampler consists of 4' x 2 3/8" G3 dual tube direct push steel tooling with 4' x 1 1/2" PVC liner with 201 ft lb hydraulic hammer (percussion rate 2200 bpm)	Auger Size: 6 1/4" x 4" H.S.A
	Casing Size: 2"x15.1' SCH40 PVC FJT
	Screen Size: 2"x10'X.010 SCH40 PVC FJT

Depth (FT)	Sample				Sample Description	Well Installation
	NO	PEN/REC	DEPTH/FT	BLOWS 6"		
2						 <p>Well Depth: 25.10' Static: 18.62' Well screen: 15.1' to 25.1' Sand pack: 0' to 8' Bentonite seal: 8' to 10' Sand pack: 10' to 18.62' End of boring: 24' End of sample: 28'</p>
0	1	N/R	0 - 4	N/R	Loamy; silty sand; F-M gravel;	
-2					F-M-C brown sand. Dry.	
-4	2		4 - 8		F-M-C brown sand; trace F gravel.	
-6					Dry.	
-8	3		8 - 12		F-M-C brown sand. Dry.	
-10						
-12	4		12 - 16		F-M-C brown sand. Dry.	
-14						
-16	5		16 - 20		F-M-C brown sand; trace very C	
-18					brown sand; trace F gravel. Wet.	
-20	6		20 - 24		F-M-C brown sand. Wet.	
-22						
-24	7		24 - 28		F-M-C brown sand. Wet.	
-26						
-28						
-30						
-32						
-34						
-36						
-38						
-40						
-42						
-44						
-46						
-48						
-50						
-52						
-54						
-56						
-58						
-60						
-62						
-64						
-66						

Granular Soils		Cohesive Soils		Proportions Used	Well Installation Key
BLOWS/FT	DENSITY	BLOWS/FT	DENSITY		
0 - 4	V. LOOSE	> 2	V. SOFT	Trace 0 - 10% Little 10 - 20% Some 20 - 35% And 35 - 50%	■ - CONCRETE
4 - 10	LOOSE	2 - 4	SOFT		■ - SAND PACK
10 - 30	M. DENSE	4 - 8	M. STIFF		Z - SOIL BACKFILL
30 - 50	DENSE	8 - 15	STIFF		▨ - BENTONITE
> 50	V. DENSE	15 - 30	V. STIFF		⊞ - SCREEN
		> 30	HARD		▽ - APPROX. WATER LEVEL

Cape Cod Test Boring 5 Rayber Road, Orleans, MA 02653 (508) 240-1000 div. Desmond Well Drilling, Inc.	Project Horsley Witten Group Barnstable, 480 Barnstable Road Hyannis, MA	Boring No. HW - J
		Sheet 1 of 1

Driller: Tommy Desmond	Boring location:
Helper: Sean Morgan	Ground Surface Elevation:
Inspector: Josephine Ibanez	Date start: 10/4/2018 Date end: 10/4/2018

Direct push sampler consists of 4' x 2 3/8" G3 dual tube direct push steel tooling with 4' x 1 1/2" PVC liner with 201 ft lb hydraulic hammer (percussion rate 2200 bpm)	Auger Size: 6 1/4" x 4" H.S.A
	Casing Size: 2"x___' SCH40 PVC FJT
	Screen Size: 2"x___'X.010 SCH40 PVC FJT

Depth (FT)	Sample				Sample Description	Well Installation
	NO	PEN/REC	DEPTH/FT	BLOWS 6"		
2						
0	1	N/R	0 - 4	N/R	Loamy; F-M brown sand; F-M-C brown sand; trace F gravel. Dry.	
-2					F-M-C brown sand. Dry.	
-4	2		4 - 8			
-6						
-8	3		8 - 12		F-M-C brown sand; trace F gravel (lense). Dry.	
-10						
-12	4		12 - 16		F-M-C brown sand; trace F-M gravel. Dry.	
-14						
-16	5		16 - 20		F-M-C brown sand; little F-M gravel. Wet.	
-18						
-20	6		20 - 24		F-M-C brown sand. Wet.	
-22						
-24	7		24 - 28		F-M-C brown sand. Wet.	
-26						
-28						
-30						
-32						
-34						
-36						
-38						
-40						
-42						
-44						
-46						
-48						
-50						
-52						
-54						
-56						
-58						
-60						
-62						
-64						
-66						

Granular Soils		Cohesive Soils		Proportions Used	Well Installation Key
BLOWS/FT	DENSITY	BLOWS/FT	DENSITY		
0 - 4	V. LOOSE	> 2	V. SOFT	Trace 0 - 10% Little 10 - 20% Some 20 - 35% And 35 - 50%	- CONCRETE - SAND PACK - SOIL BACKFILL - BENTONITE - SCREEN - APPROX. WATER LEVEL
4 - 10	LOOSE	2 - 4	SOFT		
10 - 30	M. DENSE	4 - 8	M. STIFF		
30 - 50	DENSE	8 - 15	STIFF		
> 50	V. DENSE	15 - 30	V. STIFF		
		> 30	HARD		

Cape Cod Test Boring 5 Rayber Road, Orleans, MA 02653 (508) 240-1000 div. Desmond Well Drilling, Inc.	Project Horsley Witten Group Barnstable, 480 Barnstable Road Hyannis, MA	Boring No. ARFF - 3
		Sheet 1 of 1

Driller: Tommy Desmond Helper: Sean Morgan Inspector: Josephine Ibanez	Boring location: Ground Surface Elevation: Date start: 10/9/2018 Date end: 10/9/2018
--	---

Direct push sampler consists of 4' x 2 3/8" G3 dual tube direct push steel tooling with 4' x 1 1/2" PVC liner with 201 ft lb hydraulic hammer (percussion rate 2200 bpm)	Direct push steel tooling: 2 3/8" G3 dual tube
--	--

Depth (FT)	Sample				Sample Description
	NO	PEN/REC	DEPTH/FT	BLOWS 6"	
+2					
0	1	N/R	0 - 4	N/R	Loamy; F-M-C brown sand and F gravel. Dry.
2					
4	2		4 - 8		F-M-C brown sand and F-M gravel. Dry.
6					
8	3		8 - 12		F-M-C brown sand. Dry.
10					
12					
14					
16					
18					
20					
22					
24					
26					
28					
30					
32					
34					
36					
38					
40					
42					
44					
46					
48					
50					
52					
54					
56					
58					
60					End of probe: 12'
62					End of sample: 12'
64					
66					

Granular Soils		Cohesive Soils		Proportions Used	Well Installation Key	
BLOWS/FT	DENSITY	BLOWS/FT	DENSITY			
0 - 4	V. LOOSE	> 2	V. SOFT	Trace 0 - 10%		■ - CONCRETE
4 - 10	LOOSE	2 - 4	SOFT	Little 10 - 20%		■ - SAND PACK
10 - 30	M. DENSE	4 - 8	M. STIFF	Some 20 - 35%		Z - SOIL BACKFILL
30 - 50	DENSE	8 - 15	STIFF	And 35 - 50%	▨ - BENTONITE	
> 50	V. DENSE	15 - 30	V. STIFF		⊞ - SCREEN	
		> 30	HARD		▽ - APPROX. WATER LEVEL	

CAPE COD TEST BORING	BORING NO. ARFF - 3
-----------------------------	----------------------------

Cape Cod Test Boring 5 Rayber Road, Orleans, MA 02653 (508) 240-1000 div. Desmond Well Drilling, Inc.	Project Horsley Witten Group Barnstable, 480 Barnstable Road Hyannis, MA	Boring No. DL - 11
		Sheet 1 of 1

Driller: Tommy Desmond	Boring location:
Helper: Sean Morgan	Ground Surface Elevation:
Inspector: Josephine Ibanez	Date start: 10/3/2018 Date end: 10/3/2018

Direct push sampler consists of 4' x 2 3/8" G3 dual tube direct push steel tooling with 4' x 1 1/2" PVC liner with 201 ft lb hydraulic hammer (percussion rate 2200 bpm)	Direct push steel tooling: 2 3/8" G3 dual tube
--	--

Depth (FT)	Sample				Sample Description
	NO	PEN/REC	DEPTH/FT	BLOWS 6"	
	1	24/18	4 - 6		F-M-C brown sand; trace of cobble. Dry.
0	1	N/R	0 - 4	N/R	<i>Switched to Probe</i> Loamy material; F-M-C brown sand; trace F-M gravel. Dry.
2					
4	2		4 - 8		F-M-C brown sand; trace F-M gravel. Dry.
6					
8	3		8 - 12		F-M-C brown sand; trace very C brown sand. Dry.
10					
12	4		12 - 16		F-M-C brown sand; trace very C brown sand. Dry.
14					
16					
18					
20					
22					
24					
26					
28					
30					
32					
34					
36					
38					
40					
42					
44					
46					
48					
50					
52					
54					
56					End of probe: 16'
58					End of sample: 16'
60					
62					

Granular Soils		Cohesive Soils		Proportions Used	Well Installation Key
BLOWS/FT	DENSITY	BLOWS/FT	DENSITY		
0 - 4	V. LOOSE	> 2	V. SOFT	Trace 0 - 10%	■ - CONCRETE
4 - 10	LOOSE	2 - 4	SOFT	Little 10 - 20%	■ - SAND PACK
10 - 30	M. DENSE	4 - 8	M. STIFF	Some 20 - 35%	Z - SOIL BACKFILL
30 - 50	DENSE	8 - 15	STIFF	And 35 - 50%	▨ - BENTONITE
> 50	V. DENSE	15 - 30	V. STIFF		⊞ - SCREEN
		> 30	HARD		▽ - APPROX. WATER LEVEL

Cape Cod Test Boring 5 Rayber Road, Orleans, MA 02653 (508) 240-1000 div. Desmond Well Drilling, Inc.	Project Horsley Witten Group Barnstable, 480 Barnstable Road Hyannis, MA	Boring No. DL - 14
		Sheet 1 of 1

Driller: Tommy Desmond Helper: Sean Morgan Inspector: Josephine Ibanez	Boring location: Ground Surface Elevation: Date start: _____ Date end: _____
--	--

Direct push sampler consists of 4' x 2 3/8" G3 dual tube direct push steel tooling with 4' x 1 1/2" PVC liner with 201 ft lb hydraulic hammer (percussion rate 2200 bpm)	Direct push steel tooling: 2 3/8" G3 dual tube
--	--

Depth	Sample				Sample Description
(FT)	NO	PEN/REC	DEPTH/FT	BLOWS 6"	
+2					
0	1	N/R	0 - 4	N/R	Subsurface road material. Loamy; silty sand; F-M-C brown sand; trace F gravel. Dry.
2					
4	2		4 - 8		F-M-C brown sand; some F-M gravel. Dry.
6					
8	3		8 - 12		F-M-C brown sand; trace F gravel. Dry.
10					
12	4		12 - 16		F-M-C brown sand. Dry.
14					
16					
18					
20					
22					
24					
26					
28					
30					
32					
34					
36					
38					
40					
42					
44					
46					
48					
50					
52					
54					
56					
58					
60					End of probe: 16'
62					End of sample: 16'
64					
66					

Granular Soils		Cohesive Soils		Proportions Used	Well Installation Key
BLOWS/FT	DENSITY	BLOWS/FT	DENSITY		
0 - 4	V. LOOSE	> 2	V. SOFT	Trace 0 - 10% Little 10 - 20% Some 20 - 35% And 35 - 50%	<div style="display: inline-block; width: 20px; height: 10px; background-color: black; border: 1px solid black;"></div> - CONCRETE <div style="display: inline-block; width: 20px; height: 10px; background-color: gray; border: 1px solid black;"></div> - SAND PACK <div style="display: inline-block; width: 20px; height: 10px; border: 1px solid black; text-align: center; line-height: 10px;">Z</div> - SOIL BACKFILL <div style="display: inline-block; width: 20px; height: 10px; border: 1px solid black; background-image: repeating-linear-gradient(45deg, transparent, transparent 2px, gray 2px, gray 4px); border-style: dashed;"></div> - BENTONITE <div style="display: inline-block; width: 20px; height: 10px; border: 1px solid black; text-align: center; line-height: 10px;">#</div> - SCREEN <div style="display: inline-block; width: 20px; height: 10px; border-left: 1px solid black; border-right: 1px solid black; border-bottom: 1px solid black;"></div> - APPROX. WATER LEVEL
4 - 10	LOOSE	2 - 4	SOFT		
10 - 30	M. DENSE	4 - 8	M. STIFF		
30 - 50	DENSE	8 - 15	STIFF		
> 50	V. DENSE	15 - 30	V. STIFF		
		> 30	HARD		